

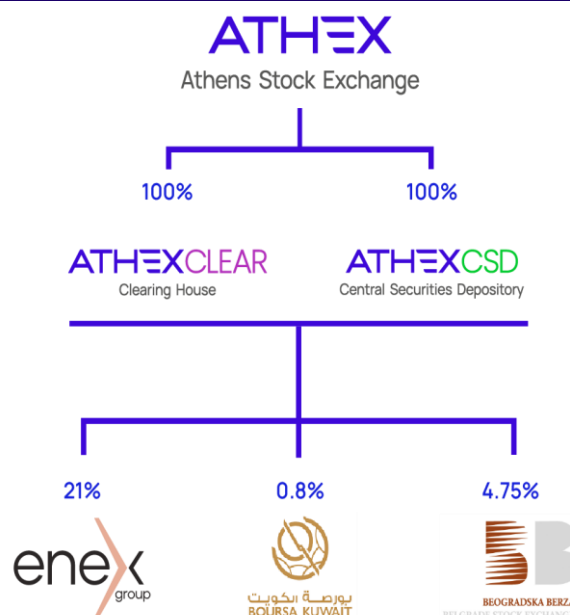
Company Profile

HELLENIC EXCHANGES-ATHENS STOCK EXCHANGE (ATHEX) is the parent company of the Group of companies that supports the operation of the Greek capital market.

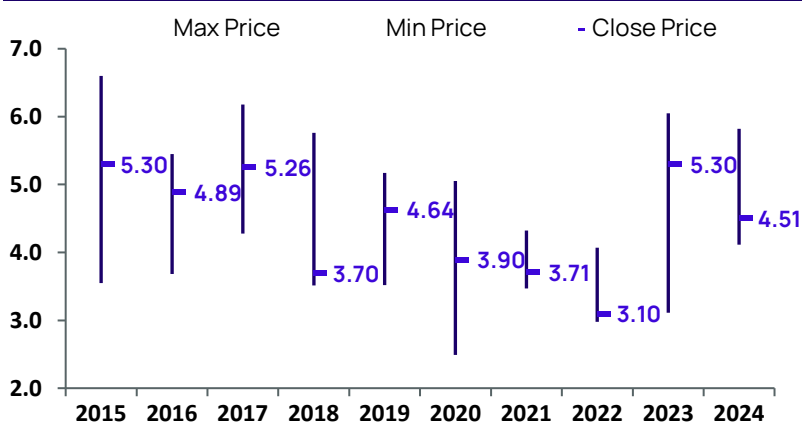
The parent company and its 100% subsidiaries **ATHEXCLEAR** and **ATHEXCSD** operate the organized cash and derivatives markets, carry out trade clearing, settlement and registration of securities, provide comprehensive IT solutions to the Greek capital market as well as other ancillary services (colocation, XNET, LEI et al.) and promote the development of capital markets in Greece.

The Group also provides support services to the **Hellenic Energy Exchange**, in which it holds a 21% stake, and to **Boursa Kuwait**, in which it holds a 0.8% stake.

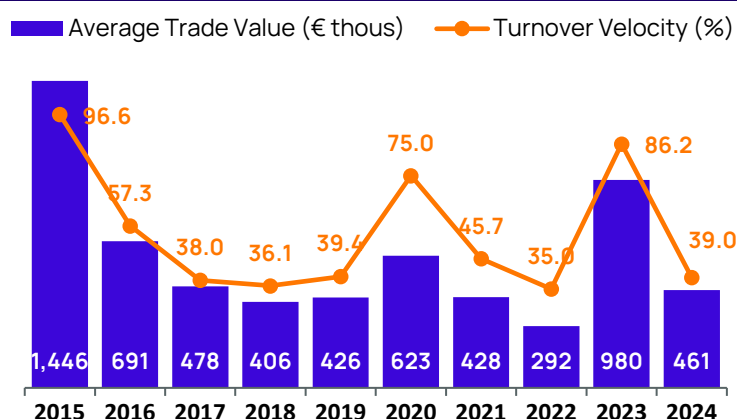
Through its participation in the **Hellenic Corporate Governance Council (HCGC)** the Group promotes corporate governance and adoption of best practices in Greece - www.esed.org.gr.



Share Performance



Share Liquidity



Yearly Performance

Year	2019	2020	2021	2022	2023	2024	CAGR 14-24
Performance	25.3%	-16.0%	-4.7%	-16.4%	71.0%	-14.9%	-0.3%

Trailing Performance

Period	1 Month	3 Months	6 Months	9 Months	1 Year	3 Years	5 Years
Performance	3.9%	-0.9%	-6.8%	-17.4%	-14.9%	21.6%	-2.7%

Source: ATHEXGROUP, Trade Data 31.12.2024

Recent Developments

- Dec-24** Launch of the new corporate image and identity of the Athens Stock Exchange
- Oct-24** Inclusion of the Athens Stock Exchange in the 2025 Watchlist by FTSE Russell for upgrading its classification from Emerging Market to Developed Market
- Jul-24** Inclusion of the Athens Stock Exchange in the 2025 Watchlist by S&P DJI for upgrading its classification from Emerging Market to Developed Market
- May-24** Adoption of the 9th Amendment of the Athens Stock Exchange Rulebook

Financial Calendar 2025

Fiscal Year 2024 Results	March 31
Q1 2025 Results	May 26
Annual General Meeting	June 12
Dividend - Record Date (*)	June 24
Dividend - Payment Date (*)	June 30
H1 2025 Results	July 28
9M 2025 Results	November 24

(*) The distribution of dividend and the abovementioned relevant dates are subject to approval by the Annual General Meeting of shareholders

Key Information

Mkt Capitalization (€)	272,169,480.0
Number of Shares Outstanding	60,348,000
Sector Classification (ICB)	Financial Services
Listing Market	Main Market
Trading Segment	High Liquidity
Fiscal Year End	December

Financials (consolidated, €ths)

Fiscal Year	2020	2021	2022	2023	9M-24
Revenues	30,735	36,127	37,847	47,135	39,764
Regulator Fee	-1,227	-1,337	-1,388	-1,961	-1,598
Operating Expenses	21,170	21,707	23,977	26,161	19,721
EBITDA	8,338	13,083	12,482	19,013	18,445
Depreciations	-4,210	-4,498	-3,754	-3,822	-3,099
EBIT	4,128	8,585	8,728	15,191	15,346
Total Financial Income	780	881	1,690	1,671	1,643
EBT	4,908	9,466	10,418	16,862	16,989
Income Tax	-1,038	-1,259	-2,204	-3,861	-3,740
Net Earnings	3,870	8,207	8,214	13,001	13,249
EPS (€ per share)	0.064	0.136	0.139	0.225	0.229
Operating Margin	28.3%	37.6%	34.2%	42.1%	48.3%
Head Count	230	228	236	254	251

Cash Distributions (€ per share, by payment year)

Year Paid	2020	2021	2022	2023	2024
Ordinary Dividend	0.07000	0.07000	0.15150	0.15648	0.24000
Capital Return	0.09000	0.07000	---	---	---
Total Distributions	0.16000	0.14000	0.15150	0.15648	0.24000

Board of Directors

George Handjinicolaou

Chairman, Independent Non-Executive Member

John Costopoulos

Vice Chairman, Independent Non-Executive Member

Yianos Kontopoulos

CEO, Executive Member

Konstantinos Vassiliou

Independent Non-Executive Member

Dimitrios Dosis

Independent Non-Executive Member

Giorgos Doukidis

Independent Non-Executive Member

Polyxeni Kazoli

Independent Non-Executive Member

Theano Karpodini

Independent Non-Executive Member

Nicholaos Krenteras

Independent Non-Executive Member

Spyridoula Papagiannidou

Independent Non-Executive Member

Thomas Zeeb

Independent Non-Executive Member

@ The Board of Directors was elected by the 22nd Annual

General Meeting on 8th June 23 with 3-year term of office

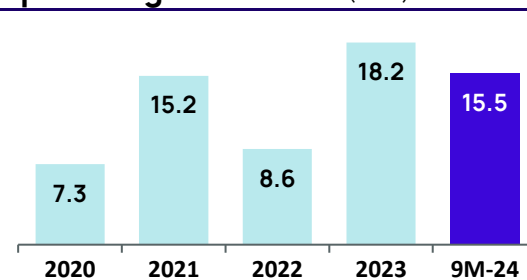
Identification

Bloomberg:	EXAEGA	ISIN:	GRS395363005
Reuters:	EXCr.AT	FISN:	ATHEX/REG SHS
ATHEX Symbol:	EXAE	LEI:	549300GSRN07MNEPL

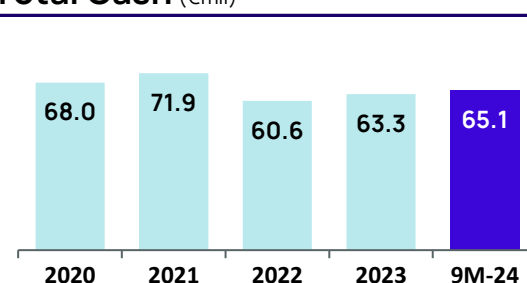
Contact Details

Nick Koskoletos, Chief Financial & Issuer Relations Officer (CEO)
Stelios Konstantinou, Head of Investor Relations (IR)
 e-mail: ir@Athexgroup.gr, www.Athexgroup.gr

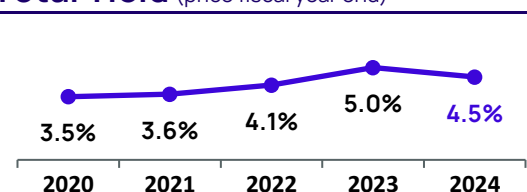
Operating Cash Flow (€mil)



Total Cash (€mil)



Total Yield (price fiscal year end)



Analyst Coverage

Alpha Finance

Panagiotis Kladis

Eurobank Equities

Andreas Souvleros

National Securities

Vangelis Karanikas

Pantelakis Securities

Spiros Tsangalakis

Piraeus Securities

Iakovos Kourtesis

RecearchGreece

Dimitris Giannoulis

Shareholder Structure

by Investor Type

International Investors	31.9%
Local Retail Investors	35.3%
Local Institutional Investors	19.6%
Local Banks	5.5%
Treasury Shares	4.1%
ATHEX Members	1.4%
Management Team	0.2%
Other Greek Shareholders	2.0%

by Country of Origin

Greece	68.1%
USA	13.2%
United Kingdom	4.6%
Switzerland	3.8%
Norway	2.8%
Luxembourg	2.4%
Other Countries	4.1%

Source: ATHEXGROUP, Data 31.12.2024