

24

Εναλλακτική Αγορά Ημερήσιο Δελτίο Συναλλακτικής Δραστηριότητας

Alternative Market
Daily Official List of Trading Activity

Tuesday, 3 December, 2024
Year: 17 Trading Day No: 230



ATHEX
Athens Stock Exchange

Disclaimer:

Hellenic Exchanges – Athens Stock Exchange S.A. (HELEX), endeavors to ensure that the data and other material ("Information") presented on the Daily Official List of the Alternative Market (ena) are accurate and complete, but it is not liable for any errors or omissions of data or /and for the accuracy, credibility, updating and completeness of the aforesaid information nor it has any liability arising directly or indirectly from the use of the above Information.

All contents of the Daily Official List of the Alternative Market (ENA) are provided only for information purposes and do not constitute investment advice or solicitation to invest in securities or other products listed for trading on HELEX.

You acknowledge and agree that HELEX is the owner of any property rights related to any Information appearing on the Daily Official List of the Alternative Market (ENA) including intellectual property rights copyright, trademarks, etc.

The above data are a property of the Hellenic Exchanges – Athens Stock Exchange S.A. and are copyright protected. Users are forbidden to reproduce, modify, copy, sale, transmit or redistribute, by all reproduction means and methods, part or the whole of the above data, without reference to their source.

Hellenic Exchanges - Athens Stock Exchange S.A.

110 Athinon Ave., 10442 Athens, Tel: (210) 33.66.800, Fax: (210) 32.13.938

www.athexgroup.gr

Thessalonica Stock Exchange Center (T.S.E.C)

16-18 Katouni Str., Thessalonica 546 25 Tel: (2310) 567.667, Fax: (2310) 530.545

Athex Members Guarantee Fund

14-16 Fidiou Str., Athens 106 78, Tel: (210) 33.04.682, Fax: (210) 33.04.155

Hellenic Republic Capital Market Commission

1 Kolokotroni Str. & 1 Stadiou Str., Athens 10562 Tel: (210) 33.77.100 Fax: (210) 33.77.173

Table of Contents

Section 1: Trading Session Statistical Data

Summary of Market

Athex Indices

Analytic Figures for Athex Market's Boards and Categories

Section 2: Shares Transactions Data

Shares Transactions Data

Shares' Notes

Section 3: Shares Other Transactions Data

Blocks Data

Rights Data

Section 4: Bonds Transactions Data

Non Convertible Corporate Bonds - Alternative Market

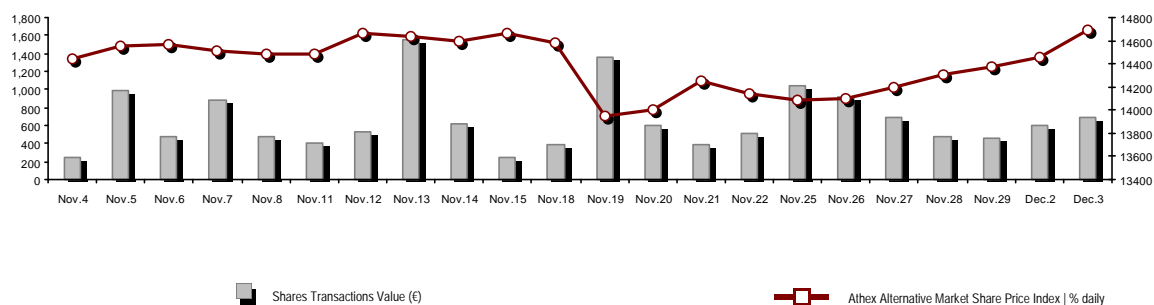
Section codification follows the corresponding from the Greek version of Daily Official List for reference purposes.

Hellenic Exchanges - Athens Stock Exchange S.A.

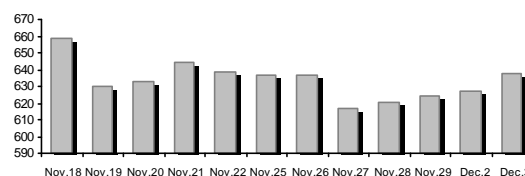
Sales & Business Development Division

Summary of Market

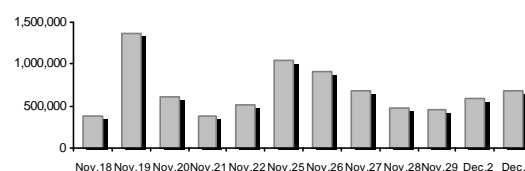
Athex Alternative Market Share Price Index vs Shares Transactions Value



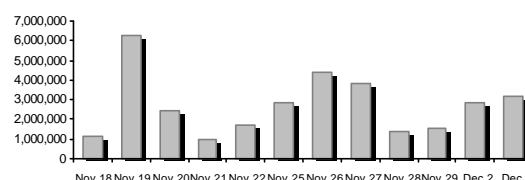
Total Transactions Value (€):	683,300.00	Athex Capitalisation (€)	
Athex Capitalisation (€):	637,508,715.51		
Daily change: € %	9,931,879.89	1.58%	
Yearly Avg Capitalisation: € % chng prev year Avg	617,247,707.93	64.89%	
Athex Alternative Market Share Price Index % daily chng	14,688.43	1.58%	
Athex Alternative Market Share Price Index Capitalisation (€)	637,508,715.51		
Daily change (€)	9,931,879.89		



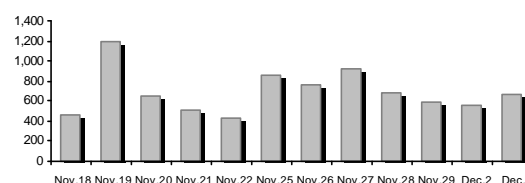
Shares Transactions Value (€)	683,300.00	Value of Transactions (€)	
Daily change: € %	91,210.08	15.40%	
YTD Avg Trans. Value: € % chng prev year Avg	935,079.61	73.63%	
Blocks of Shares Transactions Value (€)	0.00		
Bonds Transactions Value (thou. €)	0.00		



Shares Transactions Volume (pieces)	3,197,869.00	Volume of Transactions	
Daily change: pieces %	341,699.00	11.96%	
YTD Avg Volume: pieces % chng prev year Avg	3,830,305.39	9.81%	
Blocks of Shares Transactions Volume (pieces)	0.00		
Bonds Transactions Volume	0		



Shares Trades Number	665	Number of Trades	
Daily change: number %	116	21.13%	
YTD Avg Derivatives Trades number % chng prev year Avg	838	23.84%	
Number of Blocks of Shares	0		
Number of Bonds Transactions	0		



Daily Fluctuation of Athex Alternative Market Price Index



Athex Indices

Index name	03/12/2024	02/12/2024	pts.	%	Min	Max	Year min	Year max	Year change
ATHEX Alternative Market Price Index	14,688.43 #	14,459.60	228.83	1.58%	14,427.91	14,701.20	9,352.11	15,435.43	57.06% #

Analytic Figures for Athex Market's Boards and Categories

		Total Traded Shares
Totals		9
	Gain / Lose / Same:	7 / 1 / 1
Athex Capitalisation (€)		637,508,715.51
Daily Average Transactions Value (€)		935,079.61
Shares Transactions Value (€)		683,300.00
	Main Board:	683,300.00
	Blocks Board:	0.00
	Forced Sales Board:	0.00
	Special Terms Board:	0.00
Daily Average Transactions Volume		3,830,305
Transactions Volume		3,197,869
	Main Board:	3,197,869
	Blocks Board:	0
	Forced Sales Board:	0
	Special Terms Board:	0
Daily Average Number of Trades		838
Number of Trades		665
	Main Board:	665
	Blocks Board:	0
	Forced Sales Board:	0
	Special Terms Board:	0

Trading Details by Sector

Code	Sectors	Gain / Lose / Same	Number of Trades	Transactions Volume	Transactions Value	% of Total Trans. Value
3020	- Financial Services	4 / 0 / 0	532	3,153,686	626,776.47	91.73%
4510	- Food Beverage & Tobacco	1 / 0 / 0	4	510	713.90	0.10%
2010	- Health Care	0 / 0 / 1	1	80	224.00	0.03%
5020	- Industrial Goods & Services	1 / 0 / 0	8	9,255	3,734.55	0.55%
4040	- Retail	1 / 0 / 0	95	26,265	24,469.88	3.58%
1010	- Technology	0 / 1 / 0	25	8,073	27,381.20	4.01%

Top 10 best & worst performing Shares

With positive Price change	Closing price	change	With negative Price change	Closing price	change
CAIRO MEZZ (CR)	0.424	4.95% #	REAL CONSULTING (CR)	3.40	-0.88% €
MEDITERRA (CR)	1.40	3.70% #			
MED S.A. (CR)	0.965	2.66% #			
FOODLINK S.A. (CR)	0.410	1.48% #			
SUNRISEMEZZ (CR)	0.259	1.17% #			
GALAXY COSMOS MEZZ (CR)	0.698	1.16% #			
PHOENIX VEGA (CR)	0.082	0.86% #			
VIDAVO (CR)	2.82	0.00% -			

With the highest Transactions Value	Value (thou. €)	change	With the highest Transactions Volume	Volume	change
CAIRO MEZZ (CR)	181.13	4.95% #	PHOENIX VEGA (CR)	1,896,747	0.86% #
SUNRISEMEZZ (CR)	166.05	1.17% #	SUNRISEMEZZ (CR)	643,924	1.17% #
PHOENIX VEGA (CR)	154.83	0.86% #	CAIRO MEZZ (CR)	432,858	4.95% #
GALAXY COSMOS MEZZ (CR)	124.77	1.16% #	GALAXY COSMOS MEZZ (CR)	180,157	1.16% #
REAL CONSULTING (CR)	27.38	-0.88% €	MED S.A. (CR)	26,265	2.66% #
MED S.A. (CR)	24.47	2.66% #	FOODLINK S.A. (CR)	9,255	1.48% #
FOODLINK S.A. (CR)	3.73	1.48% #	REAL CONSULTING (CR)	8,073	-0.88% €
MEDITERRA (CR)	0.71	3.70% #	MEDITERRA (CR)	510	3.70% #
VIDAVO (CR)	0.22	0.00% -	VIDAVO (CR)	80	0.00% -

Number of Listed Shares	Nominal Value	Dividends [1]			Date of Last Coupon		Note	Shares	Closing price	% change	Previous closing price/date	Open price	Price min	Price max	Last price	Avg price	Last Bid [7]	Last Ask [7]	P/E after tax	Year	Volume	Trades	Transactions Value	Company Mkt Value (€) [3,5]	Year low	Year high	Sector[4]
		2021	2022	2023	Dividend [2]	Right																					
309,096,827	0.100	---	---	---	29/09/2020	---	CAIRO MEZZ (CR)	0.424	4.95 P	0.404 02/12/2024	0.406	0.406	0.424	0.424	0.418	4000@0.422	16446@0.425	1.07	2023	432,858	189	181,126.65	131,057,050.160	0.497	30202010		
12,481,290	0.040	---	---	---	19/08/2008 14/06/2024	---	DOPPLER (CR)	0.590	---	0.590 02/12/2024	---	---	---	---	---	400@0.555	710@0.635	---	---	---	---	---	7,363,960.464	1.33	50204000		
3,120,000	0.100	---	---	---	10/08/2023	---	DOTSOFT (CR)	14.80	---	14.80 21/11/2024	---	---	---	---	---	500@14.20	63@16.00	---	---	---	---	---	46,176.00	4.24	16.20	10101010	
14,791,000	0.360	---	---	---	05/05/2010 12/05/2008	---	EUROXX (CR)	4.32	---	4.32 15/11/2024	---	---	---	---	---	1000@4.20	---	17.28	2023	---	---	---	63,897.12	4.00	4.40	30202015	
33,352,551	0.100	---	---	---	12/06/2012 25/08/2023	---	FOODLINK S.A. (CR)	0.410	1.48 P	0.404 02/12/2024	0.390	0.390	0.410	0.410	0.404	145@0.410	1000@0.418	---	---	9,255	8	3,734.55	13,674,550.314	0.590	50205010		
86,941,164	0.164	---	---	---	14/12/2023	---	GALAXY COSMOS MEZZ (CR)	0.698	1.16 P	0.690 02/12/2024	0.690	0.687	0.700	0.698	0.693	3700@0.689	3000@0.699	11.21	2023	180,157	120	124,771.26	60,684,930.482	0.890	30202010		
68,926,799	0.240	---	---	---	07/07/2023	---	MED S.A. (CR)	0.965	2.66 P	0.940 02/12/2024	0.935	0.910	0.965	0.965	0.932	300@0.955	1510@0.970	---	---	26,265	95	24,469.88	66,514,360.715	1.23	40401020		
7,300,000	0.500	---	0.0387	0.0499	26/08/2024 28/02/2008	---	MEDITERRA (CR)	1.40	3.70 P	1.35 02/12/2024	1.39	1.39	1.40	1.40	1.40	210@1.28	530@1.40	26.61	2023	510	4	713.90	10,220.00	1.10	1.74	45102020	
3,333,500	0.300	---	---	---	13/07/2020 09/12/2008	---	OPTRONICS TECHNOLOGIES (CR)	1.48	---	1.48 06/11/2024	---	---	---	---	---	---	648@1.46	23.17	2023	---	---	---	4,933.58	1.25	1.86	10102015	
1,250,367,229	0.008	---	---	---	27/11/2024	---	PHOENIX VEGA (CR)	0.082	0.86 P	0.081 02/12/2024	0.080	0.080	0.083	0.082	0.082	70000@0.082	50000@0.082	9.14	2023	1,896,747	132	154,826.55	102,280,040.045	0.106	30202010		
21,500,000	0.400	0.03	0.03	0.04	29/08/2024 06/08/2021	---	REAL CONSULTING (CR)	3.40	-0.88 E	3.43 02/12/2024	3.43	3.33	3.47	3.40	3.39	50@3.32	200@3.40	---	---	8,073	25	27,381.20	73,100.00	2.55	4.32	10101010	
5,130,000	0.120	---	---	---	23/07/2024	---	SOFTWeb (CR)	1.74	---	1.74 02/12/2024	---	---	---	---	---	200@1.61	450@1.72	---	---	---	---	---	8,926,200.900	2.68	10101015		
178,623,895	0.031	---	---	---	27/11/2024	---	SUNRISEMEZZ (CR)	0.259	1.17 P	0.256 02/12/2024	0.257	0.256	0.260	0.259	0.258	5000@0.258	623@0.246	11.72	2023	643,924	91	166,052.01	46,263,590.210	0.399	30202010		
857,210	1.05	---	---	---	08/06/2010 12/03/2010	---	VIDAVO (CR)	2.82	---	2.82 29/11/2024	2.80	2.80	2.80	2.80	2.80	---	---	19.50	2023	80	1	224.00	2,417.33	2.00	2.82	20101025	

Shares' Notes

Code	Note text
()	- Adjusted dividends.
*	- Last adjusted closing price.
[1]	- Net dividends.
[2]	- The "Date of Last Coupon" for New listings refers to the date company's stocks started to trade in Athex
[3]	- The Company Market Value is referred to the number of listed shares
[4]	- Sectors codification can be found in Appendix A
[5]	- The Market Value refers to the total number of shares listed (including their several classes) in the exchange by the company.
[6]	- P/E greater than 100
[7]	- Last view of the Order Book before the end of the trading session

Blocks Data

Stocks	Block Volume	Price	Block Trade Value	Time of approval	Note
--------	--------------	-------	-------------------	------------------	------

No Blocks Transactions.

Blocks Notes

2 - SPOT 1 or SPOT 2 Packet	11 - Total Assets > 500 bil
3 - Block with Short Selling	12 - Sell Offer through Athex
4 - Buy to Close Block	13 - Forced Sale of NMOE
6 - Simultaneous Constitution	14 - Restoration Packet
7 - Repurchase Agreement	15 - Market Maker Packet
8 - Dispersion's Achievement (Not Listed)	16 - Short Selling
9 - Dispersion's Achievement (Listed)	18 - SPOT 1 Packet
10 - Share Capital Majority of Greek State (> 50 bil)	20 - Method 6-1 Packet

Rights Data

Occured date	Exercise from	Exercise until	Trading until	Rights	Price min	Price max	Closing price	Last Bid	Last Ask	Volume	Trades	Transactions Value
--------------	---------------	----------------	---------------	--------	-----------	-----------	---------------	----------	----------	--------	--------	--------------------

No Rights Transactions.

Non Convertible Corporate Bonds - Alternative Market

Num Listed Bonds	Nominal price	Issue price	Today's Rate	Exp. Date	Duration (years)	Note	Coupon attached		Trading	Non Convertible Corporate Bonds -	Accrued Int.	Yield.T.Mat	Price min	Price max	Closing price	Previous closing		Volume	Transactions Value	Last order				
							Common	Preferred								price/date	price/date			Price	Buy / Sell	Date	Year min	Year max
4,075	1,000.00	1,000.00	4.50	22/12/2026	5	---	6	---	1	R ENERGY 1 S.A. (Non Convertible)	20.3750	4.0120	---	---	---	99.9000	26/11/2024	---	---	99.5000	B	03/12/2024	98.0000	100.0000
6,500	506.00	1,000.00	5.50	22/12/2025	8	---	14	---	1	DELTA TECHNIKH S.A. (Non Convertible)	12.6008	3.9630	---	---	---	100.0000	19/11/2024	---	---	98.1105	B	03/12/2024	97.7978	100.0000

Corporate Bonds Notes

Transactions Volume = (Pieces) * (Nominal Price). Transactions Value = (Pieces) * (Nominal Price) * (price %) + (Accrued interest).

The price of a Bond is stated as a percentage (%) of Bond's Nominal Price.

Nominal Price in Euros (€), except if it is noted differently.



ATHEX
Athens Stock Exchange

Λεωφ. Αθηνών 110 104 42 Αθήνα
110, Athinon Ave. GR 104 42 Athens
tel. (+30)210-33.66.800, fax (+30)210-33.66.101
www.athexgroup.gr