

24

Ημερήσιο Δελτίο  
Συναλλακτικής Δραστηριότητας

Daily Official List  
of Trading Activity

Tuesday, 17 September, 2024  
Year: 145 Trading Day No: 176



**ATHEXGROUP**  
Athens Exchange Group

**Disclaimer:**

Hellenic Exchanges-Athens Stock Exchange S.A endeavours to ensure that the data and other material ("Information") presented on the Daily Official List are accurate and complete, but it is not liable for any errors or omissions of data or /and for the accuracy, credibility, updating and completeness of the aforesaid information nor it has any liability arising directly or indirectly from the use of the above Information.

The Company is not liable for the accuracy of the data included in listed companies' announcements. Only the sender of such an announcement is fully and solely liable for any infringement of third party's rights from the content of such announcement. All contents of the Daily Official List are provided only for information purposes and do not constitute investment advice or solicitation to invest in securities or other products listed for trading on the Exchange.

You acknowledge and agree that the Company is the owner of any property rights related to any Information appearing on the Daily Official List including intellectual property rights copyright, trademarks, etc.

The above data are a property of the Hellenic Exchanges-Athens Exchange and are copyright protected. Users are forbidden to reproduce, modify, copy, sale, transmit or redistribute, by all reproduction means and methods, part or the whole of the above data, without reference to their source.

The commercial exploitation of these data is, also, forbidden by third parties. Hellenic Exchanges-Athens Exchange does not carry any responsibility, direct or indirect, derived from usage or accidental alteration of the above data when used by third parties.

---

**Hellenic Exchanges – Athens Stock Exchange S.A.**

110 Athinon Ave., 10442 Athens, Tel: (210) 33.66.800, Fax: (210) 32.13.938

[www.athexgroup.gr](http://www.athexgroup.gr)

---

**Thessalonica Stock Exchange Center (T.S.E.C)**

16-18 Katouni Str., Thessalonica 546 25 Tel: (2310) 567.667, Fax: (2310) 530.545

---

**Athex Members Guarantee Fund**

14-16 Fidiou Str., Athens 106 78, Tel: (210) 33.04.682, Fax: (210) 33.04.155

---

**Hellenic Republic Capital Market Commission**

1 Kolokotroni Str. & 1 Stadiou Str., Athens 10562 Tel: (210) 33.77.100 Fax: (210) 33.77.173

---

**Table of Contents**

---

**Section 1: Statistical Figures of Securities, Derivatives and Lending**

Summary of Markets

Athex Indices

Analytic Figures for Athex Market's Boards and Categories

Trading Details by Athex Sectors and Financial Instruments (ETFs)

Top 10 best &amp; worst performing Shares

Derivatives Summary

**Section 2: Analytic Figures of Shares Transactions**

Analytic Figures of Shares Transactions

Shares' Notes

**Section 3: Figures of Securities Transactions**

Securities Blocks Details

Shares Rights Details

Stock Borrowing

Forced Sales Details

Forced Sales Registered Shares

Exchange Traded Funds (ETFs) Characteristics

**Section 5: Bonds traded in Fixed Income Assets Market**

Convertible Corporate Bonds - Regulated Market

Non Convertible Corporate Bonds - Regulated Market

Government Bonds

Treasury Bills &amp; Zero Coupon Government Bonds

Government Bonds Traded with the Open Outcry Method

State Banks Bonds

**Section 6: Additional Infos**

Athex &amp; ATHEXClear Members List

List of Stocks under Market Making operations

**Section 7: Derivatives Market Analytic Figures**

Index Futures

Stock Futures

Index Options

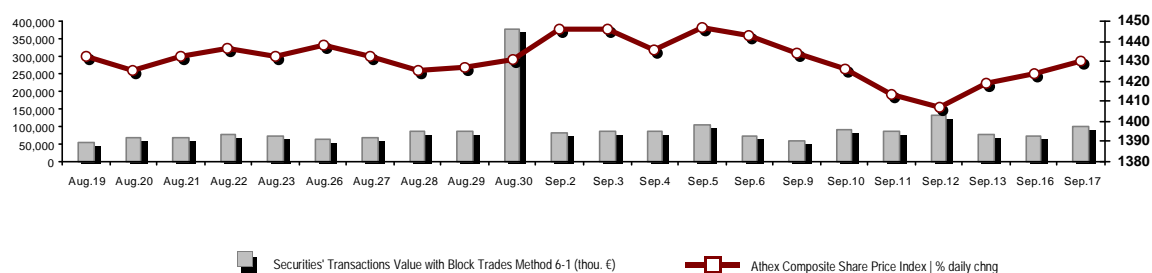
Stock Options

Stock Lending Analytic Figures

**Appendix A: Sectors codification for listed companies**

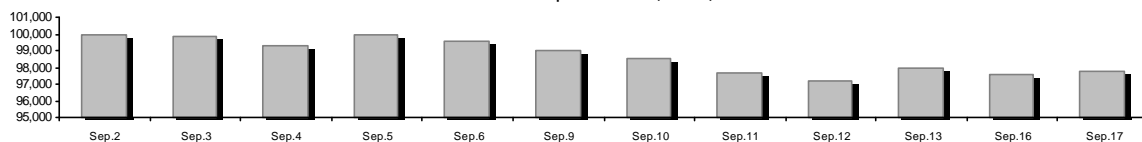
## Summary of Markets

Athex Composite Share Price Index vs Shares and Derivatives Transactions Value

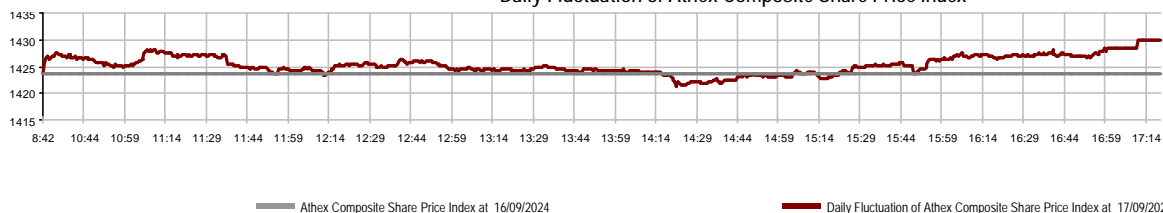


Athex Capitalisation (mill. €) **: 97,795.98	Derivatives Total Open Interest 431,879
Daily change: mill. €   % 260.80 0.27%	in Index Futures   % daily chng 5,585 -5.32%
Yearly Avg Capitalisation: mill. €   % chng prev year Avg 97,736.88 21.58%	in Stock Futures   % daily chng 424,351 2.32%
Athex Composite Share Price Index   % daily chng 1,429.79 0.43%	in Index Options   % daily chng 1,227 22.21%
Athex Composite Share Price Index Capitalisation (mill. €) 90,519.86	in Stock Options   % daily chng 716 0.70%
Daily change (mill. €) 267.50	
Securities' Transactions Value with Block Trades Method 6-1 (t) 98,489.87	Derivatives Contracts Volume: 214,822
Daily change: % 26,528.86 36.87%	Daily change: pieces   % 91,580 74.31%
YtD Avg Trans. Value: thou. €   % chng prev year Avg 127,353.11 16.23%	YtD Avg Derivatives Contracts % chng prev year Avg 36,281 -17.47%
Blocks Transactions Value of Method 6-1 (thou. €) 22,828.38	Derivatives Trades Number: 4,175
Blocks Transactions Value of Method 6-2 & 6-3 (thou. €) 44.47	Daily change: number   % 1,285 44.46%
Bonds Transactions Value (thou.€) 1,370.93	YtD Avg Trades number % chng prev year Avg 1,879 -19.40%
Securities' Transactions Volume with Block Trades Method 6-1 (tho) 24,985.04	Lending Total Open Interest 148,346
Daily change: thou. pieces   % 8,511.11 51.66%	Daily change: pieces   % 6,321 4.45%
YtD Avg Volume: % chng prev year Avg 27,869.50 -17.11%	Lending Volume (Multilateral/Bilateral) 43,574
Blocks Transactions Volume of Method 6-1 (thou. Pieces) 8,378.75	Daily change: pieces   % 35,253
Blocks Transactions Volume of Method 6-2 & 6-3 (thou. Pieces) 6.32	Multilateral Lending 28,574
Bonds Transactions Volume 1,404,000	Bilateral Lending 15,000
Securities' Trades Number with Block Trades Method 6-1 27,171	Lending Trades Number: 15
Daily change: number   % 3,615 15.35%	Daily change: % 12
YtD Avg Trades number % chng prev year Avg 37,178 2.64%	Multilateral Lending Trades Number 14
Number of Blocks Method 6-1 17	Bilateral Lending Trades Number 1
Number of Blocks Method 6-2 & 6-3 1	
Number of Bonds Transactions 174	

Athex Capitalisation (mill. €) \*\*



Daily Fluctuation of Athex Composite Share Price Index



## Athex Indices

Index name	17/09/2024	16/09/2024	pts.	%	Min	Max	Year min	Year max	Year change
Athex Composite Share Price Index	1,429.79 #	1,423.61	6.18	0.43%	1,421.15	1,429.79	1,293.14	1,505.35	10.57% #
Athex Composite Index Total Return Index	2,697.10 #	2,685.44	11.66	0.43%	2,680.82	2,697.10	2,355.44	2,789.06	14.51% #
Athex ESG Index	1,627.47 #	1,620.44	7.03	0.43%	1,617.06	1,627.47	1,471.77	1,722.97	10.58% #
ATHEX Alternative Market Price Index	14,063.19 #	13,773.51	289.68	2.10%	13,773.51	14,110.46	9,352.11	15,217.49	50.37% #
FTSE/Athex Large Cap	3,466.04 #	3,450.69	15.35	0.44%	3,443.93	3,466.04	3,122.79	3,665.50	10.99% #
FTSE/Athex Mid Cap Index	2,316.94 #	2,313.34	3.60	0.16%	2,308.89	2,320.20	2,054.77	2,459.55	2.94% #
FTSE/ATHEX High Dividend Yield Index	3,883.42 #	3,865.09	18.33	0.47%	3,864.32	3,883.42	3,629.54	4,217.66	2.97% #
FTSE/Athex Market Index	827.89 #	824.80	3.09	0.37%	822.57	827.89	746.82	875.18	10.86% #
FTSE/Athex Banks	1,230.31 #	1,224.65	5.66	0.46%	1,222.27	1,233.90	1,057.67	1,354.57	15.89% #
FTSE/ATHEX TECHNOLOGY & TELECOMMUNICAT	5,594.50 #	5,576.06	18.44	0.33%	5,554.86	5,598.88	4,915.95	5,705.00	10.29% #
FTSE/ATHEX FINANCIAL SERVICES	5,777.17 #	5,750.59	26.58	0.46%	5,740.24	5,793.54	4,996.31	6,357.41	15.22% #
FTSE/ATHEX REAL ESTATE	4,914.38 #	4,869.48	44.90	0.92%	4,859.78	4,918.93	4,507.00	5,120.52	-0.93% #
FTSE/ATHEX CONSUMER DISCRETIONARY	5,052.62 #	5,027.91	24.71	0.49%	5,014.11	5,055.69	4,663.68	5,557.48	0.73% #
FTSE/ATHEX CONSUMER STAPLES	6,537.24 #	6,539.11	-1.87	-0.03%	6,493.83	6,604.22	5,069.68	6,604.22	28.47% #
FTSE/ATHEX INDUSTRIALS	6,507.41 #	6,437.21	70.20	1.09%	6,435.40	6,507.41	5,044.08	6,621.39	28.06% #
FTSE/ATHEX BASIC MATERIALS	4,793.07 #	4,781.95	11.12	0.23%	4,765.88	4,817.67	4,369.10	5,876.05	-1.57% #
FTSE/ATHEX ENERGY & UTILITIES	4,852.36 #	4,828.87	23.49	0.49%	4,828.87	4,855.66	4,536.38	5,474.06	-2.71% #
Athex All Share Index	331.39 #	330.51	0.88	0.27%	331.39	331.39	304.60	347.29	9.73% #
Hellenic Mid & Small Cap Index	2,049.95 #	2,039.69	10.26	0.50%	2,039.69	2,049.95	1,881.89	2,157.15	6.27% #
FTSE/Athex Large Cap Total Return	5,946.27 #	5,919.94	26.33	0.44%			5,201.70	6,187.73	15.08% #
FTSE/Athex Mid Cap Total Return	3,172.76 #	3,167.83	4.93	0.16%			2,872.41	3,302.69	4.67% #
MSCI GREECE REBASED	5,376.99 #	5,347.53	29.46	0.55%	5,343.34	5,384.20	4,964.20	5,837.84	7.87% #
Hellenic Corporate Bond Index	135.92 #	135.79	0.12	0.09%			129.54	135.92	4.84% #
Hellenic Corporate Bond Price Index	92.79 #	92.73	0.05	0.06%			90.52	92.79	2.36% #

Note 1: FTSE/Med 100, Hellenic Corporate Bond Price Index and Hellenic Corporate Bond Index closing prices refer to the previous trading day of 13/09/2024.

Note 2: The Hellenic Mid & Small Cap Index is a Customized index calculated by the Athens Exchange.

## Analytic Figures for Athex Market's Boards and Categories

	Total Traded Securities	Main Market	Surveillance	Exchange Traded Funds (ETFs)
Totals	123	116	6	1
Gain / Lose / Same:	50 / 41 / 32	49 / 40 / 27	0 / 1 / 5	1 / 0 / 0
Athex Capitalisation (mill. €) **	97,795.98	97,734.11	61.87	
Daily Average Trans/ons Value(thou.€)	127,353.11	127,254.74	29.86	241.14
Transactions Value	98,534.34	98,378.07	38.02	118.25
Main Board:	75,466.41	75,310.15	38.02	118.25
Blocks Board 6_2_3:	22,872.85	22,872.85	0.00	0.00
Forced Sales Board:	195.08	195.08	0.00	0.00
Special Terms Board:	0.00	0.00	0.00	0.00
Daily Average Transactions Volume	27,869,500	27,749,815	134,380	6,969
Transactions Volume	24,991,359	24,789,606	198,326	3,427
Main Board:	16,507,064	16,305,311	198,326	3,427
Blocks Board 6_2_3:	8,385,068	8,385,068	0	0
Forced Sales Board:	99,227	99,227	0	0
Special Terms Board:	0	0	0	0
Daily Average Number of Trades	37,178	37,075	57	46
Number of Trades	27,172	27,059	92	21
Main Board:	27,140	27,027	92	21
Blocks Board 6_2_3:	18	18	0	0
Forced Sales Board:	14	14	0	0
Special Terms Board:	0	0	0	0

## Trading Details by Athex Sectors and Financial Instruments (ETFs)

Code	Sectors	Gain / Lose / Same	Number of Trades	Transactions Volume	Transactions Value	% of Total Trans. Value
3010	- Banks	3 / 2 / 2	10,818	20,477,059	54,085,247.89	54.89%
5510	- Basic Resources	5 / 3 / 4	659	199,822	658,844.75	0.67%
5010	- Construction & Materials	5 / 6 / 4	1,816	641,316	3,830,830.96	3.89%
4020	- Consumer Products & Services	3 / 2 / 2	138	33,026	84,869.62	0.09%
6010	- Energy	0 / 3 / 1	2,041	300,700	5,289,257.06	5.37%
12000	- Financial Instruments	1 / 0 / 0	21	3,427	118,249.66	0.12%
3020	- Financial Services	2 / 1 / 2	122	20,977	99,966.15	0.10%
4510	- Food Beverage & Tobacco	2 / 2 / 3	400	73,577	1,115,517.35	1.13%
2010	- Health Care	0 / 2 / 1	102	79,291	68,770.22	0.07%
5020	- Industrial Goods & Services	6 / 5 / 3	1,876	565,089	2,897,063.97	2.94%
3030	- Insurance	0 / 1 / 0	33	3,021	14,539.81	0.01%
4030	- Media	0 / 1 / 0	6	3,110	1,446.70	0.00%
4520	- Personal Care, Drug & Grocery Stores	0 / 2 / 0	355	54,346	532,490.94	0.54%
3510	- Real Estate	5 / 3 / 5	1,309	415,808	2,276,048.27	2.31%
4040	- Retail	2 / 3 / 2	783	223,365	4,566,986.85	4.63%
1010	- Technology	5 / 2 / 3	647	153,273	646,604.24	0.66%
1510	- Telecommunications	1 / 1 / 0	1,016	238,304	3,590,670.93	3.64%
4050	- Travel & Leisure	5 / 1 / 0	1,948	653,459	5,021,788.25	5.10%
6510	- Utilities	5 / 1 / 0	3,082	852,389	13,635,146.85	13.84%

## Top 10 best &amp; worst performing Shares

## Main Market

With positive Price change	Closing price	change	With negative Price change	Closing price	change
INTERTECH SA (CR)	1.265	6.75% #	ATTICA BANK S.A. (CR)	5.52	-8.31% €
TITAN CEMENT (CB)	32.95	2.65% #	KTIMA KOSTAS LAZARIDIS SA (CR)	1.8	-2.17% €
PROFILE SA (CR)	5.12	2.40% #	EYDAP S.A. (CR)	5.56	-1.42% €
ATTICA HOLDINGS (CR)	2.34	2.18% #	INTERLIFE G.C.I.(CR)	4.79	-1.24% €
CENERGY HOLDINGS (CB)	9.83	2.08% #	AVAX S.A. (CR)	1.338	-0.74% €
UNIBIOS (CR)	1.805	1.98% #	CC HBC AG (CR)	33.6	-0.71% €
LAMDA DEVELOPMENT SA (CR)	7.25	1.97% #	ELLAKTOR (CR)	1.966	-0.71% €
KRI-KRI S.A. (CR)	13.25	1.92% #	OPAP (CR)	15.85	-0.63% €
JUMBO SA (CR)	24.72	1.81% #	LAVIPHARM SA (CR)	0.802	-0.62% €
ALPHA SERVICES HOLD (CR)	1.5715	1.42% #	DOMIKI KRITIS SA (CR)	3.3	-0.60% €
With the highest Transactions Value	Value (thou. €)	change	With the highest Transactions Volume	Volume	change
EUROBANK HOLDINGS (CR)	23,748.79	-0.58% €	EUROBANK HOLDINGS (CR)	12,003,870	-0.58% €
NATIONAL BANK (CR)	13,641.01	1.03% #	ALPHA SERVICES HOLD (CR)	4,048,085	1.42% #
PIRAEUS FINANCIAL HOLD (CR)	9,652.70	0.26% #	PIRAEUS FINANCIAL HOLD (CR)	2,502,004	0.26% #
ALPHA SERVICES HOLD (CR)	6,311.43	1.42% #	NATIONAL BANK (CR)	1,835,240	1.03% #
TERNA ENERGY (CR)	5,123.86	0.10% #	INTRALOT (CR)	346,093	0.52% #
METLEN ENERGY & METALS (CR)	5,097.84	1.02% #	LAMDA DEVELOPMENT SA (CR)	275,834	1.97% #
MOTOR OIL (CR)	4,818.18	-0.09% €	OPAP (CR)	269,473	-0.63% €
JUMBO SA (CR)	4,437.53	1.81% #	TERNA ENERGY (CR)	263,998	0.10% #
OPAP (CR)	4,275.24	-0.63% €	PPC (CR)	253,052	0.53% #
OTE (CR)	3,589.94	0.40% #	OTE (CR)	238,189	0.40% #

Note: Stocks that are not included in the "Under Supervision" category, and the transactions value is more than 10,000 €.

## Derivatives Summary

	Number of Trades	Volume	Open Interest
<b>Index Futures</b>	<b>297</b>	<b>4,749</b>	<b>5,585</b>
FTSE/Athex Banks	11	812	1,318
FTSE/Athex Large Cap	284	3,931	4,244
MSCI GREECE REBASED	2	6	23
<b>Stock Futures</b>	<b>3,863</b>	<b>210,005</b>	<b>424,351</b>
ADMIE (IPTO) HOLDING S.A. (CR)	91	8,850	22,878
AEGEAN AIRLINES (CR)	73	2,189	3,603
ALPHA SERVICES HOLD (CR)	550	102,335	160,851
ATHENS INTL AIRPORT (CR)	24	610	1,123
AUTOHELLAS SA (CR)	0	0	194
AVAX S.A. (CR)	10	107	651
CC HBC AG (CR)	19	120	128
CENERGY HOLDINGS (CB)	98	5,719	4,165
ELLAKTOR (CR)	48	468	3,224
ELVALHALCOR (CR)	97	2,137	4,298
EUROBANK HOLDINGS (CR)	234	11,362	21,372
EYDAP S.A. (CR)	29	1,266	7,097
FOURLIS (CR)	22	194	958
GEK TERNA (CR)	223	4,989	12,034
HELLENIC EXCHANGES-A.S.E. (CR)	78	2,494	3,873
HELLENIQ ENERGY (CR)	92	892	6,423
INTRACOM HOLDINGS (CR)	59	2,046	7,583
INTRAKAT (CR)	102	1,998	2,351
JUMBO SA (CR)	47	217	325
LAMDA DEVELOPMENT SA (CR)	100	1,989	8,125
METLEN ENERGY & METALS (CR)	193	1,307	4,422
MIG (CR)	5	35	121
MOTOR OIL (CR)	172	1,687	5,971
NATIONAL BANK (CR)	246	5,395	19,006
OPAP (CR)	87	1,000	1,130
OPTIMA BANK (CR)	14	108	60
OTE (CR)	124	1,385	3,277
P.P.A. S.A. (CR)	0	0	70
PIRAEUS FINANCIAL HOLD (CR)	443	24,589	66,892
PPC (CR)	386	9,306	27,112
QUEST HOLDINGS (CR)	4	24	155
TERNA ENERGY (CR)	82	13,183	20,036
TITAN CEMENT (CB)	50	275	489
VIOHALCO SA/NV (CB)	61	1,729	4,354
<b>Index Options</b>	<b>13</b>	<b>62</b>	<b>1,227</b>
FTSE/Athex Large Cap	13	62	1,227
<b>Stock Options</b>	<b>2</b>	<b>6</b>	<b>716</b>
ALPHA SERVICES HOLD (CR)	0	0	0
NATIONAL BANK (CR)	0	0	314
OPAP (CR)	2	6	157
OTE (CR)	0	0	81
PIRAEUS FINANCIAL HOLD (CR)	0	0	4
PPC (CR)	0	0	160
<b>Total Derivatives Traded</b>	<b>4,175</b>	<b>214,822</b>	<b>431,879</b>



Number of Outstanding Securities	Nominal Value	Dividends [1]			Date of Last Coupon		Note	Shares	Closing price	% change	Previous closing price/date	Open price	Price min	Price max	Last price	Avg price	Last Bid [7]	Last Ask [7]	P/E after tax	Year	Volume	Trades	Transactions Value[8]	Company Mkt Value (thou. €)	Year low	Year high	Sector[4]	
2,352,839,697	0.290	--	--	0.026	26/07/2024	18/04/2017	--	ALPHA SERVICES HOLD (CR)	1.5715	1.42 P	1.5495	16/09/2024	1.545	1.54	1.572	1.5715	1.559	2186@1.57	11072@1.57	--	--	4,048,085	2,312	6,311,430.79	3,697,487.58	1.444	1.79	30101010
36,353,868	1.00	--	(0.025)	0.1	16/07/2024	21/08/2023	--	AUSTRIACARD (CB)	5.86	0.69 P	5.82	16/09/2024	5.86	5.8	5.88	5.82	5.856	50@5.82	200@5.84	--	--	9,526	35	55,787.70	213,033.67	5.35	6.8	10101010
48,624,764	0.080	0.46	0.65	0.7	22/04/2024	05/12/2022	--	AUTOHELLAS SA (CR)	11.16	-0.18 E	11.18	16/09/2024	11.08	10.98	11.16	11.16	11.098	46@11.00	585@11.16	--	--	5,489	77	60,916.56	542,652.37	10.4	14.1	40201040
190,162,681	--	--	0.05	0.08	25/06/2024	07/12/2016	--	CENERGY HOLDINGS (CB)	9.83	2.08 P	9.63	16/09/2024	9.63	9.59	9.83	9.83	9.726	18@9.77	2748@9.83	--	--	153,436	518	1,492,285.86	1,869,299.15	6.71	10.18	50202010
373,239,562	6.70	0.71	0.78	0.93	30/05/2024	29/04/2013	--	CC HBC AG (CR)	33.6	-0.71 E	33.84	16/09/2024	33.5	33.18	33.6	33.6	33.364	5@33.38	1210@33.74	--	--	12,768	71	425,985.9212	540,849.28	25.66	34.1	45101020
3,676,736,329	0.220	--	--	0.0933	25/07/2024	20/05/2019	--	EUROBANK HOLDINGS (CR)	1.9685	-0.58 E	1.98	16/09/2024	1.9895	1.9685	1.9895	1.9685	1.978	40845@1.97	5000@1.98	--	--	12,003,870	2,624	23,748,788.87	7,237,655.46	1.599	2.263	30101010
305,635,185	2.18	0.1	0.3	0.9	10/07/2024	01/10/2003	--	HELLENIO ENERGY (CR)	7.04	-0.07 E	7.045	16/09/2024	7.04	7.025	7.1	7.04	7.052	756@7.04	5@7.06	--	--	62,840	341	443,156.68	2,151,671.70	6.75	8.81	60101020
83,600,000	0.690	--	--	0.0504	25/06/2024	02/07/2024	--	INTRACOM HOLDINGS (CR)	3.035	-0.16 E	3.04	16/09/2024	3.1	3.02	3.1	3.035	3.048	100@3.03	1000@3.05	--	--	15,386	80	46,889.39	253,726.00	2.835	4.335	10101010
160,523,985	0.300	--	--	--	12/08/2008	30/12/2022	--	INTRAKAT (CR)	4.97	-0.60 E	5	16/09/2024	4.995	4.945	4.995	4.97	4.961	5000@4.95	4783@4.95	--	--	169,455	362	840,614.74	797,804.21	4.46	5.64	50101010
136,059,759	0.880	0.77	0.322	1	10/07/2024	05/03/2014	--	JUMBO SA (CR)	24.72	1.81 P	24.28	16/09/2024	24.58	24.24	24.72	24.72	24.557	50@24.66	1177@24.72	--	--	180,703	585	4,437,526.10	3,363,397.24	21.68	30.1	40401010
176,736,715	0.300	--	--	--	30/05/2007	27/11/2019	--	LAMDA DEVELOPMENT SA (CR)	7.25	1.97 P	7.11	16/09/2024	7.09	7.09	7.27	7.25	7.207	460@7.21	279@7.26	--	--	275,834	816	1,987,862.10	1,281,341.18	6.15	7.65	35101010
142,891,161	0.970	0.4341	1.24	1.5531	26/06/2024	07/07/2017	--	METLEN ENERGY & METALS (CR)	33.78	1.02 P	33.44	16/09/2024	33.44	33.32	33.78	33.78	33.501	101@33.62	49@33.78	--	--	152,171	1,184	5,097,837.06	4,826,863.42	31.58	39.56	65102000
13,968,683	0.100	0.036	0.0421	0.0526	28/06/2024	02/11/2021	--	PERFORMANCE TECHNOLOGIES (CR)	6.64	0.15 P	6.63	16/09/2024	6.63	6.58	6.64	6.64	6.62	1175@6.63	1258@6.64	--	--	10,827	55	71,679.83	92,752.06	4.7	7.48	10101010
27,345,120	0.280	--	--	--	18/07/2005	26/02/2014	--	QUALITY & RELIABILITY SA (CR)	1.186	1.37 P	1.17	16/09/2024	1.172	1.164	1.188	1.186	1.176	140@1.18	1140@1.19	--	--	31,039	61	36,487.83	32,431.31	0.6	1.62	10101010
78,325,475	--	0.6	0.85	25/06/2024	23/07/2019	--	TITAN CEMENT (CB)	32.95	2.65 P	32.1	16/09/2024	32.1	32.1	32.95	32.95	32.552	1@32.90	182@32.95	--	--	27,712	313	902,077.70	2,580,824.40	20.9	33.75	50101030	
259,189,761	0.1	0.12	0.12	25/06/2024	26/02/2016	--	VIOHALCO SANV (CB)	5.57	0.36 P	5.55	16/09/2024	5.53	5.53	5.6	5.57	5.577	638@5.56	3@5.58	--	--	79,570	257	443,734.62	1,443,686.97	5.03	6.63	55102015	
148,321,516	0.300	--	0.07	0.03	29/07/2024	22/01/2020	--	AVAX S.A. (CR)	1.338	-0.74 E	1.348	16/09/2024	1.342	1.33	1.354	1.338	1.342	160@1.34	856@1.34	--	--	34,602	89	46,436.21	198,454.19	1.194	1.884	50101010
232,000,000	2.12	0.0854	0.0682	0.0582	09/09/2024	19/06/2017	--	ADMIE (IPTO) HOLDING S.A. (CR)	2.26	0.22 P	2.255	16/09/2024	2.26	2.24	2.275	2.26	2.255	1137@2.26	2700@2.27	8.92	2023	147,063	249	331,630.48	524,320.00	2.02	2.425	65101015
90,167,100	0.500	--	--	0.7515	20/05/2024	24/05/2021	--	AEGEAN AIRLINES (CR)	10.71	0.94 P	10.61	16/09/2024	10.61	10.6	10.75	10.71	10.709	264@10.71	420@10.75	--	--	27,000	227	289,131.16	965,689.64	9.85	13.47	40501010
103,423,291	0.570	--	--	--	01/08/2011	28/08/2024	--	GEK TERNA (CR)	17.38	0.58 P	17.28	16/09/2024	17.28	17.24	17.38	17.38	17.302	2@17.34	803@17.38	--	--	90,177	485	1,560,241.44	1,797,496.80	12.98	18.24	50101010
382,000,000	2.48	--	--	0.25	22/07/2024	12/12/2001	--	PPC (CR)	11.34	0.53 P	11.28	16/09/2024	11.39	11.3	11.46	11.34	11.399	2417@11.34	130@11.36	--	--	253,052	1,114	2,884,580.45	4,331,880.00	10.1	12.67	65101015
300,000,000	1.00	--	--	0.33	21/05/2024	07/02/2024	--	ATHENS INTL AIRPORT (CR)	7.67	-0.13 E	7.68	16/09/2024	7.672	7.662	7.714	7.67	7.687	487@7.67	32@7.69	--	--	116,723	843	897,281.69	2,301,000.00	7.3	9.56	50206060
914,715,153	1.00	--	--	0.3643	29/07/2024	29/08/2018	--	NATIONAL BANK (CR)	7.46	1.03 P	7.384	16/09/2024	7.454	7.32	7.474	7.46	7.433	2873@7.45	1385@7.46	--	--	1,835,240	3,314	13,641,005.88	6,823,775.04	6.222	8.65	30101010
375,241,586	0.390	0.03	0.06	0.04	25/06/2024	14/07/2006	--	ELVALHALCOR (CR)	1.856	0.32 P	1.85	16/09/2024	1.842	1.842	1.87	1.856	1.859	1679@1.85	3000@1.86	--	--	103,699	278	192,798.56	696,448.38	1.63	2.435	55102015
348,192,005	0.040	--	--	--	05/07/2011	22/07/2024	--	ELLAKTOR (CR)	1.966	-0.71 E	1.98	16/09/2024	1.97	1.964	1.98	1.966	1.97	2505@1.96	107@1.97	--	--	178,335	266	350,954.81	684,545.48	1.77	2.84	50101010
60,348,000	0.420	0.1515	0.1565	0.2504	25/06/2024	04/08/2021	--	HELLENIC EXCHANGES-A.S.E. (CR)	4.5	0.67 P	4.47	16/09/2024	4.5	4.475	4.55	4.5	4.512	399@4.50	642@4.51	--	--	18,640	95	84,110.87	271,566.00	4.27	5.92	30202015
106,500,000	0.600	0.28	0.02	0.1	22/07/2024	13/09/2021	--	EYDAP S.A. (CR)	5.56	-1.42 E	5.64	16/09/2024	5.59	5.5	5.62	5.56	5.55	643@5.55	1700@5.57	--	--	34,790	188	193,091.90	592,140.00	5.1	6.15	65102030
604,095,621	0.300	--	--	--	30/05/2013	10/10/2023	--	INTRALOT (CR)	1.15	0.52 P	1.144	16/09/2024	1.14	1.134	1.154	1.15	1.142	5000@1.15	136@1.15	--	--	346,093	355	395,331.79	694,709.96	1.014	1.294	40501020
110,782,980	0.750	0.9054	1.6299	1.8415	26/06/2024	04/11/2013	--	MOTOR OIL (CR)	21.6	-0.09 E	21.62	16/09/2024	21.72	21.54	21.72	21.6	21.649	264@21.58	226@21.68	--	--	222,563	1,620	4,818,181.48	2,392,912.37	20.62	28.56	60101020
370,062,741	0.300	0.6	1	1.6123	29/04/2024	25/06/2024	--	OPAP (CR)	15.85	-0.63 E	15.95	16/09/2024	15.94	15.81	15.95	15.85	15.865	430@15.85	100@15.93	--	--	269,473	1,302	4,275,241.18	5,865,494.44	14.4	17.35	40501020
412,693,573	2.83	0.8231	0.5888	0.7216	04/07/2024	18/06/1998	--	OTE (CR)	15.1	0.40 P	15.04	16/09/2024	15	14.96	15.1	15.1	15.072	46@15.09	204@15.11	--	--	238,189	1,014	3,589,937.23	6,231,672.95	12.76	15.27	15102015
1,250,367,223	0.930	--	--	0.0632	10/07/2024	14/04/2021	--	PIRAEUS FINANCIAL HOLD (CR)	3.86	0.26 P	3.85	16/09/2024	3.86	3.843	3.879	3.86	3.858	1980@3.86	577@3.87	--	--	2,502,004	1,796	9,652,699.92	4,826,417.48	3.21	4.22	30101010
66,850,563	0.780	0.1493	0.1495	0.2313	02/05/2024	13/06/2018	--	GR. SARANTIS S.A. (CR)	10.9	-0.18 E	10.92	16/09/2024	10.98	10.9	11.06	10.9	10.959	100@10.88	200@10.96	--	--	47,060	320	515,728.08	728,671.14	8.18	12.44	45201020
118,105,090	0.300	0.3411	0.3798	0.3821	08/07/2024	05/03/2020	--	TERNA ENERGY (CR)	19.42	0.10 P	19.4	16/09/2024	19.39	19.38	19.43	19.42	19.409	106@19.41	500@19.43	--	--	263,998	340	5,123,856.46	2,293,600.85	14.68	19.7	65101010
73,774,142	3.45	--	--	0.44	25/06/2024	04/10/2023	--	OPTIMA BANK (CR)	13	--	13	16/09/2024	12.9	12.86	13.04	13	12.981	500@12.86	2284@13.00	--	--	19,3						

## Daily Official List

Year: 145 Trading Day No: 176

## Section 2: Analytic Figures of Shares Transactions

Tuesday, 17 September, 2024

Number of Outstanding Securities	Nominal Value	Dividends [1]			Date of Last Coupon		Note	Shares	Closing price	% change	Previous closing price/date	Open price	Price min	Price max	Last price	Avg price	Last Bid [7]	Last Ask [7]	P/E after tax	Year	Volume	Trades	Transactions Value[8]	Company Mkt Value (thou. €)	Year low	Year high	Sector[4]		
2021	2022	2023	Dividend [2]	Right																									
3,114,144	0.360	0.3427	0.2304	0.563	20/05/2024	02/06/2020	---	ALPHA TRUST HOLDINGS (CR)	8.7	---	8.7	16/09/2024	8.7	8.7	8.7	8.7	8.7	100@8.50	100@8.82	---	---	419	5	3,645.30	27,093.05	5.9	8.7	30202010	
243,164,193	0.300	---	---	0.07	19/07/2024	05/12/2023	---	ATTICA HOLDINGS (CR)	2.34	2.18	P	2.29	16/09/2024	2.26	2.26	2.34	2.34	2.301	200@2.30	2835@2.34	---	---	9,443	51	21,730.62	569,004.21	1.86	2.64	40501015
35,764,593	2.10	0.075	0.1046	0.1045	12/06/2024	25/11/2019	---	BRIQ PROPERTIES (CR)	1.975	0.25	P	1.97	16/09/2024	1.985	1.975	1.99	1.975	1.982	2160@1.98	1500@1.99	---	---	28,923	46	57,317.46	70,635.07	1.835	2.01	35102030
101,123,806	0.360	---	---	---	22/07/2010	28/06/2011	---	CENTRIC HOLDINGS (CR)	0.358	---	0.358	16/09/2024	0.359	0.353	0.36	0.358	0.356	300@0.352	15238@0.358	---	---	20,620	20	7,339.56	36,202.32	0.31	0.467	40203040	
784,500	10.00	0.3	---	0.5008	28/05/2024	31/07/2018	---	CNL CAPITAL (CR)	7.1	0.71	P	7.05	16/09/2024	7.1	7.1	7.1	7.1	7.1	100@7.00	100@7.10	---	2022	32	1	227.20	5,569.95	6.6	9	30202010
10,567,700	0.300	---	---	---	06/10/2005	13/02/2002	---	CPI SA (CR)	0.612	---	0.612	16/09/2024	0.612	0.612	0.612	0.612	0.612	1000@0.604	400@0.616	---	---	100	2	61.20	6,467.43	0.586	0.99	10102030	
18,680,300	0.050	---	---	---	06/07/2022	---	---	DIMAND (CR)	9.7	1.04	P	9.6	16/09/2024	9.61	9.6	9.7	9.7	9.638	100@9.60	454@9.70	---	---	7,947	121	76,589.74	181,198.91	8	10.95	35101010
52,131,944	1.00	0.1102	0.11	---	26/06/2024	23/07/2019	---	FOURLIS (CR)	3.975	-0.38	E	3.99	16/09/2024	3.965	3.96	3.995	3.975	3.97	250@3.96	306@3.98	---	---	12,713	63	50,468.93	207,224.48	3.41	4.37	40401010
48,003,921	0.400	---	---	---	30/08/1993	25/07/2024	---	IDEAL HOLDINGS (CR)	5.87	-0.51	E	5.9	16/09/2024	5.86	5.83	5.91	5.87	5.862	112@5.86	100@5.90	---	---	13,661	108	80,086.74	281,783.02	5.16	6.78	10102030
10,500,000	2.40	0.29	0.3	2.21	25/06/2024	02/04/2024	---	INTERCONTINENTAL (CR)	2.34	---	2.34	16/09/2024	2.34	2.32	2.36	2.34	2.338	3000@2.32	500@2.36	4.02	2023	2,200	4	5,144.00	24,570.00	2.28	6.9	35102000	
168,691,037	0.300	---	---	---	20/08/2007	28/11/2022	---	LAVIPHARM SA (CR)	0.802	-0.62	E	0.807	16/09/2024	0.808	0.793	0.82	0.802	0.805	272@0.802	1889@0.805	---	---	76,092	79	61,288.36	135,290.21	0.76	1.01	20103015
4,740,000	0.860	---	---	---	14/03/2003	---	---	LOGISMOS S.A. (CR)	1.35	---	1.35	16/09/2024	1.31	1.28	1.35	1.35	1.318	140@1.33	1710@1.35	-(6)-	2023	3,300	34	4,349.60	6,399.00	1.13	1.48	10101015	
17,120,280	0.940	0.06	---	---	01/07/2024	26/06/2023	---	LOULIS FOOD (CR)	2.48	---	2.48	16/09/2024	2.48	2.44	2.48	2.48	2.476	192@2.44	819@2.48	---	---	879	13	2,176.17	42,458.29	2.38	3.09	45102020	
4,419,616	1.58	---	0.1531	0.06	15/07/2024	04/03/2015	---	MEDICON S.A. (CR)	2.38	-0.42	E	2.39	16/09/2024	2.41	2.34	2.41	2.38	2.345	105@2.33	397@2.39	---	---	3,175	21	7,445.33	10,518.69	2.23	3.49	20102010
10,500,000	0.950	---	---	0.15	05/07/2024	21/07/2023	---	MEVACO SA (CR)	3.89	0.26	P	3.88	16/09/2024	3.87	3.87	3.89	3.89	3.884	50@3.77	400@3.93	---	2022	529	3	2,054.52	40,845.00	3.62	4.32	55102015
153,908,095	0.870	---	---	0.0229	11/09/2024	02/08/2024	---	ORILINA PROPERTIES REIC (CR)	0.826	-0.24	E	0.828	16/09/2024	0.832	0.82	0.832	0.83	0.826	1000@0.822	1193@0.830	---	---	22,888	54	18,901.05	127,128.09	0.7589	0.896	35102000
87,538,850	0.500	---	---	0.0304	06/06/2024	28/07/2021	---	PREMIA (CR)	1.172	---	1.172	16/09/2024	1.17	1.158	1.182	1.172	1.17	200@1.17	400@1.17	---	---	42,502	161	49,732.13	102,595.53	1.09	1.288	35102000	
24,586,446	0.230	---	0.04	0.049	04/06/2024	08/06/2022	---	PROFILE SA (CR)	5.12	2.40	P	5	16/09/2024	5.03	4.95	5.14	5.12	4.998	200@5.08	220@5.14	---	---	52,023	169	260,012.24	125,882.60	3.925	5.43	10101010
107,222,688	0.440	(0.5667)	0.2	0.22	25/06/2024	16/03/2022	---	QUEST HOLDINGS (CR)	5.27	0.38	P	5.25	16/09/2024	5.34	5.23	5.34	5.27	5.274	350@5.20	389@5.27	---	---	17,256	100	91,000.36	565,063.57	4.6	6.25	10101010
6,456,530	1.08	0.12	0.1314	0.16	22/07/2024	02/08/2010	---	SPACE HELLAS SA (CR)	6.38	-0.62	E	6.42	16/09/2024	6.38	6.38	6.38	6.38	6.38	200@6.30	135@6.38	---	---	115	2	733.70	41,192.66	6	8.48	15101010
120,528,771	1.60	---	---	0.08	19/06/2024	10/11/2023	---	TRADE ESTATES REIC (CR)	1.612	-0.49	E	1.62	16/09/2024	1.61	1.598	1.622	1.612	1.617	65@1.61	500@1.61	---	---	17,337	38	28,033.29	194,292.38	1.552	1.798	35102045
17,190,046	0.300	---	---	---	16/11/1992	12/09/2024	---	UNIBIOS (CR)	1.805	1.98	P	1.77	16/09/2024	1.77	1.77	1.81	1.805	1.792	500@1.80	680@1.81	---	---	9,624	43	17,245.11	31,028.03	1.08	1.85	50204000
32,413,681	0.370	---	---	---	15/07/2009	11/05/2000	---	ALUMIL (CR)	2.84	---	2.84	16/09/2024	2.86	2.795	2.86	2.84	2.811	20@2.81	1589@2.84	---	---	3,605	29	10,135.12	92,054.85	2.48	3.18	55102035	
3,628,761	3.44	0.5109	---	0.316	13/05/2024	19/07/2022	---	ANDROMEDA SA (CR)	6.5	-0.31	E	6.52	16/09/2024	6.58	6.5	6.58	6.5	6.502	300@6.38	328@6.50	3.59	2023	1,796	15	11,677.28	23,586.95	6.26	7.1806	30204000
23,986,500	1.02	---	---	---	26/06/2009	26/08/2024	---	BIOKARPET S.A.(CR)	1.93	-0.77	E	1.945	16/09/2024	1.93	1.905	1.93	1.93	1.913	5@1.92	562@1.93	---	---	720	8	1,377.10	46,293.95	1.89	3.13	50101035
6,325,000	0.600	0.19	0.153	0.145	15/07/2024	17/02/2014	---	VOYATZOGLOU (CR)	2.32	3.57	P	2.24	16/09/2024	2.32	2.32	2.32	2.32	2.32	15@2.24	130@2.32	---	---	20	1	46.40	14,674.00	2.02	2.7	50205010
24,060,000	0.300	0.055	0.075	0.075	14/05/2024	01/07/2019	---	GEN. COMMERCIAL & IND.SA (CR)	1.335	-0.37	E	1.34	16/09/2024	1.345	1.3	1.35	1.335	1.321	40@1.33	1100@1.34	9.03	2023	26,821	102	35,436.81	32,120.10	1.3	1.95	50205010
15,878,748	0.480	---	---	---	10/07/2006	22/03/2004	---	DOMIKI KRITIS SA (CR)	3.3	-0.60	E	3.32	16/09/2024	3.245	3.215	3.3	3.3	3.25	100@3.23	350@3.30	---	---	6,965	70	22,638.93	52,399.87	3.07	4.88	50101010
34,720,000	0.310	---	---	---	16/06/2010	01/08/2007	---	DROMEAS SA (CR)	0.319	1.59	P	0.314	16/09/2024	0.319	0.319	0.319	0.319	0.319	2000@0.293	476@0.314	---	---	20	1	6.38	11,075.68	0.288	0.398	40202015
13,673,200	0.420	---	---	0.05	12/09/2024	26/07/2001	---	EVROFARMA SA (CR)	1.525	1.33	P	1.505	16/09/2024	1.48	1.48	1.53	1.52	1.526	1000@1.49	90@1.52	---	---	860	11	1,312.66	20,851.63	1.2	1.94	45102020
22,500,000	0.260	(0.0203)	(0.04)	(0.06)	08/07/2024	24/07/2024	---	EKTER SA (CR)	1.92	0.10	P	1.918	16/09/2024	1.91	1.91	1.934	1.92	1.919	855@1.91	50@1.92	---	---	11,259	77	21,608.08	43,200.00	1.76	2.38	50101010
18,410,839	1.00	0.262	0.202	---	23/08/2023	10/09/2010	---	ELASTRON (CR)	2.1	---	2.1	16/09/2024	---	---	---	---	---	30@2.06	1300@2.10	---	---	---	---	---	38,662.76	1.98	2.84	55102010	
23,828,130	0.500	0.0737	---	0.108	15/07/2024	17/02/2009	---	ELINOIL S.A. (CR)	2.02	-0.49	E	2.03	16/09/2024	2.02	2	2.03	2.02	2.01	300@2.00	160@2.02	---	---	4,627	26	9,300.65	48,132.82	1.91	2.94	60101020
19,864,886	5.60	0.672	0.672	0.672	18/04/2024	02/07/2008	---	BANK OF GREECE (CR)	13.5	---	13.5	16/09/2024	13.7	13.5	13.7	13.5	13.519	926@13.45	1505@13.60	---	---	11,675	47	157,835.75	268,175.96	13.2	15.85	30101010	
26,730,187	0.520	0.1	0.12	---	29/06/2023	01/08/2017	---	ELTON SA (CR)	1.66	-0.48	E	1.668	16/09/2024	1.668	1.658	1.668	1.66	1.661	500@1.61	400@1.67	---	---	1,695	16	2,815.65	44,372.11	1.62	2.36	50205010
36,300,000	1.12	0.2186	---	0.0276	27/08/2024	12/12/2007	---	THESSALONIKA WATER & SEWERAGE	3.16	0.32	P	3.15	16/09/2024	3.15	3.15	3.21	3.16	3.156	180@3.15										

## Daily Official List

Year: 145 Trading Day No: 176

## Section 2: Analytic Figures of Shares Transactions

Tuesday, 17 September, 2024

Number of Outstanding Securities	Nominal Value	Dividends [1]			Date of Last Coupon		Note	Shares	Closing price	% change	Previous closing price/date	Open price	Price min	Price max	Last price	Avg price	Last Bid [7]	Last Ask [7]	P/E after tax	Year	Volume	Trades	Transactions Value[8]	Company Mkt Value (thou. €)	Year low	Year high	Sector[4]		
2021	2022	2023	Dividend [2]	Right																									
3,417,600	0.100	0.016	0.016	0.016	04/07/2024	02/04/2024	---	INTERWOOD-XYLEMPORIA (PR)	0.368	5.75 P	0.348	16/09/2024	0.368	0.368	0.37	0.37	0.368	7@0.366	395@0.370	---	---	614	10	226.11	14,746.64	0.252	0.595	50101020	
45,417,399	0.100	---	---	---	25/07/2008	02/04/2024	---	INTERWOOD-XYLEMPORIA (CR)	0.297	0.68 P	0.295	16/09/2024	0.299	0.297	0.3	0.297	0.299	77@0.297	3982@0.299	---	---	36,083	29	10,791.17	14,746.64	0.25	0.3917	50101020	
18,567,912	0.590	0.24	---	0.16	03/07/2024	26/01/2021	---	INTERLIFE G.C.I.(CR)	4.79	-1.24 E	4.85	16/09/2024	4.87	4.79	4.88	4.79	4.813	687@4.79	320@4.88	6.49	2023	3,021	33	14,539.81	88,940.30	4.55	5.4	30302025	
8,424,900	0.500	---	---	---	12/07/2010	04/07/2019	---	INTERTECH SA (CR)	1.265	6.75 P	1.185	16/09/2024	1.225	1.165	1.285	1.27	1.266	172@1.21	300@1.24	21.93	2023	8,990	24	11,378.76	10,657.50	1.065	1.485	50205010	
19,804,134	0.150	---	---	---	01/07/2004	06/11/2017	---	KEKROPS SA (CR)	1.43	0.35 P	1.425	16/09/2024	1.43	1.43	1.43	1.43	1.43	350@1.42	200@1.44	-(6)-	2023	350	2	500.50	28,319.91	1.215	1.965	35101010	
40,219,218	0.260	---	---	---	29/08/2022	10/06/2019	---	KLOUKINAS - LAPPAS SA (CR)	1.625	---	1.625	16/09/2024	1.63	1.57	1.63	1.625	1.608	500@1.60	100@1.63	---	---	38,286	67	61,582.36	65,356.23	1.3	1.825	50101010	
11,510,102	0.890	---	---	---	24/06/2005	06/10/1999	---	NAFPAKTOS TEXTILE (CR)	0.898	-1.54 E	0.912	16/09/2024	0.9	0.874	0.9	0.898	0.879	100@0.858	68@0.898	---	---	312	13	274.34	10,336.07	0.68	1.34	55101020	
21,224,340	0.420	0.02	---	---	06/09/2022	25/04/2006	---	KORDELLOS BROS SA (CR)	0.447	-1.76 E	0.455	16/09/2024	0.43	0.429	0.456	0.447	0.442	2000@0.433	566@0.446	---	2023	3,368	20	1,488.80	9,487.28	0.404	0.684	55102010	
33,065,136	0.380	0.2001	0.2004	0.3506	22/08/2024	16/09/2013	---	KRI-KRI S.A. (CR)	13.25	1.92 P	13	16/09/2024	13.2	13	13.55	13.25	13.243	500@13.00	2999@13.25	13.58	2023	48,954	281	648,312.50	438,113.05	9.58	13.55	45102020	
7,595,160	0.600	---	---	---	10/09/2019	18/08/2010	---	KIRIAKOULIS SHIPPING SA (CR)	1.09	1.39 P	1.075	16/09/2024	1.09	1.07	1.09	1.09	1.076	100@1.07	425@1.09	---	---	350	4	376.50	8,278.72	0.95	1.65	40501015	
6,200,000	0.500	---	---	---	22/06/2010	01/11/1995	---	MINERVA KNITWEAR (CR)	0.565	4.63 P	0.54	16/09/2024	0.565	0.565	0.57	0.57	0.566	1000@0.496	261@0.570	---	---	200	2	113.20	3,503.00	0.456	0.98	40204020	
5,939,268	0.620	---	---	---	10/07/2003	03/01/2002	---	LANAKAM SA (CR)	0.875	-2.78 E	0.9	16/09/2024	0.825	0.825	0.875	0.875	0.85	55@0.850	299@0.870	---	---	1,205	17	1,024.04	5,196.86	0.825	1.18	40401020	
30,150,000	0.360	0.0401	0.0908	0.122	28/05/2024	25/04/2019	---	MOTODYNAMICS S.A. (CR)	2.64	0.38 P	2.63	16/09/2024	2.655	2.6	2.66	2.64	2.637	750@2.60	1477@2.64	---	---	16,444	56	43,365.65	79,596.00	2.12	3.34	40401030	
43,200,000	1.00	0.0824	---	0.0383	19/08/2024	13/09/2023	---	MPL E KEDROS (CR)	3.58	---	3.58	16/09/2024	3.57	3.57	3.58	3.58	3.575	75@3.58	100@3.59	---	---	4,000	31	14,300.00	154,656.00	3.2	3.59	35102000	
8,321,682	0.670	---	---	---	17/08/2007	23/11/1999	---	N. LEVENTERIS (CR)	0.278	---	0.278	16/09/2024	---	---	---	---	---	3000@0.200	400@0.274	---	2023	---	---	---	2,888.13	0.2	0.4	55102010	
2,160,524	0.670	---	---	---	03/12/2018	23/11/1999	---	N. LEVENTERIS (PR)	0.266	---	0.266	16/09/2024	---	---	---	---	---	3000@0.187	159@0.266	---	2023	---	---	---	2,888.13	0.222	0.41	55102010	
126,431,958	2.50	---	---	0.025	19/06/2024	05/06/2024	---	NOVAL PROPERTY REIC (CR)	2.62	0.19 P	2.615	16/09/2024	2.62	2.61	2.625	2.62	2.62	100@2.61	786@2.62	---	---	13,200	29	34,579.00	331,251.73	2.5	2.82	35102045	
10,080,000	3.00	1.5	1.45	1.3	14/05/2024	27/08/2001	---	TPA SA (CR)	20.6	---	20.6	16/09/2024	20.6	20.6	20.6	20.6	20.6	6@20.80	29@20.90	---	---	200	4	4,120.00	207,648.00	20.2	23.5	50206060	
25,000,000	2.00	0.628	1.04	1.336	29/07/2024	08/08/2003	---	P.P.A. S.A. (CR)	26.9	-0.37 E	27	16/09/2024	27	26.85	27.1	26.9	26.919	374@26.85	1927@27.00	10.06	2023	8,616	67	231,935.10	672,500.00	23	28.8	50206060	
4,971,466	1.46	---	---	---	04/07/2007	08/10/2003	---	PAIRIS SA (CR)	1	---	1	16/09/2024	---	---	---	---	---	40@0.954	494@0.988	---	---	---	---	---	---	4,971.47	0.95	1.71	50203030
27,098,594	0.540	0.05	0.0401	0.0702	19/04/2024	14/01/2021	---	PAPOUTSANIS (CR)	2.3	-0.43 E	2.31	16/09/2024	2.3	2.28	2.32	2.3	2.301	1000@2.27	100@2.33	15.27	2023	7,286	35	16,762.86	62,326.77	2.2	2.73	45201020	
7,070,400	0.930	0.3242	0.2593	0.8645	15/04/2024	06/05/2016	---	PETROPOULOS PETROS (CR)	8	---	8	16/09/2024	8.02	7.94	8.02	8	7.987	356@7.94	831@8.00	---	---	4,940	42	39,453.48	56,563.20	7.78	10.65	50206015	
43,741,452	0.660	0.2723	0.2629	0.2388	03/06/2024	01/11/1999	---	THRACE PLASTICS SA (CR)	3.87	0.52 P	3.85	16/09/2024	3.85	3.85	3.88	3.87	3.855	1600@3.85	440@3.88	---	---	15,430	66	59,482.87	169,279.42	3.77	4.595	50203015	
21,912,599	0.300	---	0.048	0.0485	20/05/2024	23/02/2007	---	REVOIL (CR)	1.765	---	1.765	16/09/2024	1.77	1.73	1.775	1.765	1.745	100@1.75	900@1.77	---	---	10,670	54	18,618.25	38,675.74	1.49	2.15	60101020	
13,582,223	1.35	---	---	---	24/06/2008	02/02/2016	---	SIDMA STEEL (CR)	1.6	-0.31 E	1.605	16/09/2024	1.6	1.6	1.6	1.6	1.6	100@1.56	950@1.60	---	---	1,030	10	1,648.00	21,731.56	1.465	2.4	55102010	
40,693,350	5.00	---	---	---	03/07/2006	26/05/2015	---	TECHNICAL OLYMPIC SA (CR)	2.45	-0.41 E	2.46	16/09/2024	2.46	2.42	2.46	2.45	2.444	20@2.42	1044@2.46	---	---	5,336	29	13,043.08	99,698.71	2.25	3.05	40202010	
3,048,000	0.300	---	---	---	06/07/2007	01/06/2021	---	TZIRAKIAN PROFIL (CR)	1.46	---	1.46	16/09/2024	1.46	1.46	1.46	1.46	1.46	90@1.41	150@1.47	---	2023	350	1	511.00	4,450.08	1.225	1.925	55102010	

## Main Market - Low Liquidity Class

14,000,000	1.95	3.42	0.26	0.26	05/08/2024	26/03/2024	---	ALPHA REAL ESTATE (CR)	7.1	-1.11 E	7.18	16/09/2024	7.1	7.1	7.4	7.4	7.102	100@7.10	1180@7.40	---	---	177	4	1,257.00	99,400.00	6.22	11.75	35101015	
53,064,387	0.050	---	---	---	04/06/2008	27/03/2023	---	ATTICA BANK S.A. (CR)	5.52	-8.31 E	6.02	16/09/2024	5.72	5.4	6	5.52	5.677	30@5.56	30@5.56	---	---	56,882	583	322,918.68	292,915.42	5.4	15	30101010	
178,157,803	0.040	---	---	---	01/07/2008	21/02/2020	---	AVE (CR)	0.465	-1.48 E	0.472	16/09/2024	0.47	0.46	0.47	0.47	0.465	500@0.460	1390@0.470	---	---	3,110	6	1,446.70	82,843.38	0.42	0.542	40301010	
11,869,224	0.540	0.136	0.15	0.15	02/07/2024	30/08/2019	---	FLEXOPACK SA (CR)	7.9	---	7.9	16/09/2024	---	---	---	---	---	1300@7.70	170@7.90	---	---	---	---	---	---	93,766.87	7.5	8.65	50203030
468,700	3.42	4.06	2.8	13/06/2024	21/05/2004	---	MERMEREN KOMB. A.D. PR. (GDR)	43.2	8.00 P	40	16/09/2024	43.2	43.2	43.4	43.2	43.205	16@42.00	265@44.00	1.48	2023	44	5	1,901.00	20,247.84	38	50	55102000		
31,317,025	0.400	---	---	---	26/04/2007	10/05/2023	---	MIG (CR)	3.435	---	3.435	16/09/2024	3.38	3.38	3.4	3.38	3.394	100@3.36	15@3.44	---	---	90	6	305.50	107,573.98	3.28	4.9	30202000	
244,737,498	0.500	0.02	0.03	0.02	05/07/2024	28/12/2023	---	TRASTOR REAL EST. INV. CO.(CR)	1.09	---	1.09	16/09/2024	1.07	1.07	1.07	1.07	1.07	250@1.10	400@1.19	---	---	200	1	214.00	266,763.87	1.07	1.42	35102000	
13,000,000	0.650	---	---	---	01/08/2007	07/04/2000	5093	AKRITAS SA (CR)	0.76	---	0.76	16/09/2024	0.755	0.755	0.775	0.77	0.763	123@0.755	196@0.770	---	---	544	12	415.33	9,880.00	0.57	1.33	50101035	
15,300,000	0.300	---	---	---	30/07/2009	13/12/1999	---	ATTICA PUBLICATIONS SA (CR)	0.356	---	0.356	16/09/2024	---	---	---	---	---	540@0.326	405@0.356	---	---	---	---	---	---	5,446.80	0.292	0.456	40301030
18,810,000	0.400	---	---	---	08/07/20																								

Daily Official List

Year: 145 Trading Day No: 176

Section 2: Analytic Figures of Shares Transactions

Tuesday, 17 September, 2024

Number of Outstanding Securities	Nominal Value	Dividends [1]			Date of Last Coupon		Note	Shares	Closing price	% change	Previous closing price/date	Open price	Price min	Price max	Last price	Avg price	Last Bid [7]	Last Ask [7]	P/E after tax	Year	Volume	Trades	Transactions Value[8]	Company Mkt Value (thou. €)	Year low	Year high	Sector[4]			
		2021	2022	2023	Dividend [2]	Right																								
15,000,000	0.300	---	---	---	06/07/2007	18/07/2000	---	DAIOS PLASTICS SA (CR)	3.28	---	3.28	16/09/2024	---	---	---	---	55@3.14	237@3.30	---	---	---	---	---	49,200.00	3.04	4.18	50203015			
3,307,500	0.210	---	0.4	---	13/10/2023	30/11/2022	---	ELVE SA (CR)	5.7	1.79	P	5.6	16/09/2024	5.6	5.6	5.7	5.7	5.628	5@5.55	68@5.70	10.64	2023	591	6	3,326.10	18,852.75	4.7	5.85	40204020	
86,735,980	0.310	---	---	0.02	22/07/2024	07/09/2023	---	ATHENS MEDICAL CENTER SA (CR)	1.5	---	---	1.5	16/09/2024	1.545	1.52	1.545	1.52	1.522	50@1.48	44@1.52	---	---	24	2	36.53	130,103.97	1.45	2.03	20101025	
2,760,000	11.83	11	11.8	12.4	03/06/2024	16/07/1990	---	KARELIA (CR)	322	---	---	322	16/09/2024	330	322	330	322	322.676	15@320.00	8@324.00	---	---	71	16	22,910.00	888,720.00	312	350	45103010	
6,700,000	0.800	0.047	0.047	0.047	23/07/2024	29/05/2014	---	MILLS KEPENOS (CR)	1.6	---	---	1.6	16/09/2024	---	---	---	---	300@1.44	771@1.75	17.18	2023	---	---	---	---	10,720.00	1.5	2.26	45102020	
18,017,472	0.360	---	---	---	09/09/2022	28/08/2017	---	KTIMA KOSTAS LAZARIDIS SA (CR)	1.8	-2.17	E	1.84	16/09/2024	1.78	1.78	1.85	1.8	1.806	200@1.78	500@1.84	---	---	8,045	5	14,530.10	32,431.45	1.6	1.9	45101015	
21,364,000	1.12	---	0.4	---	21/08/2023	08/03/2023	---	LAMPASA HOTEL SA (CR)	36.6	1.10	P	36.2	16/09/2024	36.4	36.2	36.8	36.2	36.343	100@36.00	100@36.80	---	---	1,100	9	39,977.00	781,922.40	28.4	39.8	40501025	
9,819,370	0.500	---	---	---	14/08/2007	09/01/2004	---	MATHIOS REFRACTORY SA (CR)	0.71	---	---	0.71	16/09/2024	0.642	0.642	0.7	0.7	0.647	205@0.650	81@0.704	---	---	686	11	443.91	6,971.75	0.638	1.3	55101000	
32,188,050	1.04	---	---	---	21/07/2008	20/01/2000	---	MOUZAKIS (CR)	0.745	7.97	P	0.69	16/09/2024	0.72	0.665	0.75	0.75	0.737	39@0.705	1500@0.745	---	---	4,970	26	3,663.71	23,980.10	0.595	0.92	55101020	
6,340,000	0.600	0.17	0.1	0.2	11/12/2023	11/01/2024	---	NAKAS MUSIC	2.9	---	---	2.9	16/09/2024	3.1	2.7	3.1	3	2.823	900@2.74	79@3.00	---	---	16	4	45.16	18,386.00	2.5	3.16	40401030	
27,379,200	0.980	---	0.45	0.5001	01/08/2024	29/08/2022	---	CRETE PLASTICS SA (CR)	14.4	---	---	14.4	16/09/2024	---	---	---	---	62@14.20	425@14.90	---	---	---	---	---	---	394,260.48	14.2	16.4	50203015	
255,494,534	2.71	0.279	0.255	0.247	14/06/2024	30/09/2021	---	PRODEA (CR)	7.15	---	---	7.15	16/09/2024	6.5	6.45	6.5	6.45	6.472	610@6.45	110@6.95	---	---	250	2	1,618.00	1,826,785.92	6.45	8	35102000	
4,181,450	0.500	---	---	---	21/08/2000	05/03/2002	---	FLOUR MILLS SARANTOPOULOS SA	1.07	---	---	1.07	16/09/2024	---	---	---	---	---	---	569@1.17	---	---	---	---	---	---	4,474.15	0.965	1.17	45102020
8,340,750	1.16	---	---	---	25/06/2009	17/09/2018	---	HAIDEMENOS SA (CR)	0.64	---	---	0.64	16/09/2024	0.59	0.59	0.59	0.59	0.59	22@0.605	110@0.640	---	2023	22	2	12.98	5,338.08	0.555	0.92	50205030	

Exchange Traded Funds (ETFs)

971,502	---	---	---	---	15/06/2016	---	ALPHA ETF FTSE Athex Large Cap	34.56	0.66	P	34.335	16/09/2024	34.37	34.34	34.57	34.56	34.505	500@34.50	500@34.65	---	---	3,427	21	118,249.66	---	31.58	38	12003
---------	-----	-----	-----	-----	------------	-----	--------------------------------	-------	------	---	--------	------------	-------	-------	-------	-------	--------	-----------	-----------	-----	-----	-------	----	------------	-----	-------	----	-------

Surveillance

89,078,604	0.040	---	---	---	07/07/2010	16/01/2024	5160	FRIGOGLASS SA (CR)	0.186	-5.10	E	0.196	16/09/2024	0.19	0.186	0.19	0.186	0.187	5000@0.183	13590@0.187	---	2023	158,223	68	29,538.68	16,568.62	0.186	0.44	50204000	
13,191,620	0.620	---	---	---	04/08/2010	09/09/2002	5232	YALCO - CONSTANTINOU (CR)	0.162	---	---	0.162	16/09/2024	0.162	0.162	0.162	0.162	0.162	230@0.168	---	---	---	770	3	124.74	2,137.04	0.146	0.208	40202020	
17,579,754	4.16	---	---	---	18/08/2006	02/08/2010	---	BIOTER SA (CR)	0.258	---	---	0.258	16/09/2024	0.24	0.24	0.26	0.26	0.259	9412@0.260	1000@0.270	---	---	624	3	161.50	4,535.58	0.2	0.436	50101010	
54,654,600	0.050	---	---	---	01/07/1998	30/12/2022	5275	VIS SA (CR)	0.142	---	---	0.142	16/09/2024	---	---	---	---	500@0.142	180@0.156	---	2023	---	---	---	---	---	7,760.95	0.132	0.288	50203030
51,754,364	0.300	---	---	---	23/12/2003	24/01/2007	5197	SELECTED TEXT. IND. ASSOC (CR)	0.119	---	---	0.119	16/09/2024	0.108	0.108	0.12	0.12	0.115	1666@0.110	9829@0.120	---	---	1,659	6	191.17	6,158.77	0.108	0.164	55101020	
15,842,391	1.51	---	---	---	15/07/2009	12/05/2000	5141	BITROS HOLDING SA (CR)	0.68	---	---	0.68	16/09/2024	---	---	---	---	500@0.640	100@0.660	---	---	---	---	---	---	---	10,772.83	0.41	0.755	55102010
24,319,250	0.300	---	---	---	09/07/2002	04/07/2007	5165	PROODEFTIKH SA (CR)	0.22	---	---	0.22	16/09/2024	0.22	0.22	0.22	0.22	0.22	1000@0.202	21750@0.220	---	---	35,050	9	7,711.00	5,350.24	0.2	0.4	50101010	
28,438,268	0.070	---	---	---	21/08/2006	24/11/1999	5253	SPIROY AGRICULTURE SA (CR)	0.132	---	---	0.132	16/09/2024	0.145	0.145	0.145	0.145	0.145	4961@0.130	2695@0.145	---	---	2,000	3	290.00	3,753.85	0.118	0.252	45102010	
1,011,000	1.00	---	---	---	01/07/2004	11/12/2012	5193	TRIA ALFA SA (CR)	4.78	---	---	4.78	16/09/2024	---	---	---	---	38@4.50	38@5.20	---	2023	---	---	---	---	---	4,832.58	4.32	8.95	55101020

Suspension Status

54,200,000	0.075	0.035	0.074	---	18/07/2023	23/11/2021	---	EPSILON NET (CR)	12	---	---	12	13/09/2024	---	---	---	---	---	---	772@12.08	---	---	---	---	---	---	650,400.00	8.8	12.3	10101015
12,417,000	0.310	---	---	---	27/08/2019	28/08/2017	5233	MLS MULTIMEDIA SA (CR)	0.57	---	---	0.57	12/05/2020	---	---	---	---	---	---	---	---	---	---	---	---	---	7,077.69	0.57	0.57	10101015
65,326,268	0.530	---	---	---	04/07/2007	19/07/2006	4750	SATO SA (CR)	0.028	---	---	0.028	05/09/2024	---	---	---	---	---	---	---	---	---	---	---	---	---	1,829.14	0.027	0.067	40202015
3,961,300	1.28	---	---	---	29/06/2004	03/08/2000	5248	DUROS SA (CR)	0.25	---	---	0.25	24/04/2023	---	---	---	---	---	---	---	---	---	---	---	---	---	990.33	0.25	0.25	40204020
10,203,575	0.730	---	---	---	16/07/2007	18/10/1999	---	FIERATEX SA (CR)	0.359	---	---	0.359	30/04/2024	---	---	---	---	---	---	---	---	---	---	---	---	---	3,663.08	0.335	0.538	55101020

## Shares' Notes

Code	Note text
( )	- Adjusted dividends.
*	- Last adjusted closing price.
[1]	- Net dividends.
[2]	- The "Date of Last Coupon" for New listings refers to the date company's stocks started to trade in Athex
[3]	- The Company Market Value is referred to the number of outstanding shares
[4]	- Sectors codification can be found in Appendix A
[5]	- The Market Value refers to the total number of shares listed (including their several classes) in the exchange by the company.
[6]	- P/E greater than 100
[7]	- Last view of the Order Book before the end of the trading session
[8]	- All Blocks Methods' Transactions Value are included.
4750	- Transfer to the Under Surveillance Category from 8/4/2011.
5093	- Transfer to the Surveillance Category as of 8/4/2015.
5141	- Transfer to the Surveillance Category as of 10/05/2017.
5160	- Transfer to the Surveillance Category as of 15/04/2016.
5165	- Transfer to the Surveillance Category as of 15/02/2018.
5193	- Transfer to the Surveillance Category as of 25/10/2018.
5197	- Transfer to the Surveillance Category as of 07/11/2018.
5232	- Transfer to the Under Surveillance Category from 08/04/2011.
5233	- Suspension of trading as of 13/05/2020.
5248	- Transfer to the Surveillance Category as of 06/09/20116.
5253	- Transfer to the Surveillance Category as of 14/5/2021.
5275	- Transfer to the Surveillance Category as of 09/07/2020.

## Securities Blocks Details

Securities	Block Volume	Price	Block Trade Value	Time of approval	Note
HELLENIQ ENERGY (CR)	6,321	7.04	44,472.66	10:54:07	14
EUROBANK HOLDINGS (CR)	500,000	1.99	993,000.00	11:45:28	20
EUROBANK HOLDINGS (CR)	1,127,220	1.99	2,239,222.53	12:08:44	20
NATIONAL BANK (CR)	171,026	7.45	1,274,485.75	12:38:02	20
JUMBO SA (CR)	18,000	24.38	438,840.00	12:39:25	20
EUROBANK HOLDINGS (CR)	250,000	1.98	496,000.00	13:30:14	20
JUMBO SA (CR)	18,031	24.50	441,759.50	13:47:05	20
JUMBO SA (CR)	50,000	24.48	1,224,000.00	13:47:46	20
NATIONAL BANK (CR)	100,000	7.41	741,000.00	13:53:58	20
EUROBANK HOLDINGS (CR)	500,000	1.98	990,500.00	14:31:50	20
EUROBANK HOLDINGS (CR)	500,000	1.98	991,000.00	15:07:33	20
EUROBANK HOLDINGS (CR)	540,803	1.98	1,072,141.95	16:12:31	20
METLEN ENERGY & METALS (CR)	19,000	33.50	636,500.00	16:18:58	20
TERNA ENERGY (CR)	20,000	19.42	388,400.00	16:42:45	20
EUROBANK HOLDINGS (CR)	1,200,000	1.98	2,373,600.00	17:13:49	20
NATIONAL BANK (CR)	104,196	7.45	776,676.98	17:14:10	20
EUROBANK HOLDINGS (CR)	2,560,471	1.97	5,049,248.81	17:15:11	20
PIRAEUS FINANCIAL HOLD (CR)	700,000	3.86	2,702,000.00	17:17:35	20

## Blocks Notes

9 - Method 6-1 / Special Fees

10 - Method 6-1 / Special Fees, SDS

14 - Method 6-3 / Settlement, Incomplete Buy and Sell

18 - Method 6-2 / SPOT 1

19 - Method 6-2 / SPOT 2

20 - Method 6-1 and Method 6-1 Same Day Settlement

21 - Other Pre-agreed

**Shares Rights Details**

Occured date	Exercise from	Exercise until	Trading until	Rights	Price min	Price max	Closing price	Last Bid	Last Ask	Volume	Trades	Transactions Value
--------------	---------------	----------------	---------------	--------	-----------	-----------	---------------	----------	----------	--------	--------	--------------------

No Rights Transactions.

---

**Forced Sales Details**

---

Securities	Category of Security	Transactions Volume	Number of Trades	Transactions Value	Note
ELLAKTOR (CR)	Stocks	99,227	14	195,080.29	1

---

---

**Forced Sales Notes**

---

- 1 - Compulsory Public Forced Sales
- 2 - Forced Sales of Fixed Registered Shares
- 3 - Forced Sales of Remaining Fractional Shares



## Exchange Traded Funds (ETFs) Characteristics

	Transactions Date (T)	Creation / Redemption	Units (T-1)	New Units (T-1)	Redemption Units (T-1)	Units (T) [1]	Fund Assets [2]	Net Unit Price	Dividend per Unit	Dividend Date
ALPHA ETF FTSE Athex Large Cap	17/09/2024	5,000	971,502	---	---	971,502	33,471,720.00	34.4536	1.35	01/07/2024

## ETFs Notes

[1] - Units (T) = Units (T-1) + New Units (T-1) - Redemption Units (T-1)

[2] - The Creation / Redemption Units of T-1 are included.

## Non Convertible Corporate Bonds - Regulated Market

Num Listed Bonds	Nominal price	Issue price	Today's Rate	Exp. Date	Duration (years)	Note	Coupon		Trading Unit	Corporate Bonds	Accrued Int.	Yield.T.Mat	Price min	Price max	Closing price	Previous closing price/date	Volume	Transactions Value	Last order		Date	ear min	Year max	
							Common	Preferred											Price	Buy / Sell				
100,000	1,000.00	1,000.00	2.70	25/05/2026	5	---	7	---	1	COSTAMARE PARTICIPATIONS PLC (Non Convertible)	8.6250	3.7310	97.7999	97.7999	97.7999	97.1500	16/09/2024	1,000	986.62	97.2000	B	17/09/2024	94.2567	99.2686
320,000	1,000.00	1,000.00	3.40	21/07/2027	7	---	9	---	1	LAMDA DEVELOPMENT S.A. (Non Convertible)	5.5722	3.7320	96.5102	98.0500	97.7445	97.3000	16/09/2024	524,000	515,101.16	97.0000	B	17/09/2024	92.0000	98.4998
200,000	1,000.00	1,000.00	2.10	27/10/2027	7	---	8	---	1	O.P.A.P. S.A. (Non Convertible)	8.3417	3.4340	95.3900	95.4000	95.3965	95.4000	16/09/2024	20,000	19,246.13	95.0000	B	17/09/2024	90.5800	96.6000
200,000	1,000.00	1,000.00	1.90	23/03/2028	7	---	7	---	1	MOTOR OIL CORINTH REFINERIES SA (Non Convertible)	9.3417	3.5580	93.4000	94.0000	94.0000	93.4100	16/09/2024	168,000	159,061.89	93.6001	B	17/09/2024	90.8477	94.5000
100,000	1,000.00	1,000.00	2.95	11/02/2027	5	---	6	---	1	SAFE BULKERS PARTICIPATIONS PLC (Non Convertible)	3.1139	3.9910	97.0000	97.0000	97.0000	96.9870	16/09/2024	1,000	973.11	96.8000	B	17/09/2024	92.0000	97.9900
230,000	1,000.00	1,000.00	4.70	12/07/2029	7	---	5	---	1	LAMDA DEVELOPMENT S.A. (Non convertible)	9.0083	3.9910	101.0000	102.0000	101.2000	101.3020	16/09/2024	16,000	16,371.68	101.0000	B	17/09/2024	97.0000	103.1000
100,000	1,000.00	1,000.00	4.40	26/07/2029	7	---	5	---	1	CPLP SHIPPING HOLDINGS PLC (Non Convertible)	6.7222	4.1160	99.5500	99.5500	99.5500	99.8240	16/09/2024	20,000	20,044.44	99.4000	B	17/09/2024	95.0948	100.5000
199,375	1,000.00	1,000.00	3.60	12/03/2026	7	---	12	---	1	AEGEAN AIRLINES S.A. (Non Convertible)	0.7000	3.7990	98.5001	98.7000	98.6277	99.7000	16/09/2024	195,000	192,460.54	98.6216	B	17/09/2024	97.1458	99.7000
150,000	1,000.00	1,000.00	2.60	22/10/2026	7	---	10	---	1	TERNA ENERGY FINANCE S.A. (Non Convertible)	10.8333	3.6950	96.9000	96.9000	96.9000	96.5020	13/09/2024	3,000	2,939.50	96.8000	B	17/09/2024	92.8293	97.9000
500,000	1,000.00	1,000.00	2.75	03/07/2027	7	---	9	---	1	GEK TERNA S.A. (Non Convertible)	5.9583	3.9480	95.5000	96.0000	95.7690	95.4500	16/09/2024	29,000	27,945.79	95.5301	B	17/09/2024	91.5500	96.9900
130,000	1,000.00	1,000.00	6.00	27/02/2029	5	---	2	---	1	INTRALOT S.A. (Non Convertible)	3.8333	5.1690	102.4000	102.4000	102.4000	101.5570	16/09/2024	24,000	24,668.00	102.4000	B	17/09/2024	100.0050	103.1000
120,000	1,000.00	1,000.00	3.95	04/04/2025	7	---	13	---	1	GEK TERNA S.A. (Non Convertible)	18.4333	3.1530	99.6050	99.9900	99.9900	99.5700	16/09/2024	30,000	30,505.90	99.6050	B	17/09/2024	98.1282	100.1000
300,000	1,000.00	1,000.00	2.30	20/07/2028	7	---	7	---	1	PRODEA REIC S.A. (Non Convertible)	3.7694	4.4270	91.7000	92.0000	91.8508	91.8330	16/09/2024	87,000	80,238.14	91.6000	B	17/09/2024	86.1234	92.4700
150,000	1,000.00	1,000.00	2.65	22/10/2026	5	---	6	---	1	CPLP SHIPPING HOLDINGS PLC (Non Convertible)	11.0417	4.3160	96.1000	96.1090	96.1013	96.1090	16/09/2024	58,000	56,379.16	96.1500	B	17/09/2024	93.0000	97.0000
250,000	1,000.00	1,000.00	2.45	16/11/2028	7	---	6	---	1	ELVALHALCOR S.A. (Non Convertible)	8.5750	4.1050	92.6001	93.0003	93.0003	93.0330	16/09/2024	44,000	41,273.30	92.6500	B	17/09/2024	88.4206	97.3000
120,000	1,000.00	1,000.00	2.65	06/12/2028	7	---	6	---	1	NOVAL PROPERTY REIC (Non Convertible)	7.7292	4.1010	93.5000	93.7500	93.6000	93.4500	16/09/2024	31,000	29,247.10	93.5000	B	17/09/2024	88.5000	95.2731
300,000	1,000.00	1,000.00	2.30	14/12/2028	7	---	6	---	1	GEK TERNA S.A. (Non Convertible)	6.1972	4.6130	90.6000	90.6600	90.6300	90.6670	16/09/2024	26,000	23,724.93	90.4101	B	17/09/2024	86.5021	92.7400
100,000	1,000.00	1,000.00	2.80	25/01/2027	5	---	6	---	1	PREMIA S.A. (Non Convertible)	4.3556	4.8800	---	---	---	94.7640	16/09/2024	---	---	94.8511	B	17/09/2024	90.9974	97.8048

## Corporate Bonds Notes

Transactions Volume = (Pieces) \* (Nominal Price). Transactions Value = (Pieces) \* (Nominal Price) \* (price %) + (Accrued interest).

The price of a Bond is stated as a percentage (%) of Bond's Nominal Price.

Nominal Price in Euros (€), except if it is noted differently.

## Non Convertible Corporate Bonds - Regulated Market

Num Listed Bonds	Nominal price	Issue price	Today's Rate	Exp. Date	Duration (years)	Note	Coupon		Trading Unit	Corporate Bonds	Accrued Int.	Yield.T.Mat	Price min	Price max	Closing price	Previous closing price/date	Volume	Transactions Value	Last order			ear min	Year max	
							Common	Preferred											Price	Buy / Sell	Date			
500,000	1,000.00	1,000.00	4.00	10/07/2030	7	---	3	---	1	METLEN ENERGY & METALS S.A. (Non Convertible)	7.8889	3.5500	101.2000	101.4700	101.3596	101.3960	16/09/2024	114,000	116,449.23	101.3200	B	17/09/2024	98.3001	101.6600
100,000	1,000.00	1,000.00	5.50	15/12/2028	5	---	2	---	1	IDEAL HOLDINGS S.A. (Non Convertible)	14.3611	4.4280	103.1500	103.3000	103.2000	103.3000	16/09/2024	5,000	5,231.81	103.0000	B	17/09/2024	100.6502	104.1000
200,000	1,000.00	1,000.00	4.25	23/01/2029	5	---	2	---	1	AUTOHELLAS S.A. (Non Convertible)	6.8472	4.0330	100.2000	100.5000	100.3875	100.2000	16/09/2024	8,000	8,085.78	100.1000	B	17/09/2024	97.5000	101.0000

## Corporate Bonds Notes

Transactions Volume = (Pieces) \* (Nominal Price). Transactions Value = (Pieces) \* (Nominal Price) \* (price %) + (Accrued interest).

The price of a Bond is stated as a percentage (%) of Bond's Nominal Price.

Nominal Price in Euros (€), except if it is noted differently.

## Government Bonds

Number Listed Bonds	Nominal price	Today's Rate	Accrued Interest Calc	Exp. Date [1]	Duration (years)	Note	Coupons Date	Curr. coupon value	Trading Unit	Government Bonds	Price min	Price max	Closing price	Previous closing price/date	Volume	Transactions Value	Price	Last order Buy / Sell	Date
3,000,000	1,000.00	4.13	Actual/Actual	15/06/2054	30	---	15/06	4.13	1	GGB-FXD-150654-30Y-4.125-1.000	---	---	---	---	---	---	---	---	---
4,700,000	1,000.00	1.88	Actual/Actual	04/02/2035	15	---	04/02	1.88	1	GGB-FXD-040235-15Y-1.875-1.000	---	---	---	---	---	---	---	---	---
6,000,000	1,000.00	0.75	Actual/Actual	18/06/2031	10	---	18/06	0.75	1	GGB-FXD-180631-10Y-0.750-1.000	---	---	---	---	---	---	---	---	---
3,600,000	1,000.00	3.88	Actual/Actual	15/06/2028	5	---	15/06	3.88	1	GGB-FXD-150628-05Y-3.875-1.000	---	---	---	---	---	---	---	---	---
5,962,747,327	1.00	3.75	Actual/Actual	30/01/2028	10	---	/02 - 01/02 - 31/	3.75	1	GGB-FXD-300128-10Y-3.750-1.000	---	---	---	85.4610 13/07/2018	---	---	1.0000	B	28/11/2018
7,067,309,386	1.00	3.90	Actual/Actual	30/01/2033	15	---	/02 - 01/02 - 31/	3.90	1	GGB-FXD-300133-15Y-3.900-1.000	---	---	---	78.6730 13/07/2018	---	---	1.0000	B	28/11/2018
5,622,848,349	1.00	4.00	Actual/Actual	30/01/2037	19	---	/02 - 01/02 - 31/	4.00	1	GGB-FXD-300137-19Y-4.000-1.000	---	---	---	77.0370 13/07/2018	---	---	1.0000	B	28/11/2018
5,476,770,669	1.00	4.20	Actual/Actual	30/01/2042	24	---	/02 - 01/02 - 31/	4.20	1	GGB-FXD-300142-24Y-4.200-1.000	---	---	---	77.7640 13/07/2018	---	---	1.0000	B	28/11/2018
4,450,000	1,000.00	3.38	Actual/Actual	15/06/2034	10	---	15/06	3.38	1	GGB-FXD-150634-10Y-3.375-1.000	---	---	---	---	---	---	---	---	---
40,248,141	1.00	4.30	Actual/Actual	24/02/2025	13	---	24/02	4.30	1	GGB-FXD-240225-13Y-2.000-1.000	---	---	---	10.0000 22/06/2015	---	---	---	---	---
59,586,043	1.00	4.30	Actual/Actual	24/02/2026	14	---	24/02	4.30	1	GGB-FXD-240226-14Y-2.000-1.000	---	---	---	10.0000 22/06/2015	---	---	---	---	---
41,118,344	1.00	4.30	Actual/Actual	24/02/2027	15	---	24/02	4.30	1	GGB-FXD-240227-15Y-2.000-1.000	---	---	---	10.0000 22/06/2015	---	---	---	---	---
45,137,734	1.00	4.30	Actual/Actual	24/02/2028	16	---	24/02	4.30	1	GGB-FXD-240228-16Y-2.000-1.000	---	---	---	10.0000 22/06/2015	---	---	---	---	---
61,768,888	1.00	4.30	Actual/Actual	24/02/2029	17	---	24/02	4.30	1	GGB-FXD-240229-17Y-2.000-1.000	---	---	---	10.0000 22/06/2015	---	---	---	---	---
54,567,744	1.00	4.30	Actual/Actual	24/02/2030	18	---	24/02	4.30	1	GGB-FXD-240230-18Y-2.000-1.000	---	---	---	10.0000 22/06/2015	---	---	---	---	---
37,541,515	1.00	4.30	Actual/Actual	24/02/2031	19	---	24/02	4.30	1	GGB-FXD-240231-19Y-2.000-1.000	---	---	---	10.0000 22/06/2015	---	---	---	---	---
37,558,317	1.00	4.30	Actual/Actual	24/02/2032	20	---	24/02	4.30	1	GGB-FXD-240232-20Y-2.000-1.000	---	---	---	10.0000 22/06/2015	---	---	---	---	---
37,473,732	1.00	4.30	Actual/Actual	24/02/2033	21	---	24/02	4.30	1	GGB-FXD-240233-21Y-2.000-1.000	---	---	---	10.0000 22/06/2015	---	---	---	---	---
33,888,293	1.00	4.30	Actual/Actual	24/02/2034	22	---	24/02	4.30	1	GGB-FXD-240234-22Y-2.000-1.000	---	---	---	10.0000 22/06/2015	---	---	---	---	---
35,177,800	1.00	4.30	Actual/Actual	24/02/2035	23	---	24/02	4.30	1	GGB-FXD-240235-23Y-2.000-1.000	---	---	---	10.0000 22/06/2015	---	---	---	---	---
35,547,268	1.00	4.30	Actual/Actual	24/02/2036	24	---	24/02	4.30	1	GGB-FXD-240236-24Y-2.000-1.000	---	---	---	10.0000 22/06/2015	---	---	---	---	---
40,246,306	1.00	4.30	Actual/Actual	24/02/2037	25	---	24/02	4.30	1	GGB-FXD-240237-25Y-2.000-1.000	---	---	---	10.0000 22/06/2015	---	---	---	---	---
37,643,952	1.00	4.30	Actual/Actual	24/02/2038	26	---	24/02	4.30	1	GGB-FXD-240238-26Y-2.000-1.000	---	---	---	10.0000 22/06/2015	---	---	---	---	---
36,977,100	1.00	4.30	Actual/Actual	24/02/2039	27	---	24/02	4.30	1	GGB-FXD-240239-27Y-2.000-1.000	---	---	---	10.0000 22/06/2015	---	---	---	---	---
41,615,000	1.00	4.30	Actual/Actual	24/02/2040	28	---	24/02	4.30	1	GGB-FXD-240240-28Y-2.000-1.000	---	---	---	10.0000 22/06/2015	---	---	---	---	---
42,227,208	1.00	4.30	Actual/Actual	24/02/2041	29	---	24/02	4.30	1	GGB-FXD-240241-29Y-2.000-1.000	---	---	---	10.0000 22/06/2015	---	---	---	---	---
68,288,487	1.00	4.30	Actual/Actual	24/02/2042	30	---	24/02	4.30	1	GGB-FXD-240242-30Y-2.000-1.000	---	---	---	10.0000 22/06/2015	---	---	---	---	---
4,250,000	1,000.00	3.88	Actual/Actual	12/03/2029	10	---	12/03	3.88	1	GGB-FXD-120329-10Y-3.875-1.000	---	---	---	---	---	---	100.0000	B	15/10/2019
4,500,000	1,000.00	0.00	Actual/Actual	12/02/2026	5	---	12/02	0.00	1	GGB-FXD-120226-05Y-3.000-1.000	---	---	---	---	---	---	---	---	---
2,209,163	1,000.00	3.38	Actual/Actual	15/02/2025	7	---	15/02	3.38	1	GGB-FXD-150225-07Y-3.375-1.000	---	---	---	---	---	---	---	---	---
964,000	1,000.00	3.25	Actual/Actual	20/03/2025	6	---	20/03	3.25	1	GGB-FXD-200325-06Y-3.250-1.000	---	---	---	---	---	---	---	---	---
2,100,000	1,000.00	3.55	Actual/Actual	20/03/2026	7	---	20/03	3.55	1	GGB-FXD-200326-07Y-3.550-1.000	---	---	---	---	---	---	---	---	---
5,500,000	1,000.00	1.50	Actual/Actual	18/06/2030	10	---	18/06	1.50	1	GGB-FXD-180630-10Y-1.500-1.000	---	---	---	---	---	---	---	---	---
3,500,000	1,000.00	4.38	Actual/Actual	18/07/2038	15	---	18/07	4.38	1	GGB-FXD-180738-15Y-4.375-1.000	---	---	---	---	---	---	---	---	---

## Government Bonds Notes

Transactions Volume = (Pieces) \* (Nominal Price). Transactions Value = (Pieces) \* (Nominal Price) \* (price %) + (Accrued interest).

The Value of current coupon for the issues with NV 0.01 euro refers to NV 100 euros

FLR: Floating Interest Rate.

[1] - The Expiration Date of the interest bearing period and the Date for coupon payment.

## Government Bonds

Number Listed Bonds	Nominal price	Today's Rate	Accrued Interest Calc	Exp. Date [1]	Duration (years)	Note	Coupons Date	Curr. coupon value	Trading Unit	Government Bonds	Price min	Price max	Closing price	Previous closing price/date	Volume	Transactions Value	Price	Last order Buy / Sell	Date
40,000	1,000.00	4.67	FLR	Actual/360	18/09/2024	1	---	18/09 - 19/03	---	1	GGB-FLT-180924-01Y-4.670-1.000	---	---	---	---	---	---	---	---
5,364,250	1,000.00	3.25		Actual/Actual	20/03/2050	30	---	20/03	3.25	1	GGB-FXD-200350-30Y-3.250-1.000	---	---	---	---	---	---	---	---
3,924,361	1,000.00	2.00		Actual/Actual	22/04/2027	7	---	22/04	2.00	1	GGB-FXD-220427-07Y-2.000-1.000	---	---	---	---	---	99.9000	B	22/04/2020
2,500,000	1,000.00	1.88		Actual/Actual	23/07/2026	7	---	23/07	1.88	1	GGB-FXD-230726-07Y-1.875-1.000	---	---	---	---	---	---	---	---
4,900,000	1,000.00	4.25		Actual/Actual	15/06/2033	10	---	15/06	4.25	1	GGB-FXD-150633-10Y-4.250-1.000	---	---	---	---	---	---	---	---
3,500,000	1,000.00	1.88		Actual/Actual	24/01/2052	30	---	24/01	1.88	1	GGB-FXD-240152-30Y-1.875-1.000	---	---	---	---	---	---	---	---
3,700,000	1,000.00	1.75		Actual/Actual	18/06/2032	10	---	18/06	1.75	1	GGB-FXD-180632-10Y-1.750-1.000	---	---	---	---	---	---	---	---
2,200,000	1,000.00	1.13	FLR	Actual/360	15/12/2027	5	---	- 15/12 - 15/03 -	---	1	GGB-FLT-151227-05Y-1.130-1.000	---	---	---	---	---	102.1600	B	30/12/2022

## Government Bonds Notes

Transactions Volume = (Pieces) \* (Nominal Price). Transactions Value = (Pieces) \* (Nominal Price) \* (price %) + (Accrued interest).

The Value of current coupon for the issues with NV 0.01 euro refers to NV 100 euros

FLR: Floating Interest Rate.

[1] - The Expiration Date of the interest bearing period and the Date for coupon payment.

Treasury Bills & Zero Coupon Government Bonds

Issue Date	13-Week Maturity									26-Week Maturity									52-Week Maturity								
	Exp. Date	Initial Rate	Num Listed Bonds	Nominal price	Issue price	Last Trade Price	Last Trade Date	Volume Traded	Note	Exp. Date	Initial Rate	Num Listed Bonds	Nominal price	Issue price	Last Trade Price	Last Trade Date	Volume Traded	Note	Exp. Date	Initial Rate	Num Listed Bonds	Nominal price	Issue price	Last Trade Price	Last Trade Date	Volume Traded	Note
08/12/2023	---	---	---	---	---	---	---	---	---	---	---	---	---	---	---	---	---	---	06/12/2024	3.70	600,000	1,000.00	963.90	---	---	---	---
08/03/2024	---	---	---	---	---	---	---	---	---	---	---	---	---	---	---	---	---	---	07/03/2025	3.73	812,500	1,000.00	963.70	---	---	---	---
07/06/2024	---	---	---	---	---	---	---	---	---	---	---	---	---	---	---	---	---	---	06/06/2025	3.34	600,000	1,000.00	967.30	---	---	---	---
06/09/2024	---	---	---	---	---	---	---	---	---	---	---	---	---	---	---	---	---	---	05/09/2025	2.82	600,000	1,000.00	972.28	---	---	---	---

Bonds in Circulation	Currency / Min nominal traded Value	Coupons Payment Date	Current Coupon Value	Note	Coupon	Trading Unit	Issue Date	Duration (years)	Today's Interest	A.I.C in days	Bonds	Last price of previous days		Last Outcry in Cash (euro)		Trades in Pieces	Life min	Life Max	
												Price	Buy / Sell	Price	Buy / Sell				
<b>Corporate Bonds in Foreign Currency and Euro</b>																			
103,746	GBP / 10	01/12	0.25	---	65	1	01/12/1930	98	2.5	360	National Mortgage Bank	2.27	05/02/1996	2.27	S	05/02/1996	---	2.27	2.27
0	GBP / 10	01/12	0.25	---	67	1	01/12/1928	100	2.5	360	National Mortgage Bank	---	---	---	---	---	---	---	---

## Government Bonds Notes

A.I.C: Accrued Interest Calculation base.

FLR: Floating Interest Rate.

The minimum tradeable Nominal Value for all Demeterialised Government Titles is 100 Euros.

(μφρ-0)

## Athex &amp; ATHEXClear Members List

Member Name				Stock Market			Derivatives Market		ATHEXClear Member	
	Address	Phone	Fax	Market Member	Remote Member	Market Maker	Proprietary	Market Maker	General Clearing	Direct Clearing
A. SARRIS SECURITIES S.A.				a						
6, ΔΡΑΓΑΤΣΑΝΙΟΥ 6 ΑΘΗΝΑ	2103367700									
ΑΕΟΝIC SECURITIES C.I.F. P.L.C.				a						
, ΛΑΪΟΥ 6, ΓΡ. 301B, ANNA COURT	35725337600									
ALPHA BANK S.A.									a	
, ΣΤΑΔΙΟΥ 40 ΑΘΗΝΑ	2103260000									
ALPHA FINANCE INVESTMENT SERVICES SINGLE MEMBER SA				a		a	a	a		a
5, ΠΑΝΕΠΙΣΤΗΜΙΟΥ 45 ΑΘΗΝΑ	2103677400									
ARGUS STOCKBROKERS LTD				a	a		a			
25, 25 ΛΕΩΦΟΡΟΣ ΔΗΜΟΣΘΕΝΗ ΣΕΒΕΡΗ	0035722717000									
ATHLOS CAPITAL INVESTMENT SERVICES LTD					a					
, 17 STASINOU AVENUE, BEDIZIA TOWER, 6TH & 7TH FL.	35722110777									
ATLANTIC SECURITIES LTD				a	a					
37, ΠΡΟΔΡΟΜΟΥ 37	0035722445400									
AXON SECURITIES S.A.				a			a			
48, ΣΤΑΔΙΟΥ 48 ΑΘΗΝΑ	2103363800									
BETA SECURITIES S.A.				a		a	a			a
29, ΑΛΕΞΑΝΔΡΑΣ 29 ΑΘΗΝΑ	210 6478900									
BNP PARIBAS S.A.									a	
, ΛΑΜΨΑΚΟΥ 2 ΑΘΗΝΑ	2107468525									
BOFA SECURITIES EUROPE SA				a	a					
, 51 RUE LA BOËTIE	+33 153655555									
CITIGROUP GLOBAL MARKETS EUROPE AG				a	a					
16, REUTERWEG 16	+49 691366-0									
CITIGROUP GLOBAL MARKETS LIMITED				a						
1, 33 CANADA SQUARE -CANARY WHARF	+44 02079864000									
CREDIT SUISSE BANK (EUROPE), S.A.				a						
, CALLE AYALA 42, 3A PLANTA-B MADRID	+34917916000									
CREDIT SUISSE SECURITIES (EUROPE) LIMITED				a						
1, ONE CABOT SQUARE LONDON	+44 2078888888									
CYCLOS SECURITIES S.A.				a			a			
39, ΧΑΡΙΛΑΟΥ ΤΡΙΚΟΥΠΗ 6-8-10 ΑΘΗΝΑ	2103364300									
DEUTSCHE BANK S.A.					a					
1, GREAT WINCHESTER STREET LONDON	+44 20 754 54209	00441133361437								
EUROBANK EQUITIES INVESTMENT FIRM SINGLE MEMBER SA				a		a	a	a		a
, ΦΙΛΕΛΛΗΝΩΝ 10 & ΞΕΝΟΦΩΝΤΟΣ 13 ΑΘΗΝΑ	2103720425									
EUROBANK S.A.									a	
, ΟΘΩΝΟΣ 8 ΑΘΗΝΑ	2144043907									
EUROCORP INVESTMENT SERVICES S.A.				a			a			a
14, ΠΛ.ΦΙΛΙΚΗΣ ΕΤΑΙΡΕΙΑΣ 14 ΑΘΗΝΑ	2107263600									
EUROTRUST INVESTMENT FIRM SA				a						
113, ΣΕΒΑΣΤΟΥΠΟΛΕΩΣ 113 ΑΘΗΝΑ	2103363100									
EUROXX SECURITIES S.A.				a		a	a	a		a
7, ΠΑΛΕΟΛΟΓΟΥ ΧΑΛΑΝΔΡΙ	+30 2106879400	210-6879401								
7, ΠΑΛΑΙΟΛΟΓΟΥ ΧΑΛΑΝΔΡΙ	(210)-6879400	(210)-6879401								
FREEDOM FINANCE EUROPE LTD				a	a					
, ΧΡΙΣΤΑΚΗ ΚΡΑΝΟΥ 20	035725257786									
G. A. PERVANAS SECURITIES- INVESTMENT SERVICES S.A.				a						
7-9, ΣΟΦΟΚΛΕΟΥΣ 7-9 ΑΘΗΝΑ	2103727200									
GLOBAL CAPITAL SECURITIES & FINANCIAL SERVICES LTD				a	a					
50, ΛΑΡΧΙΕΠΙΣΚΟΠΟΥ ΜΑΚΑΡΙΟΥ Γ50	0035722710710									
GREENPOST TRADING EUROPE LTD				a	a					
, ΚΙΜΩΝΟΣ 3, ACROPOLIS MANSIONS, 2ND FLOOR, FLAT/OFFICE 202	035722521389									
HELLENIC AMERICAN SECURITIES S.A.				a		a	a			a
27, ΑΝΔΡΕΑ ΠΑΠΑΝΔΡΕΟΥ 27 ΜΑΡΟΥΣΙ	2103311100									
HELLENIC BANK (INVESTMENTS) LTD					a					
, ΑΥΞ.ΚΥΡΙΑΚΟΥ ΜΑΤΣΙ 31 - PO BOX 24747 NICOSIA	+357 22500100	357 22500110								
HSBC CONTINENTAL EUROPE									a	
109-111, Α.ΜΕΣΟΓΕΙΩΝ 109-111	2106960000									
INDEX SECURITIES S.A.				a						
6, ΔΡΑΓΑΤΣΑΝΙΟΥ 6 ΑΘΗΝΑ	2103213920									
J. CHR. MAVRIKIS SECURITIES S.A.				a						
5, ΣΟΦΟΚΛΕΟΥΣ 5 ΑΘΗΝΑ	2103216730									



## Athex &amp; ATHEXClear Members List

Member Name				Stock Market			Derivatives Market		ATHEXClear Member	
	Address	Phone	Fax	Market Member	Remote Member	Market Maker	Proprietary	Market Maker	General Clearing	Direct Clearing
KAPPA SECURITIES S.A.				a			a			
15, ΒΑΛΑΩΡΙΤΟΥ 15 ΑΘΗΝΑ	2103678600									
KARAMANOF SECURITIES & INVESTMENT SERVICES S.A.				a						
2, ΠΛ.ΑΓ.ΘΕΟΔΩΡΩΝ 2 ΑΘΗΝΑ	2103212947									
LAIKI FINANCIAL SERVICES LTD					a					
26, AVE. VYRONOS NICOSIA	357 22367367	357 22718567								
LEON DEPOLAS SECURITIES S.A.				a		a	a			
1, ΧΡΗΣΤΟΥ ΛΑΔΑ 1 ΑΘΗΝΑ	2103213276 -28									
MEGA EQUITY SECURITIES & FINANCIAL SERVICES PUBLIC LTD				a	a		a			
42-44, ΛΕΩΦ.ΓΡΙΒΑ ΔΙΓΕΝΗ 42-44	0035722711711									
MERIT SECURITIES S.A				a		a	a			a
5, ΣΟΦΟΚΛΕΟΥΣ 5 ΑΘΗΝΑ	2141008814									
MERRILL LYNCH INTERNATIONAL				a						
2, 2 KING EDWARD STREET LONDON	+44 20276281000									
N. CHRYSOCHOIDIS STOCK BROKERAGE I.S.S.A.				a			a			a
7-9, ΣΟΦΟΚΛΕΟΥΣ 7-9 ΑΘΗΝΑ	2103213913									
NATIONAL BANK OF GREECE S.A.				a		a	a		a	
86, ΑΙΟΛΟΥ ΣΤΡ. ΑΘΗΝΑ	(210)-3341000	(210)-3228187								
68, ΑΚΑΔΙΜΙΑΣ ΣΤΡ. ΑΘΗΝΑ	(210)-3328817	(210)-3328678								
NATIONAL SECURITIES SINGLE MEMBER SA				a		a	a	a		
66, ΛΕΩΦΟΡΟΣ ΑΘΗΝΩΝ 128-132 & ΙΦΙΓΕΝΙΑΣ ΑΘΗΝΑ	2103328784									
NUNTIUS BROKERAGE AND INVESTMENT SERVICES SINGLE MEMBER S.A.				a			a			
6, ΔΡΑΓΑΤΣΑΝΙΟΥ 6 ΑΘΗΝΑ	2103350599									
ONE PLUS CAPITAL LIMITED				a	a					
, 75 PRODROMOU AVENUE NICOSIA 1307	35722873760									
OPTIMA BANK S.A.				a		a	a	a	a	
, ΑΙΓΙΑΛΕΙΑΣ 32 & ΠΑΡΑΔΕΙΣΟΥ ΜΑΡΟΥΣΙ	210 8173000									
PANCRETA BANK S.A									a	
, ΙΚΑΡΟΥ 5	2810338746									
PANTELAKIS SECURITIES S.A.				a		a	a	a		
57, ΕΘΝΙΚΗΣ ΑΝΤΙΣΤΑΣΕΩΣ 57, ΚΤΙΠΙΟ Β CHALANDRI	2106965000									
PIRAEUS BANK S.A.				a			a		a	
, ΑΜΕΡΙΚΗΣ 4 ΑΘΗΝΑ	2103335000									
PIRAEUS SECURITIES S. A.				a		a	a	a		a
10, ΣΤΑΔΙΟΥ 10 ΑΘΗΝΑ	2103354100									
PROCHOICE SECURITIES LTD				a	a					
57, ΛΕΩΦ.ΣΠΥΡΟΥ ΚΥΠΡΙΑΝΟΥ 57, ΑΚΙΝΗΤΑ Φ	035724661192									
SHARELINK SECURITIES & FINANCIAL SERVICES LTD				a			a			
6, HOUSE-ΘΕΟΤΟΚΗ 6 ΜΕΓΑΡΟ ΕΛΜΗΝΑ	+357 22554200									
SOCIETE GENERALE S.A.				a	a		a			
, 17 COURS VALMY, CEDEX	+157290504									
SOLIDUS SECURITIES S.A				a			a			a
64, ΛΟΥΙΖΗΣ ΠΙΑΝΚΟΥΡ 64 ΑΘΗΝΑ	2106900605									
ST. EM. LAVRENTAKIS SECURITIES S.A.				a						
7-9, ΣΟΦΟΚΛΕΟΥΣ 7-9 ΑΘΗΝΑ	2103213336									
THE CYPRUS INVESTMENT & SECURITIES CORPORATION LTD				a	a					
154, 1 AG. PROKOPIOU & POSIDONOS 1ST FLOOR	0035722121700									
UBS EUROPE SE				a	a					
, OPERNTURM, BOCKENHEIMER LANDSTRASSE 2-4	496921790									
UBS LIMITED					a					
1, FINSBURY AVENUE LONDON	+44 2075687135									
VIGOR FINANCE INVESTMENT SERVICES S.A.				a		a	a	a		
, ΨΥΧΑΡΗ 14 Ν. ΨΥΧΙΚΟ	2106718400									

List of Stocks under Market Making operations

Securities	Market Maker	Start Market Making	Stock Category
MLS MULTIMEDIA SA (CR)			Suspension Status
	PIRAEUS SECURITIES S. A.	01/08/2019	
ALPHA ETF FTSE Athex Large Cap			Exchange Traded Funds (ETFs)
	ALPHA FINANCE INVESTMENT SERVICES SINGLE MEMBER SA	02/01/1900	
	NATIONAL SECURITIES SINGLE MEMBER SA	02/01/1900	
ADMIE (IPTO) HOLDING S.A. (CR)			Main Market
	EUROBANK EQUITIES INVESTMENT FIRM SINGLE MEMBER SA	24/05/2021	
	HELLENIC AMERICAN SECURITIES S.A.	09/03/2020	
	PIRAEUS SECURITIES S. A.	29/06/2017	
AEGEAN AIRLINES (CR)			Main Market
	EUROBANK EQUITIES INVESTMENT FIRM SINGLE MEMBER SA	22/09/2020	
ALPHA SERVICES HOLD (CR)			Main Market
	ALPHA FINANCE INVESTMENT SERVICES SINGLE MEMBER SA	29/02/2016	
	EUROBANK EQUITIES INVESTMENT FIRM SINGLE MEMBER SA	22/10/2006	
	HELLENIC AMERICAN SECURITIES S.A.	25/07/2014	
	LEON DEPOLAS SECURITIES S.A.	04/01/2016	
	MERIT SECURITIES S.A	03/09/2012	
	NATIONAL SECURITIES SINGLE MEMBER SA	02/01/1900	
	PIRAEUS SECURITIES S. A.	28/05/2009	
ALPHA TRUST HOLDINGS (CR)			Main Market
	EUROBANK EQUITIES INVESTMENT FIRM SINGLE MEMBER SA	06/02/2023	
	LEON DEPOLAS SECURITIES S.A.	04/01/2021	
ALUMIL (CR)			Main Market
	PIRAEUS SECURITIES S. A.	31/07/2023	
ANDROMEDA SA (CR)			Main Market
	BETA SECURITIES S.A.	15/02/2021	
	OPTIMA BANK S.A.	03/04/2023	
AS COMPANY SA (CR)			Main Market
	EUROBANK EQUITIES INVESTMENT FIRM SINGLE MEMBER SA	01/04/2019	
	PANTELAKIS SECURITIES S.A.	02/09/2024	
ATHENS INTL AIRPORT (CR)			Main Market
	PIRAEUS SECURITIES S. A.	03/06/2024	
ATTICA BANK S.A. (CR)			Main Market
	EUROXX SECURITIES S.A.	22/01/2016	
AUSTRIACARD (CB)			Main Market
	BETA SECURITIES S.A.	23/03/2023	
	EUROXX SECURITIES S.A.	10/06/2024	
	PIRAEUS SECURITIES S. A.	02/08/2024	
AUTOHELLAS SA (CR)			Main Market
	ALPHA FINANCE INVESTMENT SERVICES SINGLE MEMBER SA	01/07/2019	
	EUROXX SECURITIES S.A.	02/07/2018	
AVAX S.A. (CR)			Main Market
	EUROBANK EQUITIES INVESTMENT FIRM SINGLE MEMBER SA	14/12/2015	
	OPTIMA BANK S.A.	04/09/2023	
	PIRAEUS SECURITIES S. A.	01/02/2021	
AVE (CR)			Main Market
	EUROXX SECURITIES S.A.	05/06/2020	
BRIQ PROPERTIES (CR)			Main Market
	EUROBANK EQUITIES INVESTMENT FIRM SINGLE MEMBER SA	09/09/2019	
	LEON DEPOLAS SECURITIES S.A.	22/02/2021	
	PIRAEUS SECURITIES S. A.	05/02/2024	
CC HBC AG (CR)			Main Market
	BETA SECURITIES S.A.	08/03/2021	
	NATIONAL SECURITIES SINGLE MEMBER SA	02/01/1900	
	PIRAEUS SECURITIES S. A.	04/05/2015	
CENERGY HOLDINGS (CB)			Main Market
	ALPHA FINANCE INVESTMENT SERVICES SINGLE MEMBER SA	02/01/2016	
	EUROBANK EQUITIES INVESTMENT FIRM SINGLE MEMBER SA	02/01/2016	
	OPTIMA BANK S.A.	14/03/2022	
	PANTELAKIS SECURITIES S.A.	27/12/2022	
CNL CAPITAL (CR)			Main Market
	MERIT SECURITIES S.A	01/10/2018	
DIMAND (CR)			Main Market
	EUROBANK EQUITIES INVESTMENT FIRM SINGLE MEMBER SA	08/08/2022	
	PANTELAKIS SECURITIES S.A.	15/05/2023	
EKTER SA (CR)			Main Market
	BETA SECURITIES S.A.	26/09/2022	
	EUROBANK EQUITIES INVESTMENT FIRM SINGLE MEMBER SA	16/10/2017	
	LEON DEPOLAS SECURITIES S.A.	21/05/2018	

## List of Stocks under Market Making operations

Securities	Stock Category
Market Maker	Start Market Making
<b>ELASTRON (CR)</b>	Main Market
LEON DEPOLAS SECURITIES S.A.	20/02/2017
<b>ELLAKTOR (CR)</b>	Main Market
ALPHA FINANCE INVESTMENT SERVICES SINGLE MEMBER SA	18/03/2019
EUROBANK EQUITIES INVESTMENT FIRM SINGLE MEMBER SA	01/06/2012
EUROXX SECURITIES S.A.	24/09/2018
NATIONAL SECURITIES SINGLE MEMBER SA	02/01/1900
PIRAEUS SECURITIES S. A.	22/10/2018
<b>ELTON SA (CR)</b>	Main Market
OPTIMA BANK S.A.	30/01/2023
<b>ELVALHALCOR (CR)</b>	Main Market
ALPHA FINANCE INVESTMENT SERVICES SINGLE MEMBER SA	07/05/2018
BETA SECURITIES S.A.	09/01/2023
EUROBANK EQUITIES INVESTMENT FIRM SINGLE MEMBER SA	07/05/2018
<b>EUROBANK HOLDINGS (CR)</b>	Main Market
ALPHA FINANCE INVESTMENT SERVICES SINGLE MEMBER SA	09/01/2006
EUROBANK EQUITIES INVESTMENT FIRM SINGLE MEMBER SA	01/06/2012
HELLENIC AMERICAN SECURITIES S.A.	25/07/2014
LEON DEPOLAS SECURITIES S.A.	30/11/2018
MERIT SECURITIES S.A	06/11/2017
NATIONAL SECURITIES SINGLE MEMBER SA	02/01/1900
PIRAEUS SECURITIES S. A.	28/09/2009
<b>EUROCONSULTANTS S.A. (CR)</b>	Main Market
EUROBANK EQUITIES INVESTMENT FIRM SINGLE MEMBER SA	22/07/2014
OPTIMA BANK S.A.	01/02/2023
<b>EYDAP S.A. (CR)</b>	Main Market
ALPHA FINANCE INVESTMENT SERVICES SINGLE MEMBER SA	27/01/2020
EUROBANK EQUITIES INVESTMENT FIRM SINGLE MEMBER SA	10/06/2019
<b>FOURLIS (CR)</b>	Main Market
EUROBANK EQUITIES INVESTMENT FIRM SINGLE MEMBER SA	01/12/2016
PIRAEUS SECURITIES S. A.	06/03/2017
<b>GEK TERNA (CR)</b>	Main Market
BETA SECURITIES S.A.	08/03/2021
EUROBANK EQUITIES INVESTMENT FIRM SINGLE MEMBER SA	24/05/2021
PIRAEUS SECURITIES S. A.	29/08/2019
<b>GR. SARANTIS S.A. (CR)</b>	Main Market
BETA SECURITIES S.A.	14/05/2012
EUROBANK EQUITIES INVESTMENT FIRM SINGLE MEMBER SA	24/10/2016
PIRAEUS SECURITIES S. A.	02/04/2024
<b>HELLENIC EXCHANGES-A.S.E. (CR)</b>	Main Market
HELLENIC AMERICAN SECURITIES S.A.	01/09/2014
NATIONAL SECURITIES SINGLE MEMBER SA	02/01/1900
PIRAEUS SECURITIES S. A.	04/05/2015
<b>HELLENIO ENERGY (CR)</b>	Main Market
ALPHA FINANCE INVESTMENT SERVICES SINGLE MEMBER SA	07/11/2023
EUROBANK EQUITIES INVESTMENT FIRM SINGLE MEMBER SA	01/11/2023
HELLENIC AMERICAN SECURITIES S.A.	14/09/2015
PIRAEUS SECURITIES S. A.	20/03/2017
<b>IDEAL HOLDINGS (CR)</b>	Main Market
EUROBANK EQUITIES INVESTMENT FIRM SINGLE MEMBER SA	07/06/2021
PIRAEUS SECURITIES S. A.	07/06/2021
<b>INTERCONTINENTAL (CR)</b>	Main Market
LEON DEPOLAS SECURITIES S.A.	03/06/2019
<b>INTERLIFE G.C.I.(CR)</b>	Main Market
PIRAEUS SECURITIES S. A.	22/01/2024
<b>INTERWOOD-XYLEMPORIA (CR)</b>	Main Market
EUROBANK EQUITIES INVESTMENT FIRM SINGLE MEMBER SA	05/07/2021
PANTELAKIS SECURITIES S.A.	01/07/2021
<b>INTRAKAT (CR)</b>	Main Market
BETA SECURITIES S.A.	04/10/2021
PANTELAKIS SECURITIES S.A.	10/10/2022
<b>JUMBO SA (CR)</b>	Main Market
BETA SECURITIES S.A.	01/02/2021
EUROBANK EQUITIES INVESTMENT FIRM SINGLE MEMBER SA	25/05/2020
MERIT SECURITIES S.A	06/11/2017
PIRAEUS SECURITIES S. A.	06/03/2017
<b>KLOUKINAS - LAPPAS SA (CR)</b>	Main Market
OPTIMA BANK S.A.	02/01/2023

## List of Stocks under Market Making operations

Securities	Stock Category
Market Maker	Start Market Making
<b>KRI-KRI S.A. (CR)</b>	<b>Main Market</b>
EUROBANK EQUITIES INVESTMENT FIRM SINGLE MEMBER SA	07/05/2018
PIRAEUS SECURITIES S. A.	11/12/2023
<b>LAMDA DEVELOPMENT SA (CR)</b>	<b>Main Market</b>
EUROBANK EQUITIES INVESTMENT FIRM SINGLE MEMBER SA	08/12/2014
PANTELAKIS SECURITIES S.A.	06/11/2017
PIRAEUS SECURITIES S. A.	29/06/2017
<b>LAMPSA HOTEL SA (CR)</b>	<b>Main Market</b>
LEON DEPOLAS SECURITIES S.A.	16/01/2017
<b>METLEN ENERGY &amp; METALS (CR)</b>	<b>Main Market</b>
ALPHA FINANCE INVESTMENT SERVICES SINGLE MEMBER SA	15/04/2019
BETA SECURITIES S.A.	11/04/2022
EUROBANK EQUITIES INVESTMENT FIRM SINGLE MEMBER SA	20/09/2017
MERIT SECURITIES S.A	25/02/2019
NATIONAL SECURITIES SINGLE MEMBER SA	02/01/1900
PIRAEUS SECURITIES S. A.	04/05/2015
<b>MOTODYNAMICS S.A. (CR)</b>	<b>Main Market</b>
ALPHA FINANCE INVESTMENT SERVICES SINGLE MEMBER SA	12/08/2024
OPTIMA BANK S.A.	25/08/2023
<b>MOTOR OIL (CR)</b>	<b>Main Market</b>
BETA SECURITIES S.A.	08/03/2021
EUROBANK EQUITIES INVESTMENT FIRM SINGLE MEMBER SA	22/10/2006
LEON DEPOLAS SECURITIES S.A.	01/04/2019
MERIT SECURITIES S.A	25/02/2019
NATIONAL SECURITIES SINGLE MEMBER SA	02/01/1900
PIRAEUS SECURITIES S. A.	04/05/2015
<b>MPLE KEDROS (CR)</b>	<b>Main Market</b>
OPTIMA BANK S.A.	16/10/2023
OPTIMA BANK S.A.	08/11/2023
<b>NAFPAKTOS TEXTILE (CR)</b>	<b>Main Market</b>
OPTIMA BANK S.A.	29/01/2024
<b>NATIONAL BANK (CR)</b>	<b>Main Market</b>
ALPHA FINANCE INVESTMENT SERVICES SINGLE MEMBER SA	09/01/2006
EUROBANK EQUITIES INVESTMENT FIRM SINGLE MEMBER SA	22/10/2006
HELLENIC AMERICAN SECURITIES S.A.	25/07/2014
LEON DEPOLAS SECURITIES S.A.	20/05/2015
MERIT SECURITIES S.A	03/09/2012
NATIONAL SECURITIES SINGLE MEMBER SA	02/01/1900
PIRAEUS SECURITIES S. A.	08/09/2008
<b>NOVAL PROPERTY REIC (CR)</b>	<b>Main Market</b>
ALPHA FINANCE INVESTMENT SERVICES SINGLE MEMBER SA	05/06/2024
PIRAEUS SECURITIES S. A.	05/06/2024
<b>OPAP (CR)</b>	<b>Main Market</b>
ALPHA FINANCE INVESTMENT SERVICES SINGLE MEMBER SA	09/01/2006
EUROBANK EQUITIES INVESTMENT FIRM SINGLE MEMBER SA	22/10/2006
HELLENIC AMERICAN SECURITIES S.A.	25/07/2014
MERIT SECURITIES S.A	20/03/2017
NATIONAL SECURITIES SINGLE MEMBER SA	02/01/1900
PIRAEUS SECURITIES S. A.	04/05/2015
<b>OPTIMA BANK (CR)</b>	<b>Main Market</b>
ALPHA FINANCE INVESTMENT SERVICES SINGLE MEMBER SA	12/12/2023
EUROBANK EQUITIES INVESTMENT FIRM SINGLE MEMBER SA	11/12/2023
OPTIMA BANK S.A.	06/11/2023
<b>ORILINA PROPERTIES REIC (CR)</b>	<b>Main Market</b>
EUROBANK EQUITIES INVESTMENT FIRM SINGLE MEMBER SA	11/12/2023
LEON DEPOLAS SECURITIES S.A.	11/12/2023
<b>OTE (CR)</b>	<b>Main Market</b>
ALPHA FINANCE INVESTMENT SERVICES SINGLE MEMBER SA	09/01/2006
EUROBANK EQUITIES INVESTMENT FIRM SINGLE MEMBER SA	22/10/2006
HELLENIC AMERICAN SECURITIES S.A.	25/07/2014
LEON DEPOLAS SECURITIES S.A.	20/04/2015
MERIT SECURITIES S.A	20/03/2017
NATIONAL SECURITIES SINGLE MEMBER SA	02/01/1900
PIRAEUS SECURITIES S. A.	08/09/2008
<b>P.P.A. S.A. (CR)</b>	<b>Main Market</b>
EUROBANK EQUITIES INVESTMENT FIRM SINGLE MEMBER SA	06/02/2019
<b>PAPOUTSANIS (CR)</b>	<b>Main Market</b>
ALPHA FINANCE INVESTMENT SERVICES SINGLE MEMBER SA	19/11/2018
BETA SECURITIES S.A.	25/11/2013

## List of Stocks under Market Making operations

Securities	Market Maker	Start Market Making	Stock Category
<b>PERFORMANCE TECHNOLOGIES (CR)</b>			Main Market
	EUROBANK EQUITIES INVESTMENT FIRM SINGLE MEMBER SA	22/02/2021	
	PANTELAKIS SECURITIES S.A.	08/03/2021	
<b>PETROPOULOS PETROS (CR)</b>			Main Market
	EUROBANK EQUITIES INVESTMENT FIRM SINGLE MEMBER SA	01/04/2019	
	PANTELAKIS SECURITIES S.A.	16/03/2020	
<b>PIRAEUS FINANCIAL HOLD (CR)</b>			Main Market
	ALPHA FINANCE INVESTMENT SERVICES SINGLE MEMBER SA	15/04/2019	
	EUROBANK EQUITIES INVESTMENT FIRM SINGLE MEMBER SA	22/10/2006	
	EUROXX SECURITIES S.A.	15/02/2016	
	HELLENIC AMERICAN SECURITIES S.A.	25/07/2014	
	LEON DEPOLAS SECURITIES S.A.	30/11/2018	
	MERIT SECURITIES S.A	16/09/2013	
	NATIONAL SECURITIES SINGLE MEMBER SA	02/01/1900	
	PIRAEUS SECURITIES S. A.	16/02/2009	
<b>PPC (CR)</b>			Main Market
	ALPHA FINANCE INVESTMENT SERVICES SINGLE MEMBER SA	09/01/2006	
	BETA SECURITIES S.A.	01/02/2021	
	EUROBANK EQUITIES INVESTMENT FIRM SINGLE MEMBER SA	22/10/2006	
	HELLENIC AMERICAN SECURITIES S.A.	01/09/2014	
	MERIT SECURITIES S.A	06/11/2017	
	NATIONAL SECURITIES SINGLE MEMBER SA	02/01/1900	
	PIRAEUS SECURITIES S. A.	28/09/2009	
<b>PREMIA (CR)</b>			Main Market
	BETA SECURITIES S.A.	01/06/2021	
	LEON DEPOLAS SECURITIES S.A.	05/12/2022	
	PANTELAKIS SECURITIES S.A.	23/12/2021	
	VIGOR FINANCE INVESTMENT SERVICES S.A.	16/09/2024	
<b>PROFILE SA (CR)</b>			Main Market
	OPTIMA BANK S.A.	03/04/2023	
	PANTELAKIS SECURITIES S.A.	01/07/2019	
<b>QUALITY &amp; RELIABILITY SA (CR)</b>			Main Market
	OPTIMA BANK S.A.	03/01/2023	
<b>QUEST HOLDINGS (CR)</b>			Main Market
	BETA SECURITIES S.A.	26/03/2018	
	EUROBANK EQUITIES INVESTMENT FIRM SINGLE MEMBER SA	28/01/2019	
<b>REVOIL (CR)</b>			Main Market
	BETA SECURITIES S.A.	26/06/2023	
	OPTIMA BANK S.A.	15/04/2024	
<b>SIDMA STEEL (CR)</b>			Main Market
	OPTIMA BANK S.A.	25/05/2023	
<b>SPACE HELLAS SA (CR)</b>			Main Market
	MERIT SECURITIES S.A	09/12/2022	
<b>TECHNICAL OLYMPIC SA (CR)</b>			Main Market
	BETA SECURITIES S.A.	04/04/2022	
	OPTIMA BANK S.A.	05/07/2023	
<b>TERNA ENERGY (CR)</b>			Main Market
	EUROBANK EQUITIES INVESTMENT FIRM SINGLE MEMBER SA	24/05/2021	
	PIRAEUS SECURITIES S. A.	09/12/2019	
<b>THRACE PLASTICS SA (CR)</b>			Main Market
	ALPHA FINANCE INVESTMENT SERVICES SINGLE MEMBER SA	26/03/2018	
	LEON DEPOLAS SECURITIES S.A.	28/03/2024	
	PIRAEUS SECURITIES S. A.	02/04/2024	
<b>TITAN CEMENT (CB)</b>			Main Market
	BETA SECURITIES S.A.	01/02/2021	
	EUROBANK EQUITIES INVESTMENT FIRM SINGLE MEMBER SA	06/11/2019	
	PIRAEUS SECURITIES S. A.	18/01/2021	
<b>TRADE ESTATES REIC (CR)</b>			Main Market
	EUROBANK EQUITIES INVESTMENT FIRM SINGLE MEMBER SA	10/11/2023	
	EUROBANK EQUITIES INVESTMENT FIRM SINGLE MEMBER SA	08/11/2023	
	PANTELAKIS SECURITIES S.A.	10/11/2023	
	PANTELAKIS SECURITIES S.A.	08/11/2023	
<b>TZIRAKIAN PROFIL (CR)</b>			Main Market
	LEON DEPOLAS SECURITIES S.A.	19/07/2021	
<b>VIOHALCO SA/NV (CB)</b>			Main Market
	ALPHA FINANCE INVESTMENT SERVICES SINGLE MEMBER SA	11/03/2008	
	EUROBANK EQUITIES INVESTMENT FIRM SINGLE MEMBER SA	04/03/2014	
	MERIT SECURITIES S.A	17/03/2014	

Underlying Asset				Derivatives Market													
Price max	Price min	Closing price	change	Delivery Month	Open price	Price max	Price min	Last price	Closing price	Last Bid	Last Ask	Fixing price*	Life high	Life low	Trades	Volume	Open Interest
<b>FTSE/Athex Large Cap</b>				(Trade Unit: 1 Index Point x 2E, Cash Settlement)													
3,466.04	3,443.93	3,466.04	0.44%	September 2024	3,455.00	3,464.50	3,445.50	3,464.50	3,464.50	---	---	---	3,600.75	---	111	1,815	3,094
				October 2024	3,460.00	3,468.00	3,447.00	3,468.00	3,468.00	---	---	---	3,540.00	---	172	2,096	1,130
				November 2024	3,451.00	3,451.00	3,451.00	3,451.00	3,451.00	---	---	---	3,451.00	---	1	20	20
				December 2024	---	---	---	---	3,469.00	---	---	---	---	---	---	---	---
				March 2025	---	---	---	---	3,486.25	---	---	---	---	---	---	---	---
				June 2025	---	---	---	---	3,503.75	---	---	---	---	---	---	---	---
<b>FTSE/Athex Banks</b>				(Trade Unit: 1 Index Point x 15E, Cash Settlement)													
1,233.90	1,222.27	1,230.31	0.46%	September 2024	1,227.50	1,227.50	1,227.50	1,227.50	1,227.50	---	---	---	1,332.75	---	5	401	1,019
				December 2024	1,243.50	1,244.00	1,240.00	1,240.00	1,240.00	---	---	---	1,244.00	---	6	411	299
				March 2025	---	---	---	---	1,237.25	---	---	---	---	---	---	---	---
				June 2025	---	---	---	---	1,243.50	---	---	---	---	---	---	---	---
<b>MSCI GREECE REBASED</b>				(Trade Unit: 1 Index Point x 2E, Cash Settlement)													
5,384.20	5,343.34	5,376.99	0.55%	September 2024	5,219.00	5,219.00	5,219.00	5,219.00	5,219.00	---	---	---	5,516.00	---	1	3	3
				October 2024	5,241.00	5,241.00	5,241.00	5,241.00	5,241.00	---	---	---	5,515.50	---	1	3	10
				November 2024	---	---	---	---	5,270.00	---	---	---	5,516.00	---	---	---	10
				December 2024	---	---	---	---	5,375.75	---	---	---	---	---	---	---	---
				January 2025	---	---	---	---	5,384.00	---	---	---	---	---	---	---	---
				February 2025	---	---	---	---	5,394.50	---	---	---	---	---	---	---	---
				March 2025	---	---	---	---	5,402.75	---	---	---	---	---	---	---	---
				June 2025	---	---	---	---	5,429.75	---	---	---	---	---	---	---	---

Derivatives notes

Fixing prices and final open positions can be retrieved from the following path <http://www.helex.gr/el/web/guest/statistics-end-of-day-derivatives>

Underlying Asset				Derivatives Market													
Price max	Price min	Closing price	change	Delivery Month	Open price	Price max	Price min	Last price	Closing price	Last Bid	Last Ask	Fixing price*	Life high	Life low	Trades	Volume	Open Interest
<b>ADMIE (IPTO) HOLDING S.A. (CR)</b>				(Contract Size: 100 Securities, Physical Delivery)													
2.275	2.24	2.26	0.22%	September 2024	2.25	2.26	2.24	2.25	2.25	---	---	---	2.39	---	44	4,379	20,667
				December 2024	2.28	2.29	2.27	2.29	2.29	---	---	---	2.30	---	47	4,471	2,211
				March 2025	---	---	---	---	2.28	---	---	---	---	---	---	---	---
				June 2025	---	---	---	---	2.29	---	---	---	---	---	---	---	---
<b>AEGEAN AIRLINES (CR)</b>				(Contract Size: 100 Securities, Physical Delivery)													
10.75	10.6	10.71	0.94%	September 2024	10.61	10.74	10.61	10.71	10.71	---	---	---	12.49	---	43	1,124	2,751
				December 2024	10.72	11.00	10.72	11.00	11.00	---	---	---	12.12	---	30	1,065	852
				March 2025	---	---	---	---	10.72	---	---	---	---	---	---	---	---
				June 2025	---	---	---	---	10.77	---	---	---	---	---	---	---	---
<b>ALPHA SERVICES HOLD (CR)</b>				(Contract Size: 100 Securities, Physical Delivery)													
1.572	1.54	1.5715	1.42%	September 2024	1.55	1.57	1.54	1.57	1.57	---	---	---	1.79	---	293	51,131	133,918
				December 2024	1.57	1.59	1.56	1.59	1.59	---	---	---	1.73	---	257	51,204	26,933
				March 2025	---	---	---	---	1.57	---	---	---	---	---	---	---	---
				June 2025	---	---	---	---	1.57	---	---	---	---	---	---	---	---
<b>ATHENS INTL AIRPORT (CR)</b>				(Contract Size: 100 Securities, Physical Delivery)													
7.714	7.662	7.67	-0.13%	September 2024	7.65	7.70	7.65	7.70	7.70	---	---	---	8.41	---	14	313	993
				December 2024	7.74	7.79	7.71	7.79	7.79	---	---	---	7.85	---	10	297	130
				March 2025	---	---	---	---	7.76	---	---	---	---	---	---	---	---
				June 2025	---	---	---	---	7.80	---	---	---	---	---	---	---	---
<b>AUTOHELLAS SA (CR)</b>				(Contract Size: 100 Securities, Physical Delivery)													
11.16	10.98	11.16	-0.18%	September 2024	---	---	---	---	10.61	---	---	---	12.13	---	---	---	92
				December 2024	---	---	---	---	10.74	---	---	---	11.06	---	---	---	102
				March 2025	---	---	---	---	11.30	---	---	---	---	---	---	---	---
				June 2025	---	---	---	---	11.35	---	---	---	---	---	---	---	---
<b>AVAX S.A. (CR)</b>				(Contract Size: 100 Securities, Physical Delivery)													
1.354	1.33	1.338	-0.74%	September 2024	1.34	1.34	1.34	1.34	1.34	---	---	---	1.50	---	5	54	513
				December 2024	1.36	1.36	1.36	1.36	1.36	---	---	---	1.37	---	5	53	138
				March 2025	---	---	---	---	1.36	---	---	---	---	---	---	---	---
				June 2025	---	---	---	---	1.37	---	---	---	---	---	---	---	---
<b>CC HBC AG (CR)</b>				(Contract Size: 100 Securities, Physical Delivery)													
33.6	33.18	33.6	-0.71%	September 2024	34.11	34.11	33.12	33.29	33.29	---	---	---	34.11	---	11	65	122
				December 2024	34.12	34.28	34.12	34.28	34.28	---	---	---	34.28	---	8	55	6
				March 2025	---	---	---	---	34.19	---	---	---	---	---	---	---	---
				June 2025	---	---	---	---	34.36	---	---	---	---	---	---	---	---

Derivatives notes

Fixing prices and final open positions can be retrieved from the following path <http://www.helex.gr/el/web/guest/statistics-end-of-day-derivatives>

Underlying Asset				Derivatives Market													
Price max	Price min	Closing price	change	Delivery Month	Open price	Price max	Price min	Last price	Closing price	Last Bid	Last Ask	Fixing price*	Life high	Life low	Trades	Volume	Open Interest
<b>CENERGY HOLDINGS (CB)</b>				(Contract Size: 100 Securities, Physical Delivery)													
9.83	9.59	9.83	2.08%	September 2024	9.63	9.79	9.63	9.79	9.79	---	---	---	10.17	---	45	2,882	3,868
				December 2024	9.62	9.83	9.62	9.82	9.82	---	---	---	9.83	---	53	2,837	297
				March 2025	---	---	---	---	9.73	---	---	---	---	---	---	---	---
				June 2025	---	---	---	---	9.78	---	---	---	---	---	---	---	---
<b>ELLAKTOR (CR)</b>				(Contract Size: 124 Securities, Physical Delivery)													
1.98	1.964	1.966	-0.71%	September 2024	1.97	1.97	1.96	1.97	1.97	---	---	---	2.13	1.79	27	300	2,596
				December 2024	1.98	2.00	1.98	1.99	1.99	---	---	---	2.03	---	21	168	628
				March 2025	---	---	---	---	2.00	---	---	---	---	---	---	---	---
				June 2025	---	---	---	---	2.01	---	---	---	---	---	---	---	---
<b>ELVALHALCOR (CR)</b>				(Contract Size: 100 Securities, Physical Delivery)													
1.87	1.842	1.856	0.32%	September 2024	1.87	1.87	1.85	1.86	1.86	---	---	---	2.04	---	49	1,067	3,941
				December 2024	1.88	1.89	1.87	1.88	1.88	---	---	---	1.91	---	48	1,070	357
				March 2025	---	---	---	---	1.87	---	---	---	---	---	---	---	---
				June 2025	---	---	---	---	1.88	---	---	---	---	---	---	---	---
<b>EUROBANK HOLDINGS (CR)</b>				(Contract Size: 100 Securities, Physical Delivery)													
1.9895	1.9685	1.9685	-0.58%	September 2024	1.98	1.99	1.97	1.97	1.97	---	---	---	2.19	---	98	5,505	13,959
				December 2024	1.99	2.01	1.97	1.99	1.99	---	---	---	2.28	---	136	5,857	7,413
				March 2025	---	---	---	---	2.00	---	---	---	---	---	---	---	---
				June 2025	---	---	---	---	2.01	---	---	---	---	---	---	---	---
<b>EYDAP S.A. (CR)</b>				(Contract Size: 100 Securities, Physical Delivery)													
5.62	5.5	5.56	-1.42%	September 2024	5.62	5.62	5.55	5.55	5.55	---	---	---	5.90	---	13	625	4,083
				December 2024	5.69	5.69	5.60	5.64	5.64	---	---	---	5.71	---	16	641	3,014
				March 2025	---	---	---	---	5.70	---	---	---	---	---	---	---	---
				June 2025	---	---	---	---	5.73	---	---	---	---	---	---	---	---
<b>FOURLIS (CR)</b>				(Contract Size: 100 Securities, Physical Delivery)													
3.995	3.96	3.975	-0.38%	September 2024	4.01	4.01	3.96	3.97	3.97	---	---	---	4.19	---	12	101	721
				December 2024	4.01	4.05	4.01	4.02	4.02	---	---	---	4.06	---	10	93	237
				March 2025	---	---	---	---	4.03	---	---	---	---	---	---	---	---
				June 2025	---	---	---	---	4.05	---	---	---	---	---	---	---	---
<b>GEK TERNA (CR)</b>				(Contract Size: 101 Securities, Physical Delivery)													
17.38	17.24	17.38	0.58%	September 2024	17.32	17.33	17.25	17.33	17.33	---	---	---	17.73	16.99	161	2,671	8,287
				December 2024	17.48	17.54	17.47	17.51	17.51	---	---	---	17.79	---	62	2,318	3,747
				March 2025	---	---	---	---	17.46	---	---	---	---	---	---	---	---
				June 2025	---	---	---	---	17.55	---	---	---	---	---	---	---	---

Derivatives notes

Fixing prices and final open positions can be retrieved from the following path <http://www.helex.gr/el/web/guest/statistics-end-of-day-derivatives>



Underlying Asset				Derivatives Market													
Price max	Price min	Closing price	change	Delivery Month	Open price	Price max	Price min	Last price	Closing price	Last Bid	Last Ask	Fixing price*	Life high	Life low	Trades	Volume	Open Interest
<b>HELLENIC EXCHANGES-A.S.E. (CR)</b>				(Contract Size: 100 Securities, Physical Delivery)													
4.55	4.475	4.5	0.67%	September 2024	4.49	4.55	4.49	4.51	4.51	---	---	---	5.25	---	42	1,271	3,499
				December 2024	4.54	4.61	4.54	4.56	4.56	---	---	---	4.69	---	36	1,223	374
				March 2025	---	---	---	---	4.52	---	---	---	---	---	---	---	---
				June 2025	---	---	---	---	4.54	---	---	---	---	---	---	---	---
<b>HELLENIQ ENERGY (CR)</b>				(Contract Size: 100 Securities, Physical Delivery)													
7.1	7.025	7.04	-0.07%	September 2024	7.02	7.07	7.02	7.05	7.05	---	---	---	8.40	---	50	467	4,734
				December 2024	7.13	7.16	7.10	7.13	7.13	---	---	---	7.35	---	42	425	1,689
				March 2025	---	---	---	---	7.12	---	---	---	---	---	---	---	---
				June 2025	---	---	---	---	7.15	---	---	---	---	---	---	---	---
<b>INTRACOM HOLDINGS (CR)</b>				(Contract Size: 102 Securities, Physical Delivery)													
3.1	3.02	3.035	-0.16%	September 2024	3.05	3.05	3.03	3.04	3.04	---	---	---	3.55	2.80	41	1,064	6,457
				December 2024	3.07	3.09	3.06	3.09	3.09	---	---	---	3.26	---	18	982	1,126
				March 2025	---	---	---	---	3.07	---	---	---	---	---	---	---	---
				June 2025	---	---	---	---	3.09	---	---	---	---	---	---	---	---
<b>INTRAKAT (CR)</b>				(Contract Size: 100 Securities, Physical Delivery)													
4.995	4.945	4.97	-0.60%	September 2024	4.96	4.98	4.90	4.90	4.90	---	---	---	5.24	---	27	983	2,003
				December 2024	5.00	5.01	4.97	4.97	4.97	---	---	---	5.07	---	75	1,015	348
				March 2025	---	---	---	---	5.05	---	---	---	---	---	---	---	---
				June 2025	---	---	---	---	5.08	---	---	---	---	---	---	---	---
<b>JUMBO SA (CR)</b>				(Contract Size: 100 Securities, Physical Delivery)													
24.72	24.24	24.72	1.81%	September 2024	24.50	24.58	24.43	24.58	24.58	---	---	---	26.97	---	26	109	302
				December 2024	24.51	24.70	24.49	24.59	24.59	---	---	---	24.70	---	21	108	23
				March 2025	---	---	---	---	24.53	---	---	---	---	---	---	---	---
				June 2025	---	---	---	---	24.65	---	---	---	---	---	---	---	---
<b>LAMDA DEVELOPMENT SA (CR)</b>				(Contract Size: 100 Securities, Physical Delivery)													
7.27	7.09	7.25	1.97%	September 2024	7.09	7.26	7.09	7.22	7.22	---	---	---	7.68	---	58	1,029	4,643
				December 2024	7.20	7.35	7.17	7.31	7.31	---	---	---	7.35	---	42	960	3,482
				March 2025	---	---	---	---	7.18	---	---	---	---	---	---	---	---
				June 2025	---	---	---	---	7.22	---	---	---	---	---	---	---	---
<b>METLEN ENERGY &amp; METALS (CR)</b>				(Contract Size: 100 Securities, Physical Delivery)													
33.78	33.32	33.78	1.02%	September 2024	33.70	33.70	33.35	33.68	33.68	---	---	---	38.35	---	130	732	3,638
				December 2024	33.68	34.12	33.68	34.06	34.06	---	---	---	36.20	---	63	575	784
				March 2025	---	---	---	---	33.79	---	---	---	---	---	---	---	---
				June 2025	---	---	---	---	33.95	---	---	---	---	---	---	---	---

Derivatives notes

Fixing prices and final open positions can be retrieved from the following path <http://www.helex.gr/el/web/guest/statistics-end-of-day-derivatives>

Underlying Asset				Derivatives Market													
Price max	Price min	Closing price	change	Delivery Month	Open price	Price max	Price min	Last price	Closing price	Last Bid	Last Ask	Fixing price*	Life high	Life low	Trades	Volume	Open Interest
<b>MIG (CR)</b>				(Contract Size: 100 Securities, Physical Delivery)													
3.4	3.38	3.435	0.00%	September 2024	3.37	3.37	3.37	3.37	3.37	---	---	---	3.94	---	3	20	88
				December 2024	3.41	3.41	3.41	3.41	3.41	---	---	---	3.50	---	2	15	33
				March 2025	---	---	---	---	3.47	---	---	---	---	---	---	---	---
				June 2025	---	---	---	---	3.49	---	---	---	---	---	---	---	---
<b>MOTOR OIL (CR)</b>				(Contract Size: 100 Securities, Physical Delivery)													
21.72	21.54	21.6	-0.09%	September 2024	21.66	21.70	21.56	21.62	21.62	---	---	---	26.50	---	98	891	4,381
				December 2024	21.88	21.96	21.80	21.88	21.88	---	---	---	22.59	---	74	796	1,590
				March 2025	---	---	---	---	21.84	---	---	---	---	---	---	---	---
				June 2025	---	---	---	---	21.95	---	---	---	---	---	---	---	---
<b>NATIONAL BANK (CR)</b>				(Contract Size: 100 Securities, Physical Delivery)													
7.474	7.32	7.46	1.03%	September 2024	7.40	7.47	7.34	7.46	7.46	---	---	---	8.36	---	121	2,713	13,437
				December 2024	7.41	7.55	7.41	7.55	7.55	---	---	---	8.20	---	125	2,682	5,569
				March 2025	---	---	---	---	7.46	---	---	---	---	---	---	---	---
				June 2025	---	---	---	---	7.50	---	---	---	---	---	---	---	---
<b>OPAP (CR)</b>				(Contract Size: 102 Securities, Physical Delivery)													
15.95	15.81	15.85	-0.63%	September 2024	15.87	15.90	15.80	15.88	15.88	---	---	---	16.29	---	47	488	895
				December 2024	15.48	15.49	15.40	15.44	15.44	---	---	---	16.38	---	40	512	235
				March 2025	---	---	---	---	16.11	---	---	---	---	---	---	---	---
				June 2025	---	---	---	---	16.20	---	---	---	---	---	---	---	---
<b>OPTIMA BANK (CR)</b>				(Contract Size: 100 Securities, Physical Delivery)													
13.04	12.86	13	0.00%	September 2024	13.01	13.01	12.91	12.91	12.91	---	---	---	13.13	---	8	53	55
				December 2024	12.96	12.96	12.82	12.83	12.83	---	---	---	12.96	---	6	55	5
				March 2025	---	---	---	---	13.13	---	---	---	---	---	---	---	---
				June 2025	---	---	---	---	13.20	---	---	---	---	---	---	---	---
<b>OTE (CR)</b>				(Contract Size: 100 Securities, Physical Delivery)													
15.1	14.96	15.1	0.40%	September 2024	15.09	15.10	15.05	15.10	15.10	---	---	---	15.32	---	67	715	2,754
				December 2024	15.26	15.27	15.21	15.25	15.25	---	---	---	15.27	---	57	670	523
				March 2025	---	---	---	---	15.20	---	---	---	---	---	---	---	---
				June 2025	---	---	---	---	15.27	---	---	---	---	---	---	---	---
<b>P.P.A. S.A. (CR)</b>				(Contract Size: 100 Securities, Physical Delivery)													
27.1	26.85	26.9	-0.37%	September 2024	---	---	---	---	27.17	---	---	---	27.33	---	---	---	22
				December 2024	---	---	---	---	27.37	---	---	---	27.24	---	---	---	48
				March 2025	---	---	---	---	27.28	---	---	---	---	---	---	---	---
				June 2025	---	---	---	---	27.42	---	---	---	---	---	---	---	---

Derivatives notes

Fixing prices and final open positions can be retrieved from the following path <http://www.helex.gr/el/web/guest/statistics-end-of-day-derivatives>

Underlying Asset				Derivatives Market													
Price max	Price min	Closing price	change	Delivery Month	Open price	Price max	Price min	Last price	Closing price	Last Bid	Last Ask	Fixing price*	Life high	Life low	Trades	Volume	Open Interest
<b>PIRAEUS FINANCIAL HOLD (CR)</b>				(Contract Size: 100 Securities, Physical Delivery)													
3.879	3.843	3.86	0.26%	September 2024	3.86	3.87	3.84	3.87	3.87	---	---	---	4.06	---	233	12,881	56,521
				December 2024	3.90	3.92	3.89	3.90	3.90	---	---	---	4.08	---	210	11,708	10,371
				March 2025	---	---	---	---	3.89	---	---	---	---	---	---	---	---
				June 2025	---	---	---	---	3.91	---	---	---	---	---	---	---	---
<b>PPC (CR)</b>				(Contract Size: 100 Securities, Physical Delivery)													
11.46	11.3	11.34	0.53%	September 2024	11.34	11.46	11.31	11.37	11.37	---	---	---	11.90	---	208	4,891	19,211
				December 2024	11.46	11.60	11.42	11.48	11.48	---	---	---	11.96	---	178	4,415	7,901
				March 2025	---	---	---	---	11.40	---	---	---	---	---	---	---	---
				June 2025	---	---	---	---	11.45	---	---	---	---	---	---	---	---
<b>QUEST HOLDINGS (CR)</b>				(Contract Size: 100 Securities, Physical Delivery)													
5.34	5.23	5.27	0.38%	September 2024	5.23	5.23	5.23	5.23	5.23	---	---	---	5.38	---	2	12	122
				December 2024	5.17	5.30	5.17	5.30	5.30	---	---	---	5.34	---	2	12	33
				March 2025	---	---	---	---	5.30	---	---	---	---	---	---	---	---
				June 2025	---	---	---	---	5.33	---	---	---	---	---	---	---	---
<b>TERNA ENERGY (CR)</b>				(Contract Size: 100 Securities, Physical Delivery)													
19.43	19.38	19.42	0.10%	September 2024	19.40	19.42	19.40	19.42	19.42	---	---	---	19.55	---	56	6,790	12,875
				December 2024	19.58	19.66	19.58	19.63	19.63	---	---	---	19.66	---	26	6,393	7,161
				March 2025	---	---	---	---	19.60	---	---	---	---	---	---	---	---
				June 2025	---	---	---	---	19.70	---	---	---	---	---	---	---	---
<b>TITAN CEMENT (CB)</b>				(Contract Size: 100 Securities, Physical Delivery)													
32.95	32.1	32.95	2.65%	September 2024	32.39	32.67	32.36	32.67	32.67	---	---	---	33.56	---	32	158	375
				December 2024	32.59	32.77	32.57	32.77	32.77	---	---	---	32.77	---	18	117	114
				March 2025	---	---	---	---	32.43	---	---	---	---	---	---	---	---
				June 2025	---	---	---	---	32.59	---	---	---	---	---	---	---	---
<b>VIOHALCO SA/NV (CB)</b>				(Contract Size: 100 Securities, Physical Delivery)													
5.6	5.53	5.57	0.36%	September 2024	5.54	5.59	5.54	5.58	5.58	---	---	---	6.50	---	32	867	3,474
				December 2024	5.61	5.69	5.60	5.69	5.69	---	---	---	6.15	---	29	862	880
				March 2025	---	---	---	---	5.61	---	---	---	---	---	---	---	---
				June 2025	---	---	---	---	5.64	---	---	---	---	---	---	---	---

Derivatives notes

Fixing prices and final open positions can be retrieved from the following path <http://www.helex.gr/el/web/guest/statistics-end-of-day-derivatives>

FTSE/Athex Large Cap

(Trade Unit: 1 Index Point x 2€ - Exercise Style: European, Cash Settlement)

Call Options																Put Options																				
September 2024								October 2024								Other Months		September 2024								October 2024								Other Months		Exercise Price
Open price	Price max	Price min	Last price	Closing price	Volume	Open Interest	Open price	Price max	Price min	Last price	Closing price	Volume	Open Interest	Volume	Open Interest	Open price	Price max	Price min	Last price	Closing price	Volume	Open Interest	Open price	Price max	Price min	Last price	Closing price	Volume	Open Interest	Volume	Open Interest					
2,450	0.00	0.00	0.00	-	996.00	-	-	-	-	-	-	-	-	-	-	0.00	0.00	0.00	-	0.01	-	-	-	-	-	-	-	-	-	-	-	2,450				
2,500	0.00	0.00	0.00	-	946.00	-	-	-	-	-	-	-	-	-	-	0.00	0.00	0.00	-	0.01	-	-	-	-	-	-	-	-	-	-	-	2,500				
2,550	0.00	0.00	0.00	-	896.00	-	-	-	-	-	-	-	-	-	-	0.00	0.00	0.00	-	0.01	-	-	-	-	-	-	-	-	-	-	-	2,550				
2,600	0.00	0.00	0.00	-	846.00	-	-	-	-	-	-	-	-	-	-	0.00	0.00	0.00	-	0.01	-	-	-	-	-	-	-	-	-	-	-	2,600				
2,650	0.00	0.00	0.00	-	796.00	-	-	-	-	-	-	-	-	-	-	0.00	0.00	0.00	-	0.01	-	-	-	-	-	-	-	-	-	-	-	2,650				
2,700	0.00	0.00	0.00	-	746.00	-	-	-	-	-	-	-	-	-	-	0.00	0.00	0.00	-	0.02	-	-	-	-	-	-	-	-	-	-	-	2,700				
2,750	0.00	0.00	0.00	-	696.00	-	-	-	-	-	-	-	-	-	-	0.00	0.00	0.00	-	0.01	-	-	-	-	-	-	-	-	-	-	-	2,750				
2,800	0.00	0.00	0.00	-	646.00	-	-	-	-	-	-	-	-	-	-	0.00	0.00	0.00	-	0.01	-	-	-	-	-	-	-	-	-	-	-	2,800				
2,850	0.00	0.00	0.00	-	596.00	-	-	-	-	-	-	-	-	-	-	0.00	0.00	0.00	-	0.01	-	-	-	-	-	-	-	-	-	-	-	2,850				
2,900	0.00	0.00	0.00	-	546.00	-	-	-	-	-	-	-	-	-	-	0.00	0.00	0.00	-	0.01	-	-	-	-	-	-	-	-	-	-	-	2,900				
2,950	0.00	0.00	0.00	-	496.00	-	-	-	-	-	-	-	-	-	-	0.00	0.00	0.00	-	0.03	-	-	-	-	-	-	-	-	-	-	-	2,950				
3,000	0.00	0.00	0.00	-	446.00	-	-	0.00	0.00	0.00	-	452.00	-	-	-	0.00	0.00	0.00	-	0.01	-	-	0.00	0.00	0.00	-	0.96	-	-	-	3,000					
3,050	0.00	0.00	0.00	-	396.00	-	-	0.00	0.00	0.00	-	403.00	-	-	-	0.00	0.00	0.00	-	0.01	-	-	0.00	0.00	0.00	-	2.00	-	-	-	3,050					
3,100	0.00	0.00	0.00	-	346.00	-	-	0.00	0.00	0.00	-	355.00	-	-	-	0.00	0.00	0.00	-	0.01	-	-	0.00	0.00	0.00	-	3.80	-	-	-	3,100					
3,150	0.00	0.00	0.00	-	296.00	-	-	0.00	0.00	0.00	-	308.00	-	-	-	0.00	0.00	0.00	-	0.04	-	-	0.00	0.00	0.00	-	7.00	-	-	-	3,150					
3,200	0.00	0.00	0.00	-	246.00	-	-	0.00	0.00	0.00	-	263.00	-	-	-	0.00	0.00	0.00	-	0.01	-	-	0.00	0.00	0.00	-	12.00	-	-	-	3,200					
3,250	0.00	0.00	0.00	-	197.00	-	-	0.00	0.00	0.00	-	221.00	-	-	-	0.00	0.00	0.00	-	0.11	-	50	0.00	0.00	0.00	-	19.50	-	-	-	3,250					
3,300	0.00	0.00	0.00	-	147.00	-	20	0.00	0.00	0.00	-	182.00	-	-	-	0.00	0.00	0.00	-	0.78	-	40	0.00	0.00	0.00	-	30.00	-	-	-	3,300					
3,350	0.00	0.00	0.00	-	100.00	-	-	0.00	0.00	0.00	-	146.00	-	40	-	0.00	0.00	0.00	-	3.80	-	16	0.00	0.00	0.00	-	44.50	-	20	-	3,350					
3,400	0.00	0.00	0.00	-	59.50	-	1	0.00	0.00	0.00	-	115.00	-	20	-	0.00	0.00	0.00	-	13.00	-	142	59.00	59.00	59.00	59.00	59.00	20	40	-	3,400					
3,450	26.25	27.00	26.00	26.00	26.00	17	168	0.00	0.00	0.00	-	88.00	-	20	-	0.00	27.00	0.00	-	32.75	-	41	82.00	82.00	82.00	82.00	82.00	20	80	-	3,450					
3,500	8.50	8.50	8.50	8.50	8.50	2	25	0.00	0.00	0.00	-	66.00	-	20	-	0.00	8.50	0.00	-	65.00	-	121	107.00	107.00	107.00	107.00	107.00	1	20	-	3,500					
3,550	0.00	0.00	0.00	-	3.50	-	60	46.00	46.00	46.00	46.00	46.00	2	60	-	0.00	0.00	0.00	-	107.00	-	80	0.00	0.00	0.00	-	146.00	-	62	-	3,550					
3,600	0.00	0.00	0.00	-	0.80	-	20	0.00	0.00	0.00	-	34.00	-	40	-	0.00	0.00	0.00	-	154.00	-	-	0.00	0.00	0.00	-	182.00	-	-	-	3,600					
3,650	0.00	0.00	0.00	-	0.14	-	21	0.00	0.00	0.00	-	23.25	-	-	-	0.00	0.00	0.00	-	204.00	-	-	0.00	0.00	0.00	-	221.00	-	-	-	3,650					
3,700	0.00	0.00	0.00	-	0.02	-	-	0.00	0.00	0.00	-	15.75	-	-	-	0.00	0.00	0.00	-	253.00	-	-	0.00	0.00	0.00	-	263.00	-	-	-	3,700					
3,750	0.00	0.00	0.00	-	0.06	-	-	0.00	0.00	0.00	-	10.25	-	-	-	0.00	0.00	0.00	-	303.00	-	-	0.00	0.00	0.00	-	308.00	-	-	-	3,750					
3,800	0.00	0.00	0.00	-	0.01	-	-	0.00	0.00	0.00	-	6.50	-	-	-	0.00	0.00	0.00	-	353.00	-	-	0.00	0.00	0.00	-	354.00	-	-	-	3,800					
3,850	0.00	0.00	0.00	-	0.01	-	-	0.00	0.00	0.00	-	4.00	-	-	-	0.00	0.00	0.00	-	403.00	-	-	0.00	0.00	0.00	-	402.00	-	-	-	3,850					
3,900	0.00	0.00	0.00	-	0.02	-	-	0.00	0.00	0.00	-	2.40	-	-	-	0.00	0.00	0.00	-	453.00	-	-	0.00	0.00	0.00	-	450.00	-	-	-	3,900					
Totals:						19	315					2	200	0	0							0	490					41	222	0	0					
Number of Trades:						8						2		0								0					3		0							

ALPHA SERVICES HOLD (CR)

(Contract Size: 100 Securities, Exercise Style: American, Physical Delivery)

Call Options															Put Options																		
September 2024							October 2024							Other Months		September 2024					October 2024					Other Months		Exercise Price					
Exercise Price	Open price	Price max	Price min	Last price	Closing price	Volume	Open Interest	Open price	Price max	Price min	Last price	Closing price	Volume	Open Interest	Volume	Open Interest	Open price	Price max	Price min	Last price	Closing price	Volume	Open Interest	Open price	Price max	Price min	Last price		Closing price	Volume	Open Interest	Volume	Open Interest
0.850	0.000	0.000	0.000		0.700	-	-						-	-			0.000	0.000	0.000		0.001	-	-						-	-			0.009
0.900	0.000	0.000	0.000		0.650	-	-						-	-			0.000	0.000	0.000		0.002	-	-					-	-			0.009	
0.950	0.000	0.000	0.000		0.600	-	-						-	-			0.000	0.000	0.000		0.001	-	-					-	-			0.010	
1.000	0.000	0.000	0.000		0.550	-	-	0.000	0.000	0.000		0.552	-	-			0.000	0.000	0.000		0.001	-	-	0.000	0.000	0.000		0.001	-	-			0.010
1.100	0.000	0.000	0.000		0.450	-	-	0.000	0.000	0.000		0.452	-	-			0.000	0.000	0.000		0.001	-	-	0.000	0.000	0.000		0.001	-	-			0.011
1.200	0.000	0.000	0.000		0.350	-	-	0.000	0.000	0.000		0.353	-	-			0.000	0.000	0.000		0.001	-	-	0.000	0.000	0.000		0.001	-	-			0.012
1.300	0.000	0.000	0.000		0.251	-	-	0.000	0.000	0.000		0.257	-	-			0.000	0.000	0.000		0.005	-	-	0.000	0.000	0.000		0.004	-	-			0.013
1.400	0.000	0.000	0.000		0.155	-	-	0.000	0.000	0.000		0.169	-	-			0.000	0.000	0.000		0.005	-	-	0.000	0.000	0.000		0.017	-	-			0.014
1.500	0.000	0.000	0.000		0.077	-	-	0.000	0.000	0.000		0.099	-	-			0.000	0.000	0.000		0.027	-	-	0.000	0.000	0.000		0.046	-	-			0.015
1.600	0.000	0.000	0.000		0.028	-	-	0.000	0.000	0.000		0.051	-	-			0.000	0.000	0.000		0.078	-	-	0.000	0.000	0.000		0.098	-	-			0.016
1.700	0.000	0.000	0.000		0.007	-	-	0.000	0.000	0.000		0.023	-	-			0.000	0.000	0.000		0.157	-	-	0.000	0.000	0.000		0.170	-	-			0.017
1.800	0.000	0.000	0.000		0.001	-	-	0.000	0.000	0.000		0.009	-	-			0.000	0.000	0.000		0.251	-	-	0.000	0.000	0.000		0.257	-	-			0.018
1.900	0.000	0.000	0.000		0.001	-	-	0.000	0.000	0.000		0.003	-	-			0.000	0.000	0.000		0.350	-	-	0.000	0.000	0.000		0.351	-	-			0.019
2.000	0.000	0.000	0.000		0.001	-	-	0.000	0.000	0.000		0.001	-	-			0.000	0.000	0.000		0.450	-	-	0.000	0.000	0.000		0.450	-	-			0.020
2.200	0.000	0.000	0.000		0.001	-	-	0.000	0.000	0.000		0.001	-	-			0.000	0.000	0.000		0.650	-	-	0.000	0.000	0.000		0.650	-	-			0.022
2.400	0.000	0.000	0.000		0.001	-	-	0.000	0.000	0.000		0.001	-	-			0.000	0.000	0.000		0.850	-	-	0.000	0.000	0.000		0.850	-	-			0.024
2.600	0.000	0.000	0.000		0.001	-	-						-	-			0.000	0.000	0.000		1.05	-	-					-	-			0.026	
Totals:						0	0						0	0	0	0									0	0	0	0					
Number of Trades:						0							0				0.00									0				0			

NATIONAL BANK (CR)

(Contract Size: 100 Securities, Exercise Style: American, Physical Delivery)

Call Options														Put Options																		
September 2024							October 2024							Other Months		September 2024							October 2024							Other Months		Exercise Price
Open price	Price max	Price min	Last price	Closing price	Volume	Open Interest	Open price	Price max	Price min	Last price	Closing price	Volume	Open Interest	Volume	Open Interest	Open price	Price max	Price min	Last price	Closing price	Volume	Open Interest	Open price	Price max	Price min	Last price	Closing price	Volume	Open Interest	Volume	Open Interest	
3.400	0.000	0.000	0.000	3.98	-	-						-	-			0.000	0.000	0.000	0.001	-	-						-	-			0.034	
3.600	0.000	0.000	0.000	3.78	-	-						-	-			0.000	0.000	0.000	0.001	-	-						-	-			0.036	
3.800	0.000	0.000	0.000	3.58	-	-						-	-			0.000	0.000	0.000	0.001	-	-						-	-			0.038	
4.000	0.000	0.000	0.000	3.38	-	-						-	-			0.000	0.000	0.000	0.001	-	-						-	-			0.040	
4.400	0.000	0.000	0.000	2.98	-	-						-	-			0.000	0.000	0.000	0.001	-	-						-	-			0.044	
4.800	0.000	0.000	0.000	2.58	-	-						-	-			0.000	0.000	0.000	0.001	-	-						-	-			0.048	
5.200	0.000	0.000	0.000	2.18	-	-	0.000	0.000	0.000		2.19	-	-			0.000	0.000	0.000	0.001	-	-	0.000	0.000	0.000	0.001	-	-			0.052		
5.600	0.000	0.000	0.000	1.78	-	-	0.000	0.000	0.000		1.79	-	-			0.000	0.000	0.000	0.001	-	-	0.000	0.000	0.000	0.001	-	-			0.056		
6.000	0.000	0.000	0.000	1.38	-	-	0.000	0.000	0.000		1.40	-	-			0.000	0.000	0.000	0.001	-	-	0.000	0.000	0.000	0.008	-	-			0.060		
6.400	0.000	0.000	0.000	0.981	-	-	0.000	0.000	0.000		1.03	-	-			0.000	0.000	0.000	0.001	-	-	0.000	0.000	0.000	0.034	-	-			0.064		
6.800	0.000	0.000	0.000	0.583	-	-	0.000	0.000	0.000		0.694	-	-			0.000	0.000	0.000	0.001	-	6	0.000	0.000	0.000	0.102	-	-			0.068		
7.200	0.000	0.000	0.000	0.222	-	-	0.000	0.000	0.000		0.426	-	-			0.000	0.000	0.000	0.041	-	-	0.000	0.000	0.000	0.234	-	-			0.072		
7.600	0.000	0.000	0.000	0.034	-	-	0.000	0.000	0.000		0.235	-	-			0.000	0.000	0.000	0.253	-	-	0.000	0.000	0.000	0.443	-	-			0.076		
8.000	0.000	0.000	0.000	0.001	-	-	0.000	0.000	0.000		0.119	-	4			0.000	0.000	0.000	0.621	-	-	0.000	0.000	0.000	0.727	-	-			0.080		
8.400	0.000	0.000	0.000	0.003	-	-	0.000	0.000	0.000		0.052	-	-			0.000	0.000	0.000	1.02	-	-	0.000	0.000	0.000	1.06	-	-			0.084		
8.800	0.000	0.000	0.000	0.001	-	-	0.000	0.000	0.000		0.022	-	-			0.000	0.000	0.000	1.42	-	-	0.000	0.000	0.000	1.43	-	-			0.088		
9.200	0.000	0.000	0.000	0.001	-	-	0.000	0.000	0.000		0.008	-	-			0.000	0.000	0.000	1.82	-	-	0.000	0.000	0.000	1.82	-	-			0.092		
9.600	0.000	0.000	0.000	0.001	-	-	0.000	0.000	0.000		0.003	-	-			0.000	0.000	0.000	2.22	-	-	0.000	0.000	0.000	2.22	-	-			0.096		
10.000	0.000	0.000	0.000	0.002	-	-	0.000	0.000	0.000		0.001	-	-			0.000	0.000	0.000	2.62	-	-	0.000	0.000	0.000	2.62	-	-			0.100		
11.000	0.000	0.000	0.000	0.001	-	-	0.000	0.000	0.000		0.001	-	-			0.000	0.000	0.000	3.62	-	-	0.000	0.000	0.000	3.62	-	-			0.110		
Totals:					0	0						0	4	0	0							0	6							0	304	
Number of Trades:					0							0		0								0.00								0		

OPAP (CR)

(Contract Size: 100 Securities, Exercise Style: American, Physical Delivery)

Exercise Price	Call Options												Put Options												Exercise Price									
	September 2024						October 2024						Other Months		September 2024						October 2024						Other Months							
	Open price	Price max	Price min	Last price	Closing price	Volume	Open Interest	Open price	Price max	Price min	Last price	Closing price	Volume	Open Interest	Volume	Open Interest	Open price	Price max	Price min	Last price	Closing price	Volume	Open Interest	Open price		Price max	Price min	Last price	Closing price	Volume	Open Interest	Volume	Open Interest	
9.600	0.000	0.000	0.000	6.35	-	-										0.000	0.000	0.000	0.001	-	-												0.096	
10.000	0.000	0.000	0.000	5.95	-	-	0.000	0.000	0.000	5.97	-	-				0.000	0.000	0.000	0.001	-	-			0.000	0.000	0.000	0.001	-	-				0.100	
11.000	0.000	0.000	0.000	4.95	-	-	0.000	0.000	0.000	4.97	-	-				0.000	0.000	0.000	0.001	-	-			0.000	0.000	0.000	0.001	-	-				0.110	
12.000	0.000	0.000	0.000	3.95	-	-	0.000	0.000	0.000	3.97	-	-				0.000	0.000	0.000	0.001	-	-			0.000	0.000	0.000	0.001	-	-				0.120	
13.000	0.000	0.000	0.000	2.95	-	-	0.000	0.000	0.000	2.97	-	-				0.000	0.000	0.000	0.001	-	-			0.000	0.000	0.000	0.002	-	-				0.130	
14.000	0.000	0.000	0.000	1.95	-	-	0.000	0.000	0.000	1.98	-	-				0.000	0.000	0.000	0.001	-	-			0.000	0.000	0.000	0.007	-	-				0.140	
15.000	0.000	0.000	0.000	0.954	-	-	0.000	0.000	0.000	1.07	-	-				0.000	0.000	0.000	0.001	-	20			0.000	0.000	0.000	0.089	-	-				0.150	
16.000	0.060	0.060	0.060	0.060	0.060	3	4	0.000	0.000	0.000	0.404	-	-			0.170	0.170	0.170	0.170	0.170	3	53			0.000	0.000	0.000	0.428	-	-				0.160
17.000	0.000	0.000	0.000	0.001	-	-	0.000	0.000	0.000	0.099	-	70				0.000	0.000	0.000	1.05	-	10			0.000	0.000	0.000	1.13	-	-				0.170	
18.000	0.000	0.000	0.000	0.001	-	-	0.000	0.000	0.000	0.015	-	-				0.000	0.000	0.000	2.05	-	-			0.000	0.000	0.000	2.05	-	-				0.180	
19.000	0.000	0.000	0.000	0.001	-	-	0.000	0.000	0.000	0.001	-	-				0.000	0.000	0.000	3.05	-	-			0.000	0.000	0.000	3.05	-	-				0.190	
20.000	0.000	0.000	0.000	0.001	-	-	0.000	0.000	0.000	0.001	-	-				0.000	0.000	0.000	4.05	-	-			0.000	0.000	0.000	4.05	-	-				0.200	
22.000	0.000	0.000	0.000	0.001	-	-	0.000	0.000	0.000	0.001	-	-				0.000	0.000	0.000	6.05	-	-			0.000	0.000	0.000	6.05	-	-				0.220	
24.000	0.000	0.000	0.000	0.001	-	-					-	-				0.000	0.000	0.000	8.05	-	-						-	-				0.240		
Totals:						3	4					0	70	0	0						3	83						0	0	0	0			
Number of Trades:						1						0	0								1.00						0		0					

OTE (CR)

(Contract Size: 100 Securities, Exercise Style: American, Physical Delivery)

Exercise Price	Call Options													Put Options																			
	September 2024						October 2024						Other Months		September 2024						October 2024						Other Months		Exercise Price				
	Open price	Price max	Price min	Last price	Closing price	Volume	Open Interest	Open price	Price max	Price min	Last price	Closing price	Volume	Open Interest	Volume	Open Interest	Open price	Price max	Price min	Last price	Closing price	Volume	Open Interest	Open price	Price max	Price min	Last price	Closing price		Volume	Open Interest	Volume	Open Interest
9.200	0.000	0.000	0.000	5.84	-	-											0.000	0.000	0.000	0.001	-	-											
9.600	0.000	0.000	0.000	5.44	-	-	0.000	0.000	0.000	5.46	-	-					0.000	0.000	0.000	0.001	-	-	0.000	0.000	0.000	0.001	-	-					0.096
10.000	0.000	0.000	0.000	5.04	-	-	0.000	0.000	0.000	5.06	-	-					0.000	0.000	0.000	0.001	-	-	0.000	0.000	0.000	0.001	-	-					0.100
11.000	0.000	0.000	0.000	4.04	-	-	0.000	0.000	0.000	4.06	-	-					0.000	0.000	0.000	0.009	-	-	0.000	0.000	0.000	0.001	-	-					0.110
12.000	0.000	0.000	0.000	3.04	-	-	0.000	0.000	0.000	3.06	-	-					0.000	0.000	0.000	0.001	-	-	0.000	0.000	0.000	0.001	-	-					0.120
13.000	0.000	0.000	0.000	2.04	-	-	0.000	0.000	0.000	2.07	-	-					0.000	0.000	0.000	0.002	-	-	0.000	0.000	0.000	0.004	-	-					0.130
14.000	0.000	0.000	0.000	1.04	-	25	0.000	0.000	0.000	1.13	-	-					0.000	0.000	0.000	0.001	-	45	0.000	0.000	0.000	0.062	-	-					0.140
15.000	0.000	0.000	0.000	0.171	-	1	0.000	0.000	0.000	0.426	-	-					0.000	0.000	0.000	0.128	-	5	0.000	0.000	0.000	0.361	-	-					0.150
16.000	0.000	0.000	0.000	0.001	-	5	0.000	0.000	0.000	0.099	-	-					0.000	0.000	0.000	0.960	-	-	0.000	0.000	0.000	1.04	-	-					0.160
17.000	0.000	0.000	0.000	0.001	-	-	0.000	0.000	0.000	0.013	-	-					0.000	0.000	0.000	1.96	-	-	0.000	0.000	0.000	1.96	-	-					0.170
18.000	0.000	0.000	0.000	0.001	-	-	0.000	0.000	0.000	0.001	-	-					0.000	0.000	0.000	2.96	-	-	0.000	0.000	0.000	2.96	-	-					0.180
19.000	0.000	0.000	0.000	0.001	-	-	0.000	0.000	0.000	0.001	-	-					0.000	0.000	0.000	3.96	-	-	0.000	0.000	0.000	3.96	-	-					0.190
20.000	0.000	0.000	0.000	0.001	-	-	0.000	0.000	0.000	0.001	-	-					0.000	0.000	0.000	4.96	-	-	0.000	0.000	0.000	4.96	-	-					0.200
Totals:						0	31					0	0	0	0						0	50							0	0	0	0	
Number of Trades:							0						0	0								0.00							0	0			



PIRAEUS FINANCIAL HOLD (CR)

(Contract Size: 100 Securities, Exercise Style: American, Physical Delivery)

Call Options														Put Options																				
September 2024							October 2024							Other Months		September 2024							October 2024							Other Months		Exercise Price		
Exercise Price	Open price	Price max	Price min	Last price	Closing price	Volume	Open Interest	Open price	Price max	Price min	Last price	Closing price	Volume	Open Interest	Volume	Open Interest	Open price	Price max	Price min	Last price	Closing price	Volume	Open Interest	Open price	Price max	Price min	Last price	Closing price	Volume	Open Interest	Volume		Open Interest	
1.800	0.000	0.000	0.000		2.05	-	-										0.000	0.000	0.000		0.001	-	-										0.018	
1.900	0.000	0.000	0.000		1.95	-	-										0.000	0.000	0.000		0.001	-	-										0.019	
2.000	0.000	0.000	0.000		1.85	-	-										0.000	0.000	0.000		0.001	-	-										0.020	
2.200	0.000	0.000	0.000		1.65	-	-										0.000	0.000	0.000		0.001	-	-										0.022	
2.400	0.000	0.000	0.000		1.45	-	-	0.000	0.000	0.000		1.45	-	-			0.000	0.000	0.000		0.001	-	-	0.000	0.000	0.000		0.001	-	-			0.024	
2.600	0.000	0.000	0.000		1.25	-	-	0.000	0.000	0.000		1.25	-	-			0.000	0.000	0.000		0.001	-	-	0.000	0.000	0.000		0.001	-	-			0.026	
2.800	0.000	0.000	0.000		1.05	-	-	0.000	0.000	0.000		1.06	-	-			0.000	0.000	0.000		0.001	-	-	0.000	0.000	0.000		0.001	-	-			0.028	
3.000	0.000	0.000	0.000		0.851	-	-	0.000	0.000	0.000		0.856	-	-			0.000	0.000	0.000		0.001	-	-	0.000	0.000	0.000		0.001	-	-			0.030	
3.200	0.000	0.000	0.000		0.651	-	-	0.000	0.000	0.000		0.661	-	-			0.000	0.000	0.000		0.001	-	-	0.000	0.000	0.000		0.005	-	-			0.032	
3.400	0.000	0.000	0.000		0.451	-	-	0.000	0.000	0.000		0.477	-	-			0.000	0.000	0.000		0.001	-	-	0.000	0.000	0.000		0.021	-	-			0.034	
3.600	0.000	0.000	0.000		0.256	-	-	0.000	0.000	0.000		0.316	-	-			0.000	0.000	0.000		0.005	-	-	0.000	0.000	0.000		0.060	-	-			0.036	
3.800	0.000	0.000	0.000		0.097	-	-	0.000	0.000	0.000		0.190	-	-			0.000	0.000	0.000		0.046	-	-	0.000	0.000	0.000		0.134	-	-			0.038	
4.000	0.000	0.000	0.000		0.019	-	-	0.000	0.000	0.000		0.102	-	4			0.000	0.000	0.000		0.168	-	-	0.000	0.000	0.000		0.246	-	-			0.040	
4.400	0.000	0.000	0.000		0.002	-	-	0.000	0.000	0.000		0.021	-	-			0.000	0.000	0.000		0.550	-	-	0.000	0.000	0.000		0.566	-	-			0.044	
4.800	0.000	0.000	0.000		0.001	-	-	0.000	0.000	0.000		0.003	-	-			0.000	0.000	0.000		0.950	-	-	0.000	0.000	0.000		0.950	-	-			0.048	
5.200	0.000	0.000	0.000		0.001	-	-	0.000	0.000	0.000		0.001	-	-			0.000	0.000	0.000		1.35	-	-	0.000	0.000	0.000		1.35	-	-			0.052	
5.600	0.000	0.000	0.000		0.001	-	-	0.000	0.000	0.000		0.001	-	-			0.000	0.000	0.000		1.75	-	-	0.000	0.000	0.000		1.75	-	-			0.056	
6.000	0.000	0.000	0.000		0.001	-	-	0.000	0.000	0.000		0.001	-	-			0.000	0.000	0.000		2.15	-	-	0.000	0.000	0.000		2.15	-	-			0.060	
6.400	0.000	0.000	0.000		0.001	-	-										0.000	0.000	0.000		2.55	-	-										0.064	
Totals:						0	0						0	4	0	0						0	0									0	0	
Number of Trades:						0							0	0	0			0.00							0								0	



Lending Products	Underlying Title	Open Interest[5]	Multilateral Transactions[1]				Bilateral Transactions[2]		Stock Borrowing through OTC (volume)[3]	
			Volume(Offered)	Average Weighted	Transactions volume	Average Weighted	Transactions Volume	Average Weighted	Transactions Volume	
ADMIEBOR	ADMIE (IPTO) HOLDING S.A. (CR)	1,000	---	---	---	---	---	---	254,440	
AEGNBOR	AEGEAN AIRLINES (CR)	---	---	---	---	---	---	---	388,720	
AETFBOR	ALPHA ETF FTSE Athex Large Cap	---	---	---	---	---	---	---	---	
ALPHABOR	ALPHA SERVICES HOLD (CR)	10,000	---	---	---	---	---	---	66,326,371	
AIABOR	ATHENS INTL AIRPORT (CR)	---	---	---	---	---	---	---	182,800	
ACAGBOR	AUSTRIACARD (CB)	---	---	---	---	---	---	---	1,000	
OTOELBOR	AUTOHELLAS SA (CR)	1,500	---	---	---	---	---	---	63,317	
AVAXBOR	AVAX S.A. (CR)	---	---	---	1,100	4.75%	---	---	---	
EEEBOR	CC HBC AG (CR)	29,583	---	---	2,000	5.13%	---	---	77,221	
CENERBOR	CENERGY HOLDINGS (CB)	---	---	---	---	---	---	---	17,429	
DIMANDBOR	DIMAND (CR)	---	---	---	---	---	---	---	83,471	
ELLAKTORBOR	ELLAKTOR (CR)	7,681	---	---	---	---	---	---	79,310	
ELHABOR	ELVALHALCOR (CR)	788	---	---	---	---	---	---	281,676	
EPSILBOR	EPSILON NET (CR)	---	---	---	---	---	---	---	8,000	
EUROBBOR	EUROBANK HOLDINGS (CR)	10,000	---	---	---	---	---	---	35,948,061	
EYDAPBOR	EYDAP S.A. (CR)	845	---	---	---	---	---	---	209,465	
FOYRKBOR	FOURLIS (CR)	611	---	---	---	---	---	---	24,673	
GEKTERNABOR	GEK TERNA (CR)	---	---	---	---	---	---	---	10,360	
SARBOR	GR. SARANTIS S.A. (CR)	5,808	---	---	---	---	---	---	16,411	
EXAEBOR	HELLENIC EXCHANGES-A.S.E. (CR)	---	---	---	---	---	---	---	152,047	
ELPEBOR	HELLENIQ ENERGY (CR)	6,321	---	---	---	---	---	---	1,282,594	
INTEKBOR	IDEAL HOLDINGS (CR)	---	---	---	---	---	---	---	14,800	
INTRKBOR	INTRACOM HOLDINGS (CR)	---	---	---	---	---	---	---	23,997	
INKATBOR	INTRAKAT (CR)	---	---	---	---	---	---	---	802,749	
INLOTBOR	INTRALOT (CR)	---	---	---	---	---	---	---	1,216,477	
BELABOR	JUMBO SA (CR)	354	---	---	---	---	---	---	219,156	
KRIBOR	KRI-KRI S.A. (CR)	---	---	---	---	---	15,000	5.50%	---	
LAMDABOR	LAMDA DEVELOPMENT SA (CR)	---	---	---	---	---	---	---	233,705	
LAVIBOR	LAVIPHARM SA (CR)	---	---	---	---	---	---	---	---	
MYTILBOR	METLEN ENERGY & METALS (CR)	---	---	---	---	---	---	---	198,113	
MIGBOR	MIG (CR)	541	---	---	---	---	---	---	40,179	

## Stock Lending Notes

[1] - Multilateral contracts Lending or Borrowing as per Methods 8-1, 8-2 and 8-3-3 (According to ATHEX BoD Resolution No.17)

[2] - Bilateral Contracts Lending or Borrowing as per Methods 8-3-1 and 8-3-2 & Contracts as per Method 4 (According to ATHEX BoD Resolution No.20)

[3] - The information concerning OTC Stock Borrowing Transactions is based on the statements of the Dematerialised Securities System (DSS) operators involved and refers to volumes that have been registered up until the previous working day.

[4] - Average Price (Volume weighted)

[5] - The Data concerning Open Interest before the start of trading session

Lending Products	Underlying Title	Open Interest[5]	Multilateral Transactions[1]				Bilateral Transactions[2]		Stock Borrowing through OTC (volume)[3]	
			Volume(Offered)	Average Weighted	Transactions volume	Average Weighted	Transactions Volume	Average Weighted	Transactions Volume	
MOHBOR	MOTOR OIL (CR)	---	---	---	---	---	---	---	750,955	
ETEBOR	NATIONAL BANK (CR)	58,737	---	---	---	---	---	---	13,108,284	
OPAPBOR	OPAP (CR)	2,542	---	---	---	---	---	---	1,679,371	
OPTIMABOR	OPTIMA BANK (CR)	7,300	---	---	---	---	---	---	1,004,924	
HTOBOR	OTE (CR)	---	---	---	---	---	---	---	1,669,972	
PPABOR	P.P.A. S.A. (CR)	---	---	---	---	---	---	---	70,384	
TPEIRBOR	PIRAEUS FINANCIAL HOLD (CR)	---	---	---	---	---	---	---	14,986,025	
PPCBOR	PPC (CR)	2,000	---	---	---	---	---	---	1,469,484	
PROFBOR	PROFILE SA (CR)	---	---	---	---	---	---	---	10,000	
QUESTBOR	QUEST HOLDINGS (CR)	391	---	---	196	5.28%	---	---	19,882	
OLYMPBOR	TECHNICAL OLYMPIC SA (CR)	---	---	---	---	---	---	---	---	
TENERGYBOR	TERNA ENERGY (CR)	---	---	---	---	---	---	---	493,463	
EYAPSBOR	THESSALONIKA WATER & SEWERAGE	---	---	---	---	---	---	---	---	
PLATBOR	THRACE PLASTICS SA (CR)	---	---	---	---	---	---	---	1,596	
TITCBOR	TITAN CEMENT (CB)	1,600	---	---	---	---	---	---	196,213	
VIORBOR	VIHALCO SA/NV (CB)	744	---	---	25,278	5.99%	---	---	---	

## Stock Lending Notes

[1] - Multilateral contracts Lending or Borrowing as per Methods 8-1, 8-2 and 8-3-3 (According to ATHEX BoD Resolution No.17)

[2] - Bilateral Contracts Lending or Borrowing as per Methods 8-3-1 and 8-3-2 & Contracts as per Method 4 (According to ATHEX BoD Resolution No.20)

[3] - The information concerning OTC Stock Borrowing Transactions is based on the statements of the Dematerialised Securities System (DSS) operators involved and refers to volumes that have been registered up until the previous working day.

[4] - Average Price (Volume weighted)

[5] - The Data concerning Open Interest before the start of trading session

## Sectors codification for listed companies

12003-	ETF	10101010	Computer Services
10101015	Software	10102030	Computer Hardware
15101010	Telecommunications Equipment	15102015	Telecommunications Services
20101010	Health Care Facilities	20101025	Health Care Services
20102010	Medical Equipment	20103015	Pharmaceuticals
30101010	Banks	30202000	Diversified Financial Services
30202010	Asset Managers & Custodians	30202015	Investment Services
30204000	Closed End Investments	30302010	Full Line Insurance
30302015	Insurance Brokers	30302025	Property and Casualty Insurance
35101010	Real Estate Holding and Development	35101015	Real Estate Services
35102000	Diversified REITs	35102030	Office REITs
35102045	Retail REITs.	40201040	Rental & Leasing Services: Consumer
40202010	Home Construction	40202015	Household Furnishings
40202020	Household Appliance	40203040	Electronic Entertainment
40204020	Clothing & Accessories	40301010	Entertainment
40301030	Publishing	40301035	Radio & TV Broadcasters
40401010	Diversified Retailers	40401020	Apparel Retailers
40401025	Home Improvement Retailers	40401030	Specialty Retailers
40501010	Airlines	40501015	Travel & Tourism
40501020	Casinos & Gambling	40501025	Hotels & Motels
45101015	Distillers & Vintners	45101020	Soft Drinks
45102010	Farming Fishing Ranching & Plantations	45102020	Food Products
45103010	Tobacco	45201010	Food Retailers & Wholesalers
45201020	Personal Products	50101010	Construction
50101020	Building Roof/Wallboard and Plumbing	50101030	Cement
50101035	Building Materials: Other	50202010	Electrical Components
50203015	Plastics	50203030	Containers & Packaging
50204000	Machinery: Industrial	50204020	Machinery: Construction & Handling
50205010	Industrial Suppliers	50205020	Back Office Support HR & Consulting
50205030	Forms & Bulk Printing Services	50206015	Commercial Vehicles & Parts
50206030	Marine Transportation	50206060	Transportation Services
55101000	Diversified Materials	55101020	Textile Products
55102000	General Mining	55102010	Iron & Steel
55102015	Metal Fabricating	55102035	Aluminum
60101020	Oil Refining and Marketing	65101010	Alternative Electricity
65101015	Conventional Electricity	65102000	Multi-Utilities
65102030	Water		



**ATHEX**  
Athens Stock Exchange

Λεωφ. Αθηνών 110 104 42 Αθήνα  
110, Athinon Ave. GR 104 42 Athens  
tel. (+30)210-33.66.800, fax (+30)210-33.66.101  
[www.athexgroup.gr](http://www.athexgroup.gr)