

24

Ημερήσιο Δελτίο
Συναλλακτικής Δραστηριότητας

Daily Official List
of Trading Activity

Wednesday, 7 August, 2024
Year: 145 Trading Day No: 148



ATHEXGROUP
Athens Exchange Group

Disclaimer:

Hellenic Exchanges-Athens Stock Exchange S.A. endeavours to ensure that the data and other material ("Information") presented on the Daily Official List are accurate and complete, but it is not liable for any errors or omissions of data or /and for the accuracy, credibility, updating and completeness of the aforesaid information nor it has any liability arising directly or indirectly from the use of the above Information.

The Company is not liable for the accuracy of the data included in listed companies' announcements. Only the sender of such an announcement is fully and solely liable for any infringement of third party's rights from the content of such announcement. All contents of the Daily Official List are provided only for information purposes and do not constitute investment advice or solicitation to invest in securities or other products listed for trading on the Exchange.

You acknowledge and agree that the Company is the owner of any property rights related to any Information appearing on the Daily Official List including intellectual property rights copyright, trademarks, etc.

The above data are a property of the Hellenic Exchanges-Athens Exchange and are copyright protected. Users are forbidden to reproduce, modify, copy, sale, transmit or redistribute, by all reproduction means and methods, part or the whole of the above data, without reference to their source.

The commercial exploitation of these data is, also, forbidden by third parties. Hellenic Exchanges-Athens Exchange does not carry any responsibility, direct or indirect, derived from usage or accidental alteration of the above data when used by third parties.

Hellenic Exchanges – Athens Stock Exchange S.A.

110 Athinon Ave., 10442 Athens, Tel: (210) 33.66.800, Fax: (210) 32.13.938

www.athexgroup.gr

Thessalonica Stock Exchange Center (T.S.E.C)

16-18 Katouni Str., Thessalonica 546 25 Tel: (2310) 567.667, Fax: (2310) 530.545

Athex Members Guarantee Fund

14-16 Fidiou Str., Athens 106 78, Tel: (210) 33.04.682, Fax: (210) 33.04.155

Hellenic Republic Capital Market Commission

1 Kolokotroni Str. & 1 Stadiou Str., Athens 10562 Tel: (210) 33.77.100 Fax: (210) 33.77.173

Table of Contents

Section 1: Statistical Figures of Securities, Derivatives and Lending

Summary of Markets

Athex Indices

Analytic Figures for Athex Market's Boards and Categories

Trading Details by Athex Sectors and Financial Instruments (ETFs)

Top 10 best & worst performing Shares

Derivatives Summary

Section 2: Analytic Figures of Shares Transactions

Analytic Figures of Shares Transactions

Shares' Notes

Section 3: Figures of Securities Transactions

Securities Blocks Details

Shares Rights Details

Stock Borrowing

Forced Sales Details

Forced Sales Registered Shares

Exchange Traded Funds (ETFs) Characteristics

Section 5: Bonds traded in Fixed Income Assets Market

Convertible Corporate Bonds - Regulated Market

Non Convertible Corporate Bonds - Regulated Market

Government Bonds

Treasury Bills & Zero Coupon Government Bonds

Government Bonds Traded with the Open Outcry Method

State Banks Bonds

Section 6: Additional Infos

Athex & ATHEXClear Members List

List of Stocks under Market Making operations

Section 7: Derivatives Market Analytic Figures

Index Futures

Stock Futures

Index Options

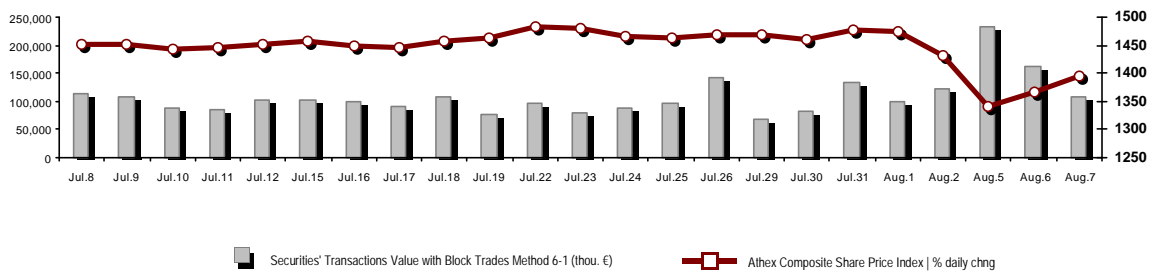
Stock Options

Stock Lending Analytic Figures

Appendix A: Sectors codification for listed companies

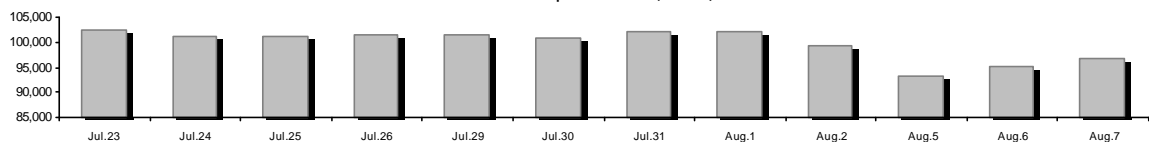
Summary of Markets

Athex Composite Share Price Index vs Shares and Derivatives Transactions Value

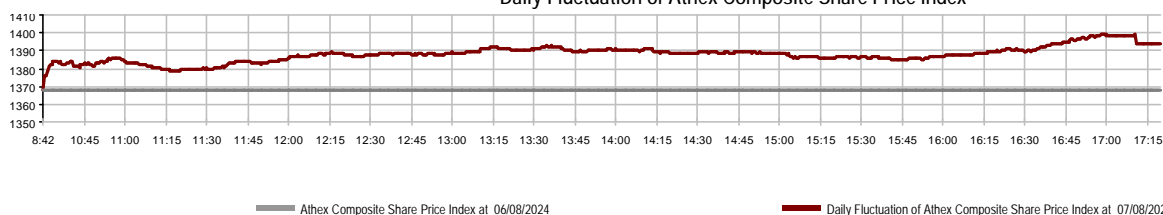


Athex Capitalisation (mill. €)**:	96,734.94	Derivatives Total Open Interest	416,513
Daily change: mill. € %	1,551.15 1.63%	in Index Futures % daily chng	5,084 0.28%
Yearly Avg Capitalisation: mill. € % chng prev year Avg	97,590.63 21.40%	in Stock Futures % daily chng	409,851 -0.88%
Athex Composite Share Price Index % daily chng	1,394.29 1.94%	in Index Options % daily chng	867 11.15%
Athex Composite Share Price Index Capitalisation (mill. €)	88,381.94	in Stock Options % daily chng	711 3.04%
Daily change (mill. €)	883.12		
Securities' Transactions Value with Block Trades Method 6-1 (t)	106,974.66	Derivatives Contracts Volume:	27,763
Daily change: %	-53,872.90 -33.49%	Daily change: pieces %	-10,167 -26.80%
YTD Avg Trans. Value: thou. € % chng prev year Avg	133,894.30 22.20%	YTD Avg Derivatives Contracts % chng prev year Avg	37,800 -14.02%
Blocks Transactions Value of Method 6-1 (thou. €)	937.60	Derivatives Trades Number:	2,260
Blocks Transactions Value of Method 6-2 & 6-3 (thou. €)	7.03	Daily change: number %	-733 -24.49%
Bonds Transactions Value (thou.€)	578.80	YTD Avg Trades number % chng prev year Avg	1,980 -15.06%
Securities' Transactions Volume with Block Trades Method 6-1 (tho)	21,677.48	Lending Total Open Interest	324,909
Daily change: thou. pieces %	-17,001.11 -43.95%	Daily change: pieces %	27,826 9.37%
YTD Avg Volume: % chng prev year Avg	29,552.30 -12.10%	Lending Volume (Multilateral/Bilateral)	770
Blocks Transactions Volume of Method 6-1 (thou. Pieces)	52.47	Daily change: pieces %	-27,056
Blocks Transactions Volume of Method 6-2 & 6-3 (thou. Pieces)	0.57	Multilateral Lending	770
Bonds Transactions Volume	592,000	Bilateral Lending	0
Securities' Trades Number with Block Trades Method 6-1	40,555	Lending Trades Number:	6
Daily change: number %	-15,800 -28.04%	Daily change: %	-3
YTD Avg Trades number % chng prev year Avg	38,985 7.63%	Multilateral Lending Trades Number	6
Number of Blocks Method 6-1	2	Bilateral Lending Trades Number	0
Number of Blocks Method 6-2 & 6-3	1		
Number of Bonds Transactions	102		

Athex Capitalisation (mill. €)**



Daily Fluctuation of Athex Composite Share Price Index



Athex Indices

Index name	07/08/2024	06/08/2024	pts.	%	Min	Max	Year min	Year max	Year change
Athex Composite Share Price Index	1,394.29 #	1,367.78	26.51	1.94%	1,367.78	1,399.33	1,293.14	1,505.35	7.82% #
Athex Composite Index Total Return Index	2,629.29 #	2,579.30	49.99	1.94%	2,579.30	2,638.80	2,355.44	2,789.06	11.63% #
Athex ESG Index	1,594.16 #	1,565.68	28.48	1.82%	1,565.68	1,600.72	1,471.77	1,722.97	8.32% #
ATHEX Alternative Market Price Index	13,669.66 #	13,404.43	265.23	1.98%	13,404.43	13,740.86	9,352.11	15,217.49	46.17% #
FTSE/Athex Large Cap	3,394.20 #	3,333.85	60.35	1.81%	3,333.85	3,408.79	3,122.79	3,665.50	8.69% #
FTSE/Athex Mid Cap Index	2,194.99 #	2,136.80	58.19	2.72%	2,136.80	2,198.29	2,054.77	2,459.55	-2.48% #
FTSE/ATHEX High Dividend Yield Index	3,834.80 #	3,743.78	91.02	2.43%	3,743.78	3,835.46	3,629.54	4,217.66	1.68% #
FTSE/Athex Market Index	808.21 #	793.93	14.28	1.80%	793.93	811.90	746.82	875.18	8.22% #
FTSE/Athex Banks	1,216.56 #	1,181.61	34.95	2.96%	1,181.61	1,222.09	1,057.67	1,354.57	14.59% #
FTSE/ATHEX TECHNOLOGY & TELECOMMUNICAT	5,468.65 #	5,366.26	102.39	1.91%	5,343.44	5,468.65	4,915.95	5,705.00	7.81% #
FTSE/ATHEX FINANCIAL SERVICES	5,713.56 #	5,549.08	164.48	2.96%	5,549.08	5,739.05	4,996.31	6,357.41	13.95% #
FTSE/ATHEX REAL ESTATE	4,796.65 #	4,738.88	57.77	1.22%	4,735.40	4,798.64	4,507.00	5,120.52	-3.30% #
FTSE/ATHEX CONSUMER DISCRETIONARY	4,874.50 #	4,769.48	105.02	2.20%	4,769.48	4,941.11	4,663.68	5,557.48	-2.82% #
FTSE/ATHEX CONSUMER STAPLES	6,087.76 #	6,080.33	7.43	0.12%	6,048.64	6,156.93	5,069.68	6,491.28	19.64% #
FTSE/ATHEX INDUSTRIALS	6,250.57 #	6,092.58	157.99	2.59%	6,092.58	6,250.57	5,044.08	6,587.56	23.01% #
FTSE/ATHEX BASIC MATERIALS	4,658.90 #	4,550.75	108.15	2.38%	4,550.75	4,671.82	4,369.10	5,876.05	-4.33% #
FTSE/ATHEX ENERGY & UTILITIES	4,860.67 #	4,793.98	66.69	1.39%	4,793.98	4,881.46	4,536.38	5,474.06	-2.55% #
Athex All Share Index	324.56 #	319.34	5.22	1.63%	324.56	324.56	304.60	347.29	7.47% #
Hellenic Mid & Small Cap Index	2,003.97 #	1,957.54	46.43	2.37%	1,957.54	2,005.07	1,881.89	2,157.15	3.89% #
FTSE/Athex Large Cap Total Return	5,823.04 #	5,719.50	103.54	1.81%			5,201.70	6,187.73	12.69% #
FTSE/Athex Mid Cap Total Return	2,996.82 #	2,917.37	79.45	2.72%			2,872.41	3,302.69	-1.13% #
MSCI GREECE REBASED	5,317.77 #	5,207.60	110.17	2.12%	5,207.60	5,341.40	4,964.20	5,837.84	6.68% #
Hellenic Corporate Bond Index	134.58 #	134.57	0.01	0.01%			129.54	134.92	3.81% #
Hellenic Corporate Bond Price Index	92.25 #	92.26	0.00	0.00%			90.52	92.53	1.77% #

Note 1: FTSE/Med 100, Hellenic Corporate Bond Price Index and Hellenic Corporate Bond Index closing prices refer to the previous trading day of 05/08/2024.

Note 2: The Hellenic Mid & Small Cap Index is a Customized index calculated by the Athens Exchange.

Analytic Figures for Athex Market's Boards and Categories

	Total Traded Securities	Main Market	Surveillance	Exchange Traded Funds (ETFs)
Totals	122	113	8	1
Gain / Lose / Same:	94 / 14 / 14	90 / 12 / 11	3 / 2 / 3	1 / 0 / 0
Athex Capitalisation (mill. €) **	96,734.94	96,669.26	65.68	
Daily Average Trans/ons Value(thou.€)	133,894.30	133,717.32	33.46	257.31
Transactions Value	106,981.69	106,745.35	11.32	225.01
Main Board:	106,037.06	105,800.73	11.32	225.01
Blocks Board 6_2_3:	944.63	944.63	0.00	0.00
Forced Sales Board:	0.00	0.00	0.00	0.00
Special Terms Board:	0.00	0.00	0.00	0.00
Daily Average Transactions Volume	29,552,301	29,416,002	148,994	7,437
Transactions Volume	21,678,044	21,634,316	37,061	6,667
Main Board:	21,625,008	21,581,280	37,061	6,667
Blocks Board 6_2_3:	53,036	53,036	0	0
Forced Sales Board:	0	0	0	0
Special Terms Board:	0	0	0	0
Daily Average Number of Trades	38,985	38,873	62	50
Number of Trades	40,556	40,463	40	53
Main Board:	40,553	40,460	40	53
Blocks Board 6_2_3:	3	3	0	0
Forced Sales Board:	0	0	0	0
Special Terms Board:	0	0	0	0

Trading Details by Athex Sectors and Financial Instruments (ETFs)

Code	Sectors	Gain / Lose / Same	Number of Trades	Transactions Volume	Transactions Value	% of Total Trans. Value
3010	- Banks	7 / 0 / 0	14,512	15,364,291	46,654,171.26	43.61%
5510	- Basic Resources	9 / 2 / 2	947	274,587	784,373.07	0.73%
5010	- Construction & Materials	14 / 1 / 0	3,012	940,505	4,697,298.84	4.39%
4020	- Consumer Products & Services	4 / 1 / 1	289	54,120	180,381.46	0.17%
6010	- Energy	4 / 0 / 0	3,241	414,276	6,027,099.11	5.63%
12000	- Financial Instruments	1 / 0 / 0	53	6,667	225,011.71	0.21%
3020	- Financial Services	3 / 1 / 0	371	60,829	273,685.61	0.26%
4510	- Food Beverage & Tobacco	3 / 1 / 3	363	52,199	848,114.76	0.79%
2010	- Health Care	3 / 0 / 0	182	117,636	99,618.69	0.09%
5020	- Industrial Goods & Services	11 / 2 / 2	2,042	543,840	2,858,975.25	2.67%
3030	- Insurance	1 / 0 / 0	26	3,798	18,560.63	0.02%
4030	- Media	1 / 0 / 0	9	4,700	2,106.20	0.00%
4520	- Personal Care, Drug & Grocery Stores	1 / 0 / 1	216	15,559	136,217.90	0.13%
3510	- Real Estate	5 / 4 / 2	990	289,861	1,117,642.62	1.04%
4040	- Retail	5 / 1 / 1	1,461	215,986	4,295,902.99	4.02%
1010	- Technology	9 / 0 / 2	997	380,713	2,393,552.37	2.24%
1510	- Telecommunications	1 / 1 / 0	2,672	573,798	8,398,032.10	7.85%
4050	- Travel & Leisure	6 / 0 / 0	4,214	1,124,319	10,404,137.20	9.73%
6510	- Utilities	6 / 0 / 0	4,959	1,240,360	17,566,807.31	16.42%

Top 10 best & worst performing Shares

Main Market

With positive Price change	Closing price	change	With negative Price change	Closing price	change
AVAX S.A. (CR)	1.334	5.54% #	CC HBC AG (CR)	31.2	-1.02% €
AEGEAN AIRLINES (CR)	10.89	5.32% #	OTE (CR)	14.7	-0.68% €
QUEST HOLDINGS (CR)	5.25	5.21% #	ORILINA PROPERTIES REIC (CR)	0.845	-0.47% €
MOTODYNAMICS S.A. (CR)	2.645	5.17% #	BRIQ PROPERTIES (CR)	1.925	-0.26% €
IDEAL HOLDINGS (CR)	5.67	5.00% #	DIMAND (CR)	8.91	-0.11% €
AUTOHELLAS SA (CR)	11.5	4.74% #			
UNIBIOS (CR)	1.68	4.67% #			
MOTOR OIL (CR)	22.8	4.59% #			
CPI SA (CR)	0.64	4.57% #			
EUROCONSULTANTS S.A. (CR)	1.26	4.56% #			
With the highest Transactions Value	Value (thou. €)	change	With the highest Transactions Volume	Volume	change
PIRAEUS FINANCIAL HOLD (CR)	15,085.28	3.89% #	ALPHA SERVICES HOLD (CR)	5,711,595	2.31% #
NATIONAL BANK (CR)	14,927.68	3.02% #	PIRAEUS FINANCIAL HOLD (CR)	4,067,731	3.89% #
OPAP (CR)	9,073.44	2.39% #	EUROBANK HOLDINGS (CR)	3,487,276	2.57% #
ALPHA SERVICES HOLD (CR)	8,927.19	2.31% #	NATIONAL BANK (CR)	2,022,986	3.02% #
OTE (CR)	8,394.36	-0.68% €	PPC (CR)	697,791	1.27% #
PPC (CR)	7,757.41	1.27% #	OPAP (CR)	585,580	2.39% #
METLEN ENERGY & METALS (CR)	6,930.98	0.18% #	OTE (CR)	573,219	-0.68% €
EUROBANK HOLDINGS (CR)	6,868.08	2.57% #	INTRALOT (CR)	447,701	1.44% #
MOTOR OIL (CR)	4,664.49	4.59% #	ELLAKTOR (CR)	225,685	3.41% #
JUMBO SA (CR)	4,171.40	1.22% #	MOTOR OIL (CR)	207,852	4.59% #

Note: Stocks that are not included in the "Under Supervision" category, and the transactions value is more than 10,000 €.

Derivatives Summary

	Number of Trades	Volume	Open Interest
Index Futures	279	1,079	5,084
FTSE/Athex Banks	1	1	1,263
FTSE/Athex Large Cap	278	1,078	3,798
MSCI GREECE REBASED	0	0	23
Stock Futures	1,965	26,540	409,851
ADMIE (IPTO) HOLDING S.A. (CR)	37	811	22,585
AEGEAN AIRLINES (CR)	30	43	3,393
ALPHA SERVICES HOLD (CR)	207	7,316	154,838
ATHENS INTL AIRPORT (CR)	5	16	1,044
AUTOHELLAS SA (CR)	0	0	151
AVAX S.A. (CR)	8	50	711
CC HBC AG (CR)	7	32	155
CENERGY HOLDINGS (CB)	16	51	3,726
ELLAKTOR (CR)	30	101	3,673
ELVALHALCOR (CR)	8	24	4,972
EUROBANK HOLDINGS (CR)	137	2,865	16,721
EYDAP S.A. (CR)	25	84	4,169
FOURLIS (CR)	13	35	1,116
GEK TERNA (CR)	79	468	12,872
HELLENIC EXCHANGES-A.S.E. (CR)	22	39	3,766
HELLENIQ ENERGY (CR)	31	139	5,757
INTRACOM HOLDINGS (CR)	17	56	7,390
INTRAKAT (CR)	7	27	2,407
JUMBO SA (CR)	15	16	317
LAMDA DEVELOPMENT SA (CR)	82	252	6,054
METLEN ENERGY & METALS (CR)	31	66	4,071
MIG (CR)	4	16	94
MOTOR OIL (CR)	29	103	2,766
NATIONAL BANK (CR)	229	2,066	14,927
OPAP (CR)	41	150	1,534
OPTIMA BANK (CR)	0	0	52
OTE (CR)	54	186	3,385
P.P.A. S.A. (CR)	0	0	80
PIRAEUS FINANCIAL HOLD (CR)	554	10,011	74,417
PPC (CR)	210	1,404	26,849
QUEST HOLDINGS (CR)	4	12	187
TERNA ENERGY (CR)	1	10	20,897
TITAN CEMENT (CB)	10	14	400
VIOHALCO SA/NV (CB)	22	77	4,375
Index Options	16	144	867
FTSE/Athex Large Cap	16	144	867
Stock Options	0	0	711
ALPHA SERVICES HOLD (CR)	0	0	0
NATIONAL BANK (CR)	0	0	310
OPAP (CR)	0	0	99
OTE (CR)	0	0	141
PIRAEUS FINANCIAL HOLD (CR)	0	0	20
PPC (CR)	0	0	141
Total Derivatives Traded	2,260	27,763	416,513

Daily Official List

Year: 145 Trading Day No: 148

Section 2: Analytic Figures of Shares Transactions

Wednesday, 7 August, 2024

Number of Outstanding Securities	Nominal Value	Dividends [1]			Date of Last Coupon		Note	Shares	Closing price	% change	Previous closing price/date	Open price	Price min	Price max	Last price	Avg price	Last Bid [7]	Last Ask [7]	P/E after tax	Year	Volume	Trades	Transactions Value[8]	Company Mkt Value (thou. €)	Year low	Year high	Sector[4]	
		2021	2022	2023	Dividend [2]	Right																						
15,300,000	0.300	---	---	---	30/07/2009	13/12/1999	---	ATTICA PUBLICATIONS SA (CR)	0.418	---	0.418	06/08/2024	---	---	---	---	1869@0.400	---	---	---	---	---	6,395.40	0.292	0.456	40301030		
18,810,000	0.400	---	---	---	08/07/2010	14/11/2007	---	VARVERIS - MODA BAGNO SA (CR)	3.45	2.68	P	06/08/2024	3.46	3.4	3.48	3.45	3.451	20@3.32	35@3.47	---	---	370	12	1,276.91	64,894.50	1.9	3.89	40401025
15,000,000	0.300	---	---	---	06/07/2007	18/07/2000	---	DAIOS PLASTICS SA (CR)	3.28	---	---	06/08/2024	---	---	---	---	90@3.06	280@3.26	---	---	---	---	---	49,200.00	3.04	4.18	50203015	
3,307,500	0.210	---	0.4	---	13/10/2023	30/11/2022	---	ELVE SA (CR)	5.3	---	---	06/08/2024	5.3	5.3	5.3	5.3	47@5.30	50@5.50	9.90	2023	3	1	15.90	17,529.75	4.7	5.65	40204020	
86,735,980	0.310	---	---	0.02	22/07/2024	07/09/2023	---	ATHENS MEDICAL CENTER SA (CR)	1.565	3.99	P	06/08/2024	1.56	1.49	1.58	1.58	1.539	103@1.53	15@1.57	---	---	2,388	27	3,675.04	135,741.81	1.45	2.03	20101025
2,760,000	11.83	11	11.8	12.4	03/06/2024	16/07/1990	---	KARELIA (CR)	330	---	---	06/08/2024	334	330	334	330	330.407	6@328.00	6@330.00	---	---	54	8	17,842.00	910,800.00	324	350	45103010
6,700,000	0.800	0.047	0.047	0.047	23/07/2024	29/05/2014	---	MILLS KEPENOS (CR)	1.65	---	---	06/08/2024	---	---	---	---	165@1.62	107@1.78	17.72	2023	---	---	---	11,055.00	1.6	2.26	45102020	
18,017,472	0.360	---	---	---	09/09/2022	28/08/2017	---	KTIMA KOSTAS LAZARIDIS SA (CR)	1.8	---	---	06/08/2024	1.8	1.79	1.81	1.8	1.8	300@1.63	200@1.80	---	---	2,390	5	4,302.90	32,431.45	1.6	1.9	45101015
21,364,000	1.12	---	0.4	---	21/08/2023	08/03/2023	---	LAMPASA HOTEL SA (CR)	37.6	1.08	P	06/08/2024	37	37	37.6	37.6	37.582	145@37.60	65@38.20	---	---	330	5	12,402.00	803,286.40	28.4	39.8	40501025
9,819,370	0.500	---	---	---	14/08/2007	09/01/2004	---	MATHIOS REFRACTORY SA (CR)	0.704	---	---	06/08/2024	---	---	---	---	200@0.636	179@0.744	---	---	---	---	---	6,912.84	0.7	1.3	55101000	
32,188,050	1.04	---	---	---	21/07/2008	20/01/2000	---	MOUZAKIS (CR)	0.605	---	---	06/08/2024	---	---	---	---	1215@0.600	40@0.640	---	---	---	---	---	19,473.77	0.6	0.92	55101020	
6,340,000	0.600	0.17	0.1	0.2	11/12/2023	11/01/2024	---	NAKAS MUSIC	2.76	---	---	06/08/2024	2.86	2.86	2.86	2.86	2.86	320@2.64	287@2.84	---	---	135	3	386.10	17,498.40	2.5	3.16	40401030
27,379,200	0.980	---	0.45	0.5001	01/08/2024	29/08/2022	---	CRETE PLASTICS SA (CR)	14.5	---	---	06/08/2024	---	---	---	---	285@14.30	95@14.90	---	---	---	---	---	396,998.40	14.4	16.4	50203015	
255,494,534	2.71	0.279	0.255	0.247	14/06/2024	30/09/2021	---	PRODEA (CR)	7.15	---	---	06/08/2024	6.55	6.55	6.55	6.55	6.55	5@6.55	1@7.05	---	---	105	1	687.75	1,826,785.92	6.5	8	35102000
4,181,450	0.500	---	---	---	21/08/2000	05/03/2002	---	FLOUR MILLS SARANTOPOULOS SA	1.07	---	---	06/08/2024	---	---	---	---	---	---	598@1.17	---	---	---	---	---	4,474.15	0.965	1.17	45102020
8,340,750	1.16	---	---	---	25/06/2009	17/09/2018	---	HAIDEMENOS SA (CR)	0.64	---	---	06/08/2024	---	---	---	---	327@0.595	10@0.615	---	2023	---	---	---	5,338.08	0.555	0.92	50205030	

Exchange Traded Funds (ETFs)

971,502	---	---	---	---	15/06/2016	---	ALPHA ETF FTSE Athex Large Cap	34.075	2.60	P	33.21	06/08/2024	33.775	33.635	34.075	34.075	33.75	500@33.97	500@34.11	---	---	6,667	53	225,011.71	---	31.58	38	12003
---------	-----	-----	-----	-----	------------	-----	--------------------------------	--------	------	---	-------	------------	--------	--------	--------	--------	-------	-----------	-----------	-----	-----	-------	----	------------	-----	-------	----	-------

Surveillance

89,078,604	0.040	---	---	---	07/07/2010	16/01/2024	5160	FRIGOGLASS SA (CR)	0.206	-6.36	E	0.22	06/08/2024	0.22	0.206	0.22	0.206	0.206	2500@0.204	2241@0.220	---	2023	16,800	13	3,465.00	18,350.19	0.2	0.44	50204000
65,326,268	0.530	---	---	---	04/07/2007	19/07/2006	4750	SATO SA (CR)	0.028	---	---	06/08/2024	---	---	---	---	---	15000@0.031	---	---	---	---	---	---	1,829.14	0.027	0.067	40202015	
13,191,620	0.620	---	---	---	04/08/2010	09/09/2002	5232	YALCO - CONSTANTINOU (CR)	0.162	---	---	06/08/2024	---	---	---	---	---	850@0.162	---	---	---	---	---	---	2,137.04	0.146	0.208	40202020	
17,579,754	4.16	---	---	---	18/08/2006	02/08/2010	---	BIOTER SA (CR)	0.238	2.59	P	0.232	06/08/2024	0.238	0.238	0.238	0.238	5000@0.212	6000@0.240	---	---	8,091	6	1,925.66	4,183.98	0.2	0.436	50101010	
54,654,600	0.050	---	---	---	01/07/1998	30/12/2022	5275	VIS SA (CR)	0.142	---	---	06/08/2024	0.156	0.156	0.156	0.156	0.16	500@0.142	999@0.156	---	2023	1	1	0.16	7,760.95	0.14	0.288	50203030	
51,754,364	0.300	---	---	---	23/12/2003	24/01/2007	5197	SELECTED TEXT. IND. ASSOC (CR)	0.119	---	---	06/08/2024	0.119	0.119	0.119	0.119	0.119	500@0.109	131@0.110	---	---	2,000	3	238.00	6,158.77	0.108	0.164	55101020	
15,842,391	1.51	---	---	---	15/07/2009	12/05/2000	5141	BITROS HOLDING SA (CR)	0.68	7.94	P	0.63	06/08/2024	0.67	0.67	0.69	0.68	0.679	3790@0.670	---	---	---	---	---	2,587.70	10,772.83	0.41	0.755	55102010
24,319,250	0.300	---	---	---	09/07/2002	04/07/2007	5165	PROODEFTIKH SA (CR)	0.214	1.91	P	0.21	06/08/2024	0.22	0.202	0.22	0.202	0.214	1000@0.200	3500@0.220	---	---	6,000	4	1,284.00	5,204.32	0.2	0.4	50101010
28,438,268	0.070	---	---	---	21/08/2006	24/11/1999	5253	SPIROY AGRICULTURE SA (CR)	0.145	---	---	06/08/2024	0.145	0.145	0.145	0.145	0.15	---	9999@0.145	---	---	1	1	0.15	4,123.55	0.131	0.252	45102010	
1,011,000	1.00	---	---	---	01/07/2004	11/12/2012	5193	TRIA ALFA SA (CR)	5.1	-8.93	E	5.6	06/08/2024	5.1	5.05	5.1	5.05	5.092	21@5.05	21@5.60	---	2023	358	5	1,822.90	5,156.10	5.05	8.95	55101020

Suspension Status

12,417,000	0.310	---	---	---	27/08/2019	28/08/2017	5233	MLS MULTIMEDIA SA (CR)	0.57	---	---	0.57	12/05/2020	---	---	---	---	---	---	---	---	---	---	---	7,077.69	0.57	0.57	10101015	
6,330,002	0.300	---	---	---	25/06/2002	15/03/2019	5278	VARVARESSOS (CR)	0.24	---	---	0.24	02/05/2023	---	---	---	---	---	---	---	---	---	---	---	---	1,519.20	0.24	0.24	55101020
3,961,300	1.28	---	---	---	29/06/2004	03/08/2000	5248	DUROS SA (CR)	0.25	---	---	0.25	24/04/2023	---	---	---	---	---	---	---	---	---	---	---	---	990.33	0.25	0.25	40204020
7,125,216	0.650	---	---	---	01/07/2005	14/12/1999	4955	KRE.KA SA (CR)	0.28	---	---	0.28	06/04/2023	---	---	---	---	---	---	---	---	---	---	---	---	1,995.06	0.28	0.28	45102010
7,734,375	1.00	---	---	---	09/07/2007	07/01/2011	5277	LIVANIS SA (CR)	0.125	---	---	0.125	28/04/2023	---	---	---	---	---	---	---	---	---	---	---	---	966.80	0.125	0.125	40301030
10,203,575	0.730	---	---	---	16/07/2007	18/10/1999	---	FIERATEX SA (CR)	0.359	---	---	0.359	30/04/2024	---	---	---	---	---	---	---	---	---	---	---	---	3,663.08	0.335	0.538	55101020

Shares' Notes

Code	Note text
()	- Adjusted dividends.
*	- Last adjusted closing price.
[1]	- Net dividends.
[2]	- The "Date of Last Coupon" for New listings refers to the date company's stocks started to trade in Athex
[3]	- The Company Market Value is referred to the number of outstanding shares
[4]	- Sectors codification can be found in Appendix A
[5]	- The Market Value refers to the total number of shares listed (including their several classes) in the exchange by the company.
[6]	- P/E greater than 100
[7]	- Last view of the Order Book before the end of the trading session
[8]	- All Blocks Methods' Transactions Value are included.
4750	- Transfer to the Under Surveillance Category from 8/4/2011.
4955	- Transfer to the Surveillance Category as from 5/4/2013.
5093	- Transfer to the Surveillance Category as of 8/4/2015.
5141	- Transfer to the Surveillance Category as of 10/05/2017.
5160	- Transfer to the Surveillance Category as of 15/04/2016.
5165	- Transfer to the Surveillance Category as of 15/02/2018.
5193	- Transfer to the Surveillance Category as of 25/10/2018.
5197	- Transfer to the Surveillance Category as of 07/11/2018.
5232	- Transfer to the Under Surveillance Category from 08/04/2011.
5233	- Suspension of trading as of 13/05/2020.
5248	- Transfer to the Surveillance Category as of 06/09/20116.
5253	- Transfer to the Surveillance Category as of 14/5/2021.
5275	- Transfer to the Surveillance Category as of 09/07/2020.
5277	- Suspension of trading as of 02/05/2023.
5278	- Suspension of trading as of 03/05/2023.

Securities Blocks Details

Securities	Block Volume	Price	Block Trade Value	Time of approval	Note
OPTIMA BANK (CR)	37,469	11.40	427,146.60	14:28:26	20
METLEN ENERGY & METALS (CR)	15,000	34.03	510,450.00	15:40:55	20
EPSILON NET (CR)	567	12.40	7,030.80	16:32:25	18

Blocks Notes

- 9 - Method 6-1 / Special Fees
- 10 - Method 6-1 / Special Fees, SDS
- 14 - Method 6-3 / Settlement, Incomplete Buy and Sell
- 18 - Method 6-2 / SPOT 1
- 19 - Method 6-2 / SPOT 2
- 20 - Method 6-1 and Method 6-1 Same Day Settlement
- 21 - Other Pre-agreed

Shares Rights Details

Occured date	Exercise from	Exercise until	Trading until	Rights	Price min	Price max	Closing price	Last Bid	Last Ask	Volume	Trades	Transactions Value
--------------	---------------	----------------	---------------	---------------	-----------	-----------	---------------	----------	----------	--------	--------	--------------------

No Rights Transactions.

Forced Sales Details

Securities	Category of Security	Transactions Volume	Number of Trades	Transactions Value	Note
------------	----------------------	------------------------	---------------------	-----------------------	------

No Forced Transactions.

Forced Sales Notes

- 1 - Compulsory Public Forced Sales
- 2 - Forced Sales of Fixed Registered Shares
- 3 - Forced Sales of Remaining Fractional Shares

Exchange Traded Funds (ETFs) Characteristics

	Transactions Date (T)	Creation / Redemption	Units (T-1)	New Units (T-1)	Redemption Units (T-1)	Units (T) [1]	Fund Assets [2]	Net Unit Price	Dividend per Unit	Dividend Date
ALPHA ETF FTSE Athex Large Cap	07/08/2024	5,000	971,502	---	---	971,502	32,373,990.00	33.3236	1.35	01/07/2024

ETFs Notes

[1] - Units (T) = Units (T-1) + New Units (T-1) - Redemption Units (T-1)

[2] - The Creation / Redemption Units of T-1 are included.

Non Convertible Corporate Bonds - Regulated Market

Num Listed Bonds	Nominal price	Issue price	Today's Rate	Exp. Date	Duration (years)	Note	Coupon		Trading Unit	Corporate Bonds	Accrued Int.	Yield.T.Mat	Price min	Price max	Closing price	Previous closing price/date	Volume	Transactions Value	Last order		ear min	Year max		
							Common	Preferred											Price	Buy / Sell			Date	
130,000	1,000.00	1,000.00	6.00	27/02/2029	5	---	1	---	1	INTRALOT S.A. (Non Convertible)	27.3333	5.5770	---	---	---	101.0000	06/08/2024	---	---	101.0000	B	37/08/2024	100.0050	101.9000
320,000	1,000.00	1,000.00	3.40	21/07/2027	7	---	9	---	1	LAMDA DEVELOPMENT S.A. (Non Convertible)	1.7000	3.8030	97.0000	97.9000	97.4882	97.0000	06/08/2024	17,000	16,601.90	96.3000	B	37/08/2024	92.0000	98.0000
200,000	1,000.00	1,000.00	2.10	27/10/2027	7	---	8	---	1	O.P.A.P. S.A. (Non Convertible)	5.9500	3.6560	94.6000	94.6000	94.6000	95.0170	06/08/2024	2,000	1,903.90	94.6000	B	37/08/2024	90.5800	96.6000
200,000	1,000.00	1,000.00	1.90	23/03/2028	7	---	7	---	1	MOTOR OIL CORINTH REFINERIES SA (Non Convertible)	7.1778	3.9160	92.6999	92.7000	92.6999	92.5850	06/08/2024	7,000	6,539.24	92.5001	B	37/08/2024	90.5000	93.4500
100,000	1,000.00	1,000.00	2.95	11/02/2027	5	---	5	---	1	SAFE BULKERS PARTICIPATIONS PLC (Non Convertible)	14.6681	4.7940	95.0000	95.0000	95.0000	94.8520	06/08/2024	1,000	964.67	94.8000	B	37/08/2024	92.0000	97.0000
230,000	1,000.00	1,000.00	4.70	12/07/2029	7	---	5	---	1	LAMDA DEVELOPMENT S.A. (Non convertible)	3.6556	4.0910	100.8500	100.8500	100.8500	100.2030	06/08/2024	20,000	20,243.11	100.1100	B	37/08/2024	97.0000	101.5000
100,000	1,000.00	1,000.00	4.40	26/07/2029	7	---	5	---	1	CPLP SHIPPING HOLDINGS PLC (Non Convertible)	1.7111	4.1430	99.5000	99.5100	99.5021	99.6000	06/08/2024	5,000	4,983.66	99.6000	B	37/08/2024	95.0948	100.4999
199,375	1,000.00	1,000.00	3.60	12/03/2026	7	---	11	---	1	AEGEAN AIRLINES S.A. (Non Convertible)	15.0000	3.7720	---	---	---	98.6030	06/08/2024	---	---	98.7500	B	37/08/2024	97.1458	99.6000
150,000	1,000.00	1,000.00	2.60	22/10/2026	7	---	10	---	1	TERNA ENERGY FINANCE S.A. (Non Convertible)	7.8722	3.2130	97.8699	97.8699	97.8699	96.2000	06/08/2024	2,000	1,973.14	96.5000	B	37/08/2024	92.8293	97.9000
500,000	1,000.00	1,000.00	2.75	03/07/2027	7	---	9	---	1	GEK TERNA S.A. (Non Convertible)	2.8264	4.2860	94.1090	94.9499	94.7036	94.4000	06/08/2024	144,000	136,375.97	94.5001	B	37/08/2024	91.5500	95.8999
200,000	1,000.00	1,000.00	4.25	23/01/2029	5	---	2	---	1	AUTOHELLAS S.A. (Non Convertible)	2.0069	4.2180	99.7500	99.7500	99.7500	99.8360	06/08/2024	1,000	999.51	99.5000	B	37/08/2024	97.5000	101.0000
120,000	1,000.00	1,000.00	3.95	04/04/2025	7	---	13	---	1	GEK TERNA S.A. (Non Convertible)	13.9347	3.8850	99.4000	99.4012	99.4002	99.5000	06/08/2024	40,000	40,317.49	99.7000	B	37/08/2024	98.1282	100.1000
100,000	1,000.00	1,000.00	2.70	25/05/2026	5	---	7	---	1	COSTAMARE PARTICIPATIONS PLC (Non Convertible)	5.5500	3.0680	98.9000	98.9000	98.9000	97.0000	06/08/2024	1,000	994.55	96.6000	B	37/08/2024	94.2567	99.2686
300,000	1,000.00	1,000.00	2.30	20/07/2028	7	---	7	---	1	PRODEA REIC S.A.(Non Convertible)	1.1500	4.6330	91.0000	91.0000	91.0000	90.5000	06/08/2024	6,000	5,466.90	90.5000	B	37/08/2024	86.1234	92.3500
150,000	1,000.00	1,000.00	2.65	22/10/2026	5	---	6	---	1	CPLP SHIPPING HOLDINGS PLC (Non Convertible)	8.0236	4.6300	95.1000	95.3000	95.2778	95.0200	06/08/2024	9,000	8,647.21	95.3000	B	37/08/2024	93.0000	95.7995
250,000	1,000.00	1,000.00	2.45	16/11/2028	7	---	6	---	1	ELVALHALCOR S.A. (Non Convertible)	5.7847	3.6580	94.0000	94.5500	94.5500	93.6320	06/08/2024	69,000	65,457.15	94.5200	B	37/08/2024	88.4206	94.5500
120,000	1,000.00	1,000.00	2.65	06/12/2028	7	---	6	---	1	NOVAL PROPERTY REIC (Non Convertible)	4.7111	4.2890	92.1500	92.8000	92.8000	92.3710	06/08/2024	34,000	31,570.18	92.6000	B	37/08/2024	88.5000	94.2749
300,000	1,000.00	1,000.00	2.30	14/12/2028	7	---	6	---	1	GEK TERNA S.A. (Non Convertible)	3.5778	4.1600	92.1000	92.1000	92.1000	92.0030	06/08/2024	1,000	924.58	91.5001	B	37/08/2024	86.5021	92.7400

Corporate Bonds Notes

Transactions Volume = (Pieces) * (Nominal Price). Transactions Value = (Pieces) * (Nominal Price) * (price %) + (Accrued interest).

The price of a Bond is stated as a percentage (%) of Bond's Nominal Price.

Nominal Price in Euros (€), except if it is noted differently.

Non Convertible Corporate Bonds - Regulated Market

Num Listed Bonds	Nominal price	Issue price	Today's Rate	Exp. Date	Duration (years)	Note	Coupon		Trading Unit	Corporate Bonds	Accrued Int.	Yield.T.Mat	Price min	Price max	Closing price	Previous closing price/date	Volume	Transactions Value	Last order			ear min	Year max	
							Common	Preferred											Price	Buy / Sell	Date			
100,000	1,000.00	1,000.00	2.80	25/01/2027	5	---	6	---	1	PREMIA S.A. (Non Convertible)	1.1667	4.9290	---	---	---	94.4670	06/08/2024	---	---	94.5000	B	07/08/2024	90.9974	97.8048
500,000	1,000.00	1,000.00	4.00	10/07/2030	7	---	3	---	1	METLEN ENERGY & METALS S.A. (Non Convertible)	3.3333	3.7060	100.3500	100.7000	100.6499	100.1840	06/08/2024	233,000	234,833.91	100.4000	B	07/08/2024	98.3001	101.5000
100,000	1,000.00	1,000.00	5.50	15/12/2028	5	---	2	---	1	IDEAL HOLDINGS S.A. (Non Convertible)	8.0972	5.1300	---	---	---	100.6670	06/08/2024	---	---	100.8000	B	07/08/2024	100.6502	104.1000

Corporate Bonds Notes

Transactions Volume = (Pieces) * (Nominal Price). Transactions Value = (Pieces) * (Nominal Price) * (price %) + (Accrued interest).

The price of a Bond is stated as a percentage (%) of Bond's Nominal Price.

Nominal Price in Euros (€), except if it is noted differently.

Government Bonds

Number Listed Bonds	Nominal price	Today's Rate	Accrued Interest Calc	Exp. Date [1]	Duration (years)	Note	Coupons Date	Curr. coupon value	Trading Unit	Government Bonds	Price min	Price max	Closing price	Previous closing price/date	Volume	Transactions Value	Price	Last order Buy / Sell	Date
3,000,000	1,000.00	4.13	Actual/Actual	15/06/2054	30	---	15/06	4.13	1	GGB-FXD-150654-30Y-4.125-1.000	---	---	---	---	---	---	---	---	---
4,700,000	1,000.00	1.88	Actual/Actual	04/02/2035	15	---	04/02	1.88	1	GGB-FXD-040235-15Y-1.875-1.000	---	---	---	---	---	---	---	---	---
6,000,000	1,000.00	0.75	Actual/Actual	18/06/2031	10	---	18/06	0.75	1	GGB-FXD-180631-10Y-0.750-1.000	---	---	---	---	---	---	---	---	---
3,600,000	1,000.00	3.88	Actual/Actual	15/06/2028	5	---	15/06	3.88	1	GGB-FXD-150628-05Y-3.875-1.000	---	---	---	---	---	---	---	---	---
5,962,747,327	1.00	3.75	Actual/Actual	30/01/2028	10	---	/02 - 01/02 - 31/	3.75	1	GGB-FXD-300128-10Y-3.750-1.000	---	---	---	85.4610 13/07/2018	---	---	1.0000	B	28/11/2018
7,067,309,386	1.00	3.90	Actual/Actual	30/01/2033	15	---	/02 - 01/02 - 31/	3.90	1	GGB-FXD-300133-15Y-3.900-1.000	---	---	---	78.6730 13/07/2018	---	---	1.0000	B	28/11/2018
5,622,848,349	1.00	4.00	Actual/Actual	30/01/2037	19	---	/02 - 01/02 - 31/	4.00	1	GGB-FXD-300137-19Y-4.000-1.000	---	---	---	77.0370 13/07/2018	---	---	1.0000	B	28/11/2018
5,476,770,669	1.00	4.20	Actual/Actual	30/01/2042	24	---	/02 - 01/02 - 31/	4.20	1	GGB-FXD-300142-24Y-4.200-1.000	---	---	---	77.7640 13/07/2018	---	---	1.0000	B	28/11/2018
4,450,000	1,000.00	3.38	Actual/Actual	15/06/2034	10	---	15/06	3.38	1	GGB-FXD-150634-10Y-3.375-1.000	---	---	---	---	---	---	---	---	---
40,248,141	1.00	4.30	Actual/Actual	24/02/2025	13	---	24/02	4.30	1	GGB-FXD-240225-13Y-2.000-1.000	---	---	---	10.0000 22/06/2015	---	---	---	---	---
59,586,043	1.00	4.30	Actual/Actual	24/02/2026	14	---	24/02	4.30	1	GGB-FXD-240226-14Y-2.000-1.000	---	---	---	10.0000 22/06/2015	---	---	---	---	---
41,118,344	1.00	4.30	Actual/Actual	24/02/2027	15	---	24/02	4.30	1	GGB-FXD-240227-15Y-2.000-1.000	---	---	---	10.0000 22/06/2015	---	---	---	---	---
45,137,734	1.00	4.30	Actual/Actual	24/02/2028	16	---	24/02	4.30	1	GGB-FXD-240228-16Y-2.000-1.000	---	---	---	10.0000 22/06/2015	---	---	---	---	---
61,768,888	1.00	4.30	Actual/Actual	24/02/2029	17	---	24/02	4.30	1	GGB-FXD-240229-17Y-2.000-1.000	---	---	---	10.0000 22/06/2015	---	---	---	---	---
54,567,744	1.00	4.30	Actual/Actual	24/02/2030	18	---	24/02	4.30	1	GGB-FXD-240230-18Y-2.000-1.000	---	---	---	10.0000 22/06/2015	---	---	---	---	---
37,541,515	1.00	4.30	Actual/Actual	24/02/2031	19	---	24/02	4.30	1	GGB-FXD-240231-19Y-2.000-1.000	---	---	---	10.0000 22/06/2015	---	---	---	---	---
37,558,317	1.00	4.30	Actual/Actual	24/02/2032	20	---	24/02	4.30	1	GGB-FXD-240232-20Y-2.000-1.000	---	---	---	10.0000 22/06/2015	---	---	---	---	---
37,473,732	1.00	4.30	Actual/Actual	24/02/2033	21	---	24/02	4.30	1	GGB-FXD-240233-21Y-2.000-1.000	---	---	---	10.0000 22/06/2015	---	---	---	---	---
33,888,293	1.00	4.30	Actual/Actual	24/02/2034	22	---	24/02	4.30	1	GGB-FXD-240234-22Y-2.000-1.000	---	---	---	10.0000 22/06/2015	---	---	---	---	---
35,177,800	1.00	4.30	Actual/Actual	24/02/2035	23	---	24/02	4.30	1	GGB-FXD-240235-23Y-2.000-1.000	---	---	---	10.0000 22/06/2015	---	---	---	---	---
35,547,268	1.00	4.30	Actual/Actual	24/02/2036	24	---	24/02	4.30	1	GGB-FXD-240236-24Y-2.000-1.000	---	---	---	10.0000 22/06/2015	---	---	---	---	---
40,246,306	1.00	4.30	Actual/Actual	24/02/2037	25	---	24/02	4.30	1	GGB-FXD-240237-25Y-2.000-1.000	---	---	---	10.0000 22/06/2015	---	---	---	---	---
37,643,952	1.00	4.30	Actual/Actual	24/02/2038	26	---	24/02	4.30	1	GGB-FXD-240238-26Y-2.000-1.000	---	---	---	10.0000 22/06/2015	---	---	---	---	---
36,977,100	1.00	4.30	Actual/Actual	24/02/2039	27	---	24/02	4.30	1	GGB-FXD-240239-27Y-2.000-1.000	---	---	---	10.0000 22/06/2015	---	---	---	---	---
41,615,000	1.00	4.30	Actual/Actual	24/02/2040	28	---	24/02	4.30	1	GGB-FXD-240240-28Y-2.000-1.000	---	---	---	10.0000 22/06/2015	---	---	---	---	---
42,227,208	1.00	4.30	Actual/Actual	24/02/2041	29	---	24/02	4.30	1	GGB-FXD-240241-29Y-2.000-1.000	---	---	---	10.0000 22/06/2015	---	---	---	---	---
68,288,487	1.00	4.30	Actual/Actual	24/02/2042	30	---	24/02	4.30	1	GGB-FXD-240242-30Y-2.000-1.000	---	---	---	10.0000 22/06/2015	---	---	---	---	---
4,250,000	1,000.00	3.88	Actual/Actual	12/03/2029	10	---	12/03	3.88	1	GGB-FXD-120329-10Y-3.875-1.000	---	---	---	---	---	---	100.0000	B	15/10/2019
4,500,000	1,000.00	0.00	Actual/Actual	12/02/2026	5	---	12/02	0.00	1	GGB-FXD-120226-05Y-3.000-1.000	---	---	---	---	---	---	---	---	---
2,209,163	1,000.00	3.38	Actual/Actual	15/02/2025	7	---	15/02	3.38	1	GGB-FXD-150225-07Y-3.375-1.000	---	---	---	---	---	---	---	---	---
964,000	1,000.00	3.25	Actual/Actual	20/03/2025	6	---	20/03	3.25	1	GGB-FXD-200325-06Y-3.250-1.000	---	---	---	---	---	---	---	---	---
2,100,000	1,000.00	3.55	Actual/Actual	20/03/2026	7	---	20/03	3.55	1	GGB-FXD-200326-07Y-3.550-1.000	---	---	---	---	---	---	---	---	---
5,500,000	1,000.00	1.50	Actual/Actual	18/06/2030	10	---	18/06	1.50	1	GGB-FXD-180630-10Y-1.500-1.000	---	---	---	---	---	---	---	---	---
3,500,000	1,000.00	4.38	Actual/Actual	18/07/2038	15	---	18/07	4.38	1	GGB-FXD-180738-15Y-4.375-1.000	---	---	---	---	---	---	---	---	---

Government Bonds Notes

Transactions Volume = (Pieces) * (Nominal Price). Transactions Value = (Pieces) * (Nominal Price) * (price %) + (Accrued interest).

The Value of current coupon for the issues with NV 0.01 euro refers to NV 100 euros

FLR: Floating Interest Rate.

[1] - The Expiration Date of the interest bearing period and the Date for coupon payment.

Government Bonds

Number Listed Bonds	Nominal price	Today's Rate	Accrued Interest Calc	Exp. Date [1]	Duration (years)	Note	Coupons Date	Curr. coupon value	Trading Unit	Government Bonds	Price min	Price max	Closing price	Previous closing price/date	Volume	Transactions Value	Price	Last order Buy / Sell	Date
40,000	1,000.00	4.67	FLR	Actual/360	18/09/2024	1	---	18/09 - 19/03	---	1	GGB-FLT-180924-01Y-4.670-1.000	---	---	---	---	---	---	---	---
5,364,250	1,000.00	3.25		Actual/Actual	20/03/2050	30	---	20/03	3.25	1	GGB-FXD-200350-30Y-3.250-1.000	---	---	---	---	---	---	---	---
3,924,361	1,000.00	2.00		Actual/Actual	22/04/2027	7	---	22/04	2.00	1	GGB-FXD-220427-07Y-2.000-1.000	---	---	---	---	---	99.9000	B	22/04/2020
2,500,000	1,000.00	1.88		Actual/Actual	23/07/2026	7	---	23/07	1.88	1	GGB-FXD-230726-07Y-1.875-1.000	---	---	---	---	---	---	---	---
4,900,000	1,000.00	4.25		Actual/Actual	15/06/2033	10	---	15/06	4.25	1	GGB-FXD-150633-10Y-4.250-1.000	---	---	---	---	---	---	---	---
3,500,000	1,000.00	1.88		Actual/Actual	24/01/2052	30	---	24/01	1.88	1	GGB-FXD-240152-30Y-1.875-1.000	---	---	---	---	---	---	---	---
3,700,000	1,000.00	1.75		Actual/Actual	18/06/2032	10	---	18/06	1.75	1	GGB-FXD-180632-10Y-1.750-1.000	---	---	---	---	---	---	---	---
2,200,000	1,000.00	1.13	FLR	Actual/360	15/12/2027	5	---	- 15/12 - 15/03 -	---	1	GGB-FLT-151227-05Y-1.130-1.000	---	---	---	---	---	102.1600	B	30/12/2022

Government Bonds Notes

Transactions Volume = (Pieces) * (Nominal Price). Transactions Value = (Pieces) * (Nominal Price) * (price %) + (Accrued interest).

The Value of current coupon for the issues with NV 0.01 euro refers to NV 100 euros

FLR: Floating Interest Rate.

[1] - The Expiration Date of the interest bearing period and the Date for coupon payment.

Treasury Bills & Zero Coupon Government Bonds

Issue Date	13-Week Maturity									26-Week Maturity									52-Week Maturity								
	Exp. Date	Initial Rate	Num Listed Bonds	Nominal price	Issue price	Last Trade Price	Last Trade Date	Volume Traded	Note	Exp. Date	Initial Rate	Num Listed Bonds	Nominal price	Issue price	Last Trade Price	Last Trade Date	Volume Traded	Note	Exp. Date	Initial Rate	Num Listed Bonds	Nominal price	Issue price	Last Trade Price	Last Trade Date	Volume Traded	Note
08/09/2023	---	---	---	---	---	---	---	---	---	---	---	---	---	---	---	---	---	---	06/09/2024	3.81	812,500	1,000.00	962.90	---	---	---	---
08/12/2023	---	---	---	---	---	---	---	---	---	---	---	---	---	---	---	---	---	---	06/12/2024	3.70	600,000	1,000.00	963.90	---	---	---	---
08/03/2024	---	---	---	---	---	---	---	---	---	---	---	---	---	---	---	---	---	---	07/03/2025	3.73	812,500	1,000.00	963.70	---	---	---	---
07/06/2024	---	---	---	---	---	---	---	---	---	---	---	---	---	---	---	---	---	---	06/06/2025	3.34	600,000	1,000.00	967.30	---	---	---	---

Bonds in Circulation	Currency / Min nominal traded Value	Coupons Payment Date	Current Coupon Value	Note	Coupon	Trading Unit	Issue Date	Duration (years)	Today's Interest	A.I.C in days	Bonds	Last price of previous days		Last Outcry in Cash (euro)		Trades in Pieces	Life min	Life Max	
												Price	Buy / Sell	Price	Buy / Sell				
Corporate Bonds in Foreign Currency and Euro																			
103,746	GBP / 10	01/12	0.25	---	65	1	01/12/1930	98	2.5	360	National Mortgage Bank	2.27	05/02/1996	2.27	S	05/02/1996	---	2.27	2.27
0	GBP / 10	01/12	0.25	---	67	1	01/12/1928	100	2.5	360	National Mortgage Bank	---	---	---	---	---	---	---	---

Government Bonds Notes

A.I.C: Accrued Interest Calculation base.

FLR: Floating Interest Rate.

The minimum tradeable Nominal Value for all Demeterialised Government Titles is 100 Euros.

(μφρ-0)

Athex & ATHEXClear Members List

Member Name				Stock Market			Derivatives Market		ATHEXClear Member	
	Address	Phone	Fax	Market Member	Remote Member	Market Maker	Proprietary	Market Maker	General Clearing	Direct Clearing
A. SARRIS SECURITIES S.A.				a						
6, ΔΡΑΓΑΤΣΑΝΙΟΥ 6 ΑΘΗΝΑ	2103367700									
ΑΕΟΝIC SECURITIES C.I.F. P.L.C.				a						
, ΛΑΪΟΥ 6, ΓΡ. 301B, ANNA COURT	35725337600									
ALPHA BANK S.A.									a	
, ΣΤΑΔΙΟΥ 40 ΑΘΗΝΑ	2103260000									
ALPHA FINANCE INVESTMENT SERVICES SINGLE MEMBER SA				a		a	a	a		a
5, ΠΑΝΕΠΙΣΤΗΜΙΟΥ 45 ΑΘΗΝΑ	2103677400									
ARGUS STOCKBROKERS LTD				a	a		a			
25, 25 ΛΕΩΦΟΡΟΣ ΔΗΜΟΣΘΕΝΗ ΣΕΒΕΡΗ	0035722717000									
ATHLOS CAPITAL INVESTMENT SERVICES LTD					a					
, 17 STASINOU AVENUE, BEDIZIA TOWER, 6TH & 7TH FL.	35722110777									
ATLANTIC SECURITIES LTD				a	a					
37, ΠΡΟΔΡΟΜΟΥ 37	0035722445400									
AXON SECURITIES S.A.				a			a			
48, ΣΤΑΔΙΟΥ 48 ΑΘΗΝΑ	2103363800									
BETA SECURITIES S.A.				a		a	a			a
29, ΑΛΕΞΑΝΔΡΑΣ 29 ΑΘΗΝΑ	210 6478900									
BNP PARIBAS S.A.									a	
, ΛΑΜΨΑΚΟΥ 2 ΑΘΗΝΑ	2107468525									
BOFA SECURITIES EUROPE SA				a	a					
, 51 RUE LA BOÉTIE	+33 153655555									
CAPITAL SECURITIES S.A.				a			a			
58, ΜΗΤΡΟΠΟΛΕΩΣ 58 ΑΘΗΝΑ	2103369700									
CITIGROUP GLOBAL MARKETS EUROPE AG				a	a					
16, REUTERWEG 16	+49 691366-0									
CITIGROUP GLOBAL MARKETS LIMITED				a						
1, 33 CANADA SQUARE - CANARY WHARF	+44 02079864000									
CREDIT SUISSE BANK (EUROPE), S.A.				a						
, CALLE AYALA 42, 3A PLANTA-B MADRID	+34917916000									
CREDIT SUISSE SECURITIES (EUROPE) LIMITED				a						
1, ONE CABOT SQUARE LONDON	+44 2078888888									
CYCLOS SECURITIES S.A.				a			a			
39, ΧΑΡΙΛΑΟΥ ΤΡΙΚΟΥΠΗ 6-8-10 ΑΘΗΝΑ	2103364300									
DEUTSCHE BANK S.A.					a					
1, GREAT WINCHESTER STREET LONDON	+44 20 754 54209	00441133361437								
EUROBANK EQUITIES INVESTMENT FIRM SINGLE MEMBER SA				a		a	a	a		a
, ΦΙΛΕΛΗΝΩΝ 10 & ΞΕΝΟΦΩΝΤΟΣ 13 ΑΘΗΝΑ	2103720425									
EUROBANK S.A.									a	
, ΟΘΩΝΟΣ 8 ΑΘΗΝΑ	2144043907									
EUROCORP INVESTMENT SERVICES S.A.				a			a			a
14, ΠΛ.ΦΙΛΙΚΗΣ ΕΤΑΙΡΕΙΑΣ 14 ΑΘΗΝΑ	2107263600									
EUROTRUST INVESTMENT FIRM SA				a						
113, ΣΕΒΑΣΤΟΥΠΟΛΕΩΣ 113 ΑΘΗΝΑ	2103363100									
EUROXX SECURITIES S.A.				a		a	a	a		a
7, ΠΑΛΑΙΟΛΟΓΟΥ ΧΑΛΑΝΔΡΙ	(210)-6879400	(210)-6879401								
7, ΠΑΛΕΟΛΟΓΟΥ ΧΑΛΑΝΔΡΙ	+30 2106879400	210-6879401								
FREEDOM FINANCE EUROPE LTD				a	a					
, ΧΡΙΣΤΑΚΗ ΚΡΑΝΟΥ 20	035725257786									
G. A. PERVANAS SECURITIES- INVESTMENT SERVICES S.A.				a						
7-9, ΣΟΦΟΚΛΕΟΥΣ 7-9 ΑΘΗΝΑ	2103727200									
GLOBAL CAPITAL SECURITIES & FINANCIAL SERVICES LTD				a	a					
50, ΛΑΡΧΙΕΠΙΣΚΟΠΟΥ ΜΑΚΑΡΙΟΥ Γ50	0035722710710									
GREENPOST TRADING EUROPE LTD				a	a	a				
, ΚΙΜΩΝΟΣ 3, ACROPOLIS MANSIONS, 2ND FLOOR, FLAT/OFFICE 202	035722521389									
HELLENIC AMERICAN SECURITIES S.A.				a		a	a			a
27, ΑΝΔΡΕΑ ΠΑΠΑΝΔΡΕΟΥ 27 ΜΑΡΟΥΣΙ	2103311100									
HELLENIC BANK (INVESTMENTS) LTD					a					
, ΑVE.ΚΥΡΙΑΚΟΥ ΜΑΤΣΙ 31 - ΡΟ ΒΟΧ 24747 ΝΙCΟSΙΑ	+357 22500100	357 22500110								
HSBC CONTINENTAL EUROPE									a	
109-111, ΑΜΕΣΟΓΕΙΩΝ 109-111	2106960000									
INDEX SECURITIES S.A.				a						
6, ΔΡΑΓΑΤΣΑΝΙΟΥ 6 ΑΘΗΝΑ	2103213920									

Athex & ATHEXClear Members List

Member Name				Stock Market			Derivatives Market		ATHEXClear Member	
	Address	Phone	Fax	Market Member	Remote Member	Market Maker	Proprietary	Market Maker	General Clearing	Direct Clearing
J. CHR. MAVRIKIS SECURITIES S.A.				a						
5, ΣΟΦΟΚΛΕΟΥΣ 5 ATHINA	2103216730									
KAPPA SECURITIES S.A.				a			a			
15, ΒΑΛΑΩΡΙΤΟΥ 15 ATHINA	2103678600									
KARAMANOF SECURITIES & INVESTMENT SERVICES S.A.				a						
2, ΠΛ.ΑΓ.ΘΕΟΔΩΡΩΝ 2 ATHINA	2103212947									
LAIKI FINANCIAL SERVICES LTD					a					
26, AVE. VYRONOS NICOSIA	357 22367367	357 22718567								
LEON DEPOLAS SECURITIES S.A.				a		a	a			
1, ΧΡΗΣΤΟΥ ΛΑΔΑ 1 ATHINA	2103213276 -28									
MEGA EQUITY SECURITIES & FINANCIAL SERVICES PUBLIC LTD				a	a		a			
42-44, ΛΕΩΦ.ΓΡΙΒΑ ΔΙΓΕΝΗ 42-44	0035722711711									
MERIT SECURITIES S.A				a		a	a			a
5, ΣΟΦΟΚΛΕΟΥΣ 5 ATHINA	2141008814									
MERRILL LYNCH INTERNATIONAL				a						
2, 2 KING EDWARD STREET LONDON	+44 20276281000									
N. CHRYSOCHOIDIS STOCK BROKERAGE I.S.S.A.				a			a			a
7-9, ΣΟΦΟΚΛΕΟΥΣ 7-9 ATHINA	2103213913									
NATIONAL BANK OF GREECE S.A.				a		a	a		a	
86, ΑΙΟΛΟΥ STR. ATHINA	(210)-3341000	(210)-3228187								
68, ΑΚΑΔΙΜΙΑΣ STR. ATHINA	(210)-3328817	(210)-3328678								
NATIONAL SECURITIES SINGLE MEMBER SA				a		a	a	a		
66, ΛΕΩΦΟΡΟΣ ΑΘΗΝΩΝ 128-132 & ΙΦΙΓΕΝΙΑΣ ATHINA	2103328784									
NUNTIUS BROKERAGE AND INVESTMENT SERVICES SINGLE MEMBER S.A.				a			a			
6, ΔΡΑΓΑΤΣΑΝΙΟΥ 6 ATHINA	2103350599									
ONE PLUS CAPITAL LIMITED				a	a					
, 75 PRODROMOU AVENUE NICOSIA 1307	35722873760									
OPTIMA BANK S.A.				a		a	a	a	a	
, ΑΙΓΙΑΛΕΙΑΣ 32 & ΠΑΡΑΔΕΙΣΟΥ ΜΑΡΟΥΣΙ	210 8173000									
PANCRETA BANK S.A									a	
, ΙΚΑΡΟΥ 5	2810338746									
PANTELAKIS SECURITIES S.A.				a		a	a	a		
57, ΕΘΝΙΚΗΣ ΑΝΤΙΣΤΑΣΕΩΣ 57, ΚΤΙΠΙΟ Β CHALANDRI	2106965000									
PIRAEUS BANK S.A.				a			a		a	
, ΑΜΕΡΙΚΗΣ 4 ATHINA	2103335000									
PIRAEUS SECURITIES S. A.				a		a	a	a		a
10, ΣΤΑΔΙΟΥ 10 ATHINA	2103354100									
PROCHOICE SECURITIES LTD				a	a					
57, ΛΕΩΦ.ΣΠΥΡΟΥ ΚΥΠΡΙΑΝΟΥ 57, ΑΚΙΝΗΤΑ Φ	035724661192									
SHARELINK SECURITIES & FINANCIAL SERVICES LTD				a			a			
6, HOUSE-ΘΕΟΤΟΚΗ 6 ΜΕΓΑΡΟ ΕΛΛΗΝΑ	+357 22554200									
SOCIETE GENERALE S.A.				a	a		a			
, 17 COURS VALMY, CEDEX	+157290504									
SOLIDUS SECURITIES S.A				a			a			a
64, ΛΟΥΙΖΗΣ ΠΙΑΝΚΟΥΡ 64 ATHINA	2106900600									
ST. EM. LAVRENTAKIS SECURITIES S.A.				a						
7-9, ΣΟΦΟΚΛΕΟΥΣ 7-9 ATHINA	2103213336									
THE CYPRUS INVESTMENT & SECURITIES CORPORATION LTD				a	a					
154, 1 AG. PROKOPIΟΥ & POSIDONOS 1ST FLOOR	0035722121700									
UBS EUROPE SE				a	a					
, OPERNTURM, BOCKENHEIMER LANDSTRASSE 2-4	496921790									
UBS LIMITED					a					
1, FINSBURY AVENUE LONDON	+44 2075687135									
VIGOR FINANCE INVESTMENT SERVICES S.A.				a			a			
, ΨΥΧΑΡΗ 14 Ν. PSYCHIKO	2106718400									

List of Stocks under Market Making operations

Securities	Market Maker	Start Market Making	Stock Category
MLS MULTIMEDIA SA (CR)			Suspension Status
	PIRAEUS SECURITIES S. A.	01/08/2019	
ALPHA ETF FTSE Athex Large Cap			Exchange Traded Funds (ETFs)
	ALPHA FINANCE INVESTMENT SERVICES SINGLE MEMBER SA	02/01/1900	
	NATIONAL SECURITIES SINGLE MEMBER SA	02/01/1900	
ADMIE (IPTO) HOLDING S.A. (CR)			Main Market
	EUROBANK EQUITIES INVESTMENT FIRM SINGLE MEMBER SA	24/05/2021	
	HELLENIC AMERICAN SECURITIES S.A.	09/03/2020	
	PIRAEUS SECURITIES S. A.	29/06/2017	
AEGEAN AIRLINES (CR)			Main Market
	EUROBANK EQUITIES INVESTMENT FIRM SINGLE MEMBER SA	22/09/2020	
ALPHA SERVICES HOLD (CR)			Main Market
	ALPHA FINANCE INVESTMENT SERVICES SINGLE MEMBER SA	29/02/2016	
	EUROBANK EQUITIES INVESTMENT FIRM SINGLE MEMBER SA	22/10/2006	
	GREENPOST TRADING EUROPE LTD	12/06/2023	
	HELLENIC AMERICAN SECURITIES S.A.	25/07/2014	
	LEON DEPOLAS SECURITIES S.A.	04/01/2016	
	MERIT SECURITIES S.A	03/09/2012	
	NATIONAL SECURITIES SINGLE MEMBER SA	02/01/1900	
	PIRAEUS SECURITIES S. A.	28/05/2009	
ALPHA TRUST HOLDINGS (CR)			Main Market
	EUROBANK EQUITIES INVESTMENT FIRM SINGLE MEMBER SA	06/02/2023	
	LEON DEPOLAS SECURITIES S.A.	04/01/2021	
ALUMIL (CR)			Main Market
	PIRAEUS SECURITIES S. A.	31/07/2023	
ANDROMEDA SA (CR)			Main Market
	BETA SECURITIES S.A.	15/02/2021	
	OPTIMA BANK S.A.	03/04/2023	
ATHENS INTL AIRPORT (CR)			Main Market
	PIRAEUS SECURITIES S. A.	03/06/2024	
ATTICA BANK S.A. (CR)			Main Market
	EUROXX SECURITIES S.A.	22/01/2016	
AUSTRIACARD (CB)			Main Market
	BETA SECURITIES S.A.	23/03/2023	
	EUROXX SECURITIES S.A.	10/06/2024	
	PIRAEUS SECURITIES S. A.	02/08/2024	
AUTOHELLAS SA (CR)			Main Market
	ALPHA FINANCE INVESTMENT SERVICES SINGLE MEMBER SA	01/07/2019	
	EUROXX SECURITIES S.A.	02/07/2018	
AVAX S.A. (CR)			Main Market
	EUROBANK EQUITIES INVESTMENT FIRM SINGLE MEMBER SA	14/12/2015	
	OPTIMA BANK S.A.	04/09/2023	
	PIRAEUS SECURITIES S. A.	01/02/2021	
AVE (CR)			Main Market
	EUROXX SECURITIES S.A.	05/06/2020	
BRIQ PROPERTIES (CR)			Main Market
	EUROBANK EQUITIES INVESTMENT FIRM SINGLE MEMBER SA	09/09/2019	
	LEON DEPOLAS SECURITIES S.A.	22/02/2021	
	PIRAEUS SECURITIES S. A.	05/02/2024	
CC HBC AG (CR)			Main Market
	BETA SECURITIES S.A.	08/03/2021	
	NATIONAL SECURITIES SINGLE MEMBER SA	02/01/1900	
	PIRAEUS SECURITIES S. A.	04/05/2015	
CENERGY HOLDINGS (CB)			Main Market
	ALPHA FINANCE INVESTMENT SERVICES SINGLE MEMBER SA	02/01/2016	
	EUROBANK EQUITIES INVESTMENT FIRM SINGLE MEMBER SA	02/01/2016	
	OPTIMA BANK S.A.	14/03/2022	
	PANTELAKIS SECURITIES S.A.	27/12/2022	
CNL CAPITAL (CR)			Main Market
	MERIT SECURITIES S.A	01/10/2018	
DIMAND (CR)			Main Market
	ALPHA FINANCE INVESTMENT SERVICES SINGLE MEMBER SA	08/08/2022	
	EUROBANK EQUITIES INVESTMENT FIRM SINGLE MEMBER SA	08/08/2022	
	PANTELAKIS SECURITIES S.A.	15/05/2023	
EKTER SA (CR)			Main Market
	BETA SECURITIES S.A.	26/09/2022	
	EUROBANK EQUITIES INVESTMENT FIRM SINGLE MEMBER SA	16/10/2017	
	LEON DEPOLAS SECURITIES S.A.	21/05/2018	

List of Stocks under Market Making operations

Securities	Stock Category
Market Maker	Start Market Making
ELASTRON (CR)	Main Market
LEON DEPOLAS SECURITIES S.A.	20/02/2017
ELLAKTOR (CR)	Main Market
ALPHA FINANCE INVESTMENT SERVICES SINGLE MEMBER SA	18/03/2019
EUROBANK EQUITIES INVESTMENT FIRM SINGLE MEMBER SA	01/06/2012
EUROXX SECURITIES S.A.	24/09/2018
NATIONAL SECURITIES SINGLE MEMBER SA	02/01/1900
PIRAEUS SECURITIES S. A.	22/10/2018
ELTON SA (CR)	Main Market
OPTIMA BANK S.A.	30/01/2023
ELVALHALCOR (CR)	Main Market
ALPHA FINANCE INVESTMENT SERVICES SINGLE MEMBER SA	07/05/2018
BETA SECURITIES S.A.	09/01/2023
EUROBANK EQUITIES INVESTMENT FIRM SINGLE MEMBER SA	07/05/2018
EUROBANK HOLDINGS (CR)	Main Market
ALPHA FINANCE INVESTMENT SERVICES SINGLE MEMBER SA	09/01/2006
EUROBANK EQUITIES INVESTMENT FIRM SINGLE MEMBER SA	01/06/2012
GREENPOST TRADING EUROPE LTD	12/06/2023
HELLENIC AMERICAN SECURITIES S.A.	25/07/2014
LEON DEPOLAS SECURITIES S.A.	30/11/2018
MERIT SECURITIES S.A.	06/11/2017
NATIONAL SECURITIES SINGLE MEMBER SA	02/01/1900
PIRAEUS SECURITIES S. A.	28/09/2009
EUROCONSULTANTS S.A. (CR)	Main Market
EUROBANK EQUITIES INVESTMENT FIRM SINGLE MEMBER SA	22/07/2014
OPTIMA BANK S.A.	01/02/2023
EYDAP S.A. (CR)	Main Market
ALPHA FINANCE INVESTMENT SERVICES SINGLE MEMBER SA	27/01/2020
EUROBANK EQUITIES INVESTMENT FIRM SINGLE MEMBER SA	10/06/2019
FOURLIS (CR)	Main Market
EUROBANK EQUITIES INVESTMENT FIRM SINGLE MEMBER SA	01/12/2016
PIRAEUS SECURITIES S. A.	06/03/2017
GEK TERNA (CR)	Main Market
BETA SECURITIES S.A.	08/03/2021
EUROBANK EQUITIES INVESTMENT FIRM SINGLE MEMBER SA	24/05/2021
PIRAEUS SECURITIES S. A.	29/08/2019
GR. SARANTIS S.A. (CR)	Main Market
BETA SECURITIES S.A.	14/05/2012
EUROBANK EQUITIES INVESTMENT FIRM SINGLE MEMBER SA	24/10/2016
PIRAEUS SECURITIES S. A.	02/04/2024
HELLENIC EXCHANGES-A.S.E. (CR)	Main Market
HELLENIC AMERICAN SECURITIES S.A.	01/09/2014
NATIONAL SECURITIES SINGLE MEMBER SA	02/01/1900
PIRAEUS SECURITIES S. A.	04/05/2015
HELLENIQ ENERGY (CR)	Main Market
ALPHA FINANCE INVESTMENT SERVICES SINGLE MEMBER SA	07/11/2023
EUROBANK EQUITIES INVESTMENT FIRM SINGLE MEMBER SA	01/11/2023
HELLENIC AMERICAN SECURITIES S.A.	14/09/2015
PIRAEUS SECURITIES S. A.	20/03/2017
IDEAL HOLDINGS (CR)	Main Market
EUROBANK EQUITIES INVESTMENT FIRM SINGLE MEMBER SA	07/06/2021
PIRAEUS SECURITIES S. A.	07/06/2021
INTERCONTINENTAL (CR)	Main Market
LEON DEPOLAS SECURITIES S.A.	03/06/2019
INTERLIFE G.C.I.(CR)	Main Market
PIRAEUS SECURITIES S. A.	22/01/2024
INTERWOOD-XYLEMPORIA (CR)	Main Market
EUROBANK EQUITIES INVESTMENT FIRM SINGLE MEMBER SA	05/07/2021
PANTELAKIS SECURITIES S.A.	01/07/2021
INTRAKAT (CR)	Main Market
BETA SECURITIES S.A.	04/10/2021
PANTELAKIS SECURITIES S.A.	10/10/2022
JUMBO SA (CR)	Main Market
BETA SECURITIES S.A.	01/02/2021
EUROBANK EQUITIES INVESTMENT FIRM SINGLE MEMBER SA	25/05/2020
GREENPOST TRADING EUROPE LTD	12/06/2023
MERIT SECURITIES S.A.	06/11/2017
PIRAEUS SECURITIES S. A.	06/03/2017

List of Stocks under Market Making operations

Securities	Stock Category
Market Maker	Start Market Making
KLOUKINAS - LAPPAS SA (CR)	Main Market
OPTIMA BANK S.A.	02/01/2023
KRI-KRI S.A. (CR)	Main Market
EUROBANK EQUITIES INVESTMENT FIRM SINGLE MEMBER SA	07/05/2018
PIRAEUS SECURITIES S. A.	11/12/2023
LAMDA DEVELOPMENT SA (CR)	Main Market
EUROBANK EQUITIES INVESTMENT FIRM SINGLE MEMBER SA	08/12/2014
PANTELAKIS SECURITIES S.A.	06/11/2017
PIRAEUS SECURITIES S. A.	29/06/2017
LAMPSA HOTEL SA (CR)	Main Market
LEON DEPOLAS SECURITIES S.A.	16/01/2017
METLEN ENERGY & METALS (CR)	Main Market
ALPHA FINANCE INVESTMENT SERVICES SINGLE MEMBER SA	15/04/2019
BETA SECURITIES S.A.	11/04/2022
EUROBANK EQUITIES INVESTMENT FIRM SINGLE MEMBER SA	20/09/2017
GREENPOST TRADING EUROPE LTD	12/06/2023
MERIT SECURITIES S.A	25/02/2019
NATIONAL SECURITIES SINGLE MEMBER SA	02/01/1900
PIRAEUS SECURITIES S. A.	04/05/2015
MOTODYNAMICS S.A. (CR)	Main Market
OPTIMA BANK S.A.	25/08/2023
MOTOR OIL (CR)	Main Market
BETA SECURITIES S.A.	08/03/2021
EUROBANK EQUITIES INVESTMENT FIRM SINGLE MEMBER SA	22/10/2006
GREENPOST TRADING EUROPE LTD	12/06/2023
LEON DEPOLAS SECURITIES S.A.	01/04/2019
MERIT SECURITIES S.A	25/02/2019
NATIONAL SECURITIES SINGLE MEMBER SA	02/01/1900
PIRAEUS SECURITIES S. A.	04/05/2015
MPLE KEDROS (CR)	Main Market
OPTIMA BANK S.A.	16/10/2023
OPTIMA BANK S.A.	08/11/2023
NAFPAKTOS TEXTILE (CR)	Main Market
OPTIMA BANK S.A.	29/01/2024
NATIONAL BANK (CR)	Main Market
ALPHA FINANCE INVESTMENT SERVICES SINGLE MEMBER SA	09/01/2006
EUROBANK EQUITIES INVESTMENT FIRM SINGLE MEMBER SA	22/10/2006
GREENPOST TRADING EUROPE LTD	12/06/2023
HELLENIC AMERICAN SECURITIES S.A.	25/07/2014
LEON DEPOLAS SECURITIES S.A.	20/05/2015
MERIT SECURITIES S.A	03/09/2012
NATIONAL SECURITIES SINGLE MEMBER SA	02/01/1900
PIRAEUS SECURITIES S. A.	08/09/2008
NOVAL PROPERTY REIC (CR)	Main Market
ALPHA FINANCE INVESTMENT SERVICES SINGLE MEMBER SA	05/06/2024
PIRAEUS SECURITIES S. A.	05/06/2024
OPAP (CR)	Main Market
ALPHA FINANCE INVESTMENT SERVICES SINGLE MEMBER SA	09/01/2006
EUROBANK EQUITIES INVESTMENT FIRM SINGLE MEMBER SA	22/10/2006
GREENPOST TRADING EUROPE LTD	12/06/2023
HELLENIC AMERICAN SECURITIES S.A.	25/07/2014
MERIT SECURITIES S.A	20/03/2017
NATIONAL SECURITIES SINGLE MEMBER SA	02/01/1900
PIRAEUS SECURITIES S. A.	04/05/2015
OPTIMA BANK (CR)	Main Market
ALPHA FINANCE INVESTMENT SERVICES SINGLE MEMBER SA	12/12/2023
EUROBANK EQUITIES INVESTMENT FIRM SINGLE MEMBER SA	11/12/2023
OPTIMA BANK S.A.	06/11/2023
ORILINA PROPERTIES REIC (CR)	Main Market
EUROBANK EQUITIES INVESTMENT FIRM SINGLE MEMBER SA	11/12/2023
LEON DEPOLAS SECURITIES S.A.	11/12/2023

List of Stocks under Market Making operations

Securities	Stock Category
Market Maker	Start Market Making
OTE (CR)	Main Market
ALPHA FINANCE INVESTMENT SERVICES SINGLE MEMBER SA	09/01/2006
EUROBANK EQUITIES INVESTMENT FIRM SINGLE MEMBER SA	22/10/2006
GREENPOST TRADING EUROPE LTD	12/06/2023
HELLENIC AMERICAN SECURITIES S.A.	25/07/2014
LEON DEPOLAS SECURITIES S.A.	20/04/2015
MERIT SECURITIES S.A	20/03/2017
NATIONAL SECURITIES SINGLE MEMBER SA	02/01/1900
PIRAEUS SECURITIES S. A.	08/09/2008
P.P.A. S.A. (CR)	Main Market
EUROBANK EQUITIES INVESTMENT FIRM SINGLE MEMBER SA	06/02/2019
PAPOUTSANIS (CR)	Main Market
ALPHA FINANCE INVESTMENT SERVICES SINGLE MEMBER SA	19/11/2018
BETA SECURITIES S.A.	25/11/2013
PERFORMANCE TECHNOLOGIES (CR)	Main Market
EUROBANK EQUITIES INVESTMENT FIRM SINGLE MEMBER SA	22/02/2021
PANTELAKIS SECURITIES S.A.	08/03/2021
PETROPOULOS PETROS (CR)	Main Market
EUROBANK EQUITIES INVESTMENT FIRM SINGLE MEMBER SA	01/04/2019
PANTELAKIS SECURITIES S.A.	16/03/2020
PIRAEUS FINANCIAL HOLD (CR)	Main Market
ALPHA FINANCE INVESTMENT SERVICES SINGLE MEMBER SA	15/04/2019
EUROBANK EQUITIES INVESTMENT FIRM SINGLE MEMBER SA	22/10/2006
EUROXX SECURITIES S.A.	15/02/2016
GREENPOST TRADING EUROPE LTD	12/06/2023
HELLENIC AMERICAN SECURITIES S.A.	25/07/2014
LEON DEPOLAS SECURITIES S.A.	30/11/2018
MERIT SECURITIES S.A	16/09/2013
NATIONAL SECURITIES SINGLE MEMBER SA	02/01/1900
PIRAEUS SECURITIES S. A.	16/02/2009
PPC (CR)	Main Market
ALPHA FINANCE INVESTMENT SERVICES SINGLE MEMBER SA	09/01/2006
BETA SECURITIES S.A.	01/02/2021
EUROBANK EQUITIES INVESTMENT FIRM SINGLE MEMBER SA	22/10/2006
GREENPOST TRADING EUROPE LTD	12/06/2023
HELLENIC AMERICAN SECURITIES S.A.	01/09/2014
MERIT SECURITIES S.A	06/11/2017
NATIONAL SECURITIES SINGLE MEMBER SA	02/01/1900
PIRAEUS SECURITIES S. A.	28/09/2009
PREMIA (CR)	Main Market
BETA SECURITIES S.A.	01/06/2021
LEON DEPOLAS SECURITIES S.A.	05/12/2022
PANTELAKIS SECURITIES S.A.	23/12/2021
PROFILE SA (CR)	Main Market
OPTIMA BANK S.A.	03/04/2023
PANTELAKIS SECURITIES S.A.	01/07/2019
QUALITY & RELIABILITY SA (CR)	Main Market
OPTIMA BANK S.A.	03/01/2023
QUEST HOLDINGS (CR)	Main Market
BETA SECURITIES S.A.	26/03/2018
EUROBANK EQUITIES INVESTMENT FIRM SINGLE MEMBER SA	28/01/2019
REVOIL (CR)	Main Market
BETA SECURITIES S.A.	26/06/2023
OPTIMA BANK S.A.	15/04/2024
SIDMA STEEL (CR)	Main Market
OPTIMA BANK S.A.	25/05/2023
SPACE HELLAS SA (CR)	Main Market
MERIT SECURITIES S.A	09/12/2022
TECHNICAL OLYMPIC SA (CR)	Main Market
BETA SECURITIES S.A.	04/04/2022
OPTIMA BANK S.A.	05/07/2023
TERNA ENERGY (CR)	Main Market
EUROBANK EQUITIES INVESTMENT FIRM SINGLE MEMBER SA	24/05/2021
PIRAEUS SECURITIES S. A.	09/12/2019
THRACE PLASTICS SA (CR)	Main Market
ALPHA FINANCE INVESTMENT SERVICES SINGLE MEMBER SA	26/03/2018
LEON DEPOLAS SECURITIES S.A.	28/03/2024
PIRAEUS SECURITIES S. A.	02/04/2024

List of Stocks under Market Making operations

Securities	Market Maker	Start Market Making	Stock Category
TITAN CEMENT (CB)			
	BETA SECURITIES S.A.	01/02/2021	Main Market
	EUROBANK EQUITIES INVESTMENT FIRM SINGLE MEMBER SA	06/11/2019	
	PIRAEUS SECURITIES S. A.	18/01/2021	
TRADE ESTATES REIC (CR)			
	EUROBANK EQUITIES INVESTMENT FIRM SINGLE MEMBER SA	08/11/2023	Main Market
	EUROBANK EQUITIES INVESTMENT FIRM SINGLE MEMBER SA	10/11/2023	
	PANTELAKIS SECURITIES S.A.	08/11/2023	
	PANTELAKIS SECURITIES S.A.	10/11/2023	
TZIRAKIAN PROFIL (CR)			
	LEON DEPOLAS SECURITIES S.A.	19/07/2021	Main Market
VIOHALCO SA/MV (CB)			
	ALPHA FINANCE INVESTMENT SERVICES SINGLE MEMBER SA	11/03/2008	Main Market
	EUROBANK EQUITIES INVESTMENT FIRM SINGLE MEMBER SA	04/03/2014	
	MERIT SECURITIES S.A	17/03/2014	

Underlying Asset				Derivatives Market													
Price max	Price min	Closing price	change	Delivery Month	Open price	Price max	Price min	Last price	Closing price	Last Bid	Last Ask	Fixing price*	Life high	Life low	Trades	Volume	Open Interest
FTSE/Athex Large Cap (Trade Unit: 1 Index Point x 2E, Cash Settlement)																	
3,408.79	3,333.85	3,394.20	1.81%	August 2024	3,365.00	3,405.00	3,359.00	3,395.00	3,395.00	---	---	---	3,607.00	---	169	515	3,255
				September 2024	3,372.00	3,399.00	3,355.00	3,390.00	3,390.00	---	---	---	3,600.75	---	109	563	543
				October 2024	---	---	---	---	3,347.25	---	---	---	---	---	---	---	---
				December 2024	---	---	---	---	3,359.00	---	---	---	---	---	---	---	---
				March 2025	---	---	---	---	3,376.00	---	---	---	---	---	---	---	---
				June 2025	---	---	---	---	3,392.75	---	---	---	---	---	---	---	---
FTSE/Athex Banks (Trade Unit: 1 Index Point x 15E, Cash Settlement)																	
1,222.09	1,181.61	1,216.56	2.96%	September 2024	1,210.00	1,210.00	1,210.00	1,210.00	1,210.00	---	---	---	1,332.75	---	1	1	1,263
				December 2024	---	---	---	---	1,190.50	---	---	---	---	---	---	---	---
				March 2025	---	---	---	---	1,196.50	---	---	---	---	---	---	---	---
				June 2025	---	---	---	---	1,202.50	---	---	---	---	---	---	---	---
MSCI GREECE REBASED (Trade Unit: 1 Index Point x 2E, Cash Settlement)																	
5,341.40	5,207.60	5,317.77	2.12%	August 2024	---	---	---	---	5,174.75	---	---	---	5,695.25	---	---	---	---
				September 2024	---	---	---	---	5,082.75	---	---	---	5,516.00	---	---	---	3
				October 2024	---	---	---	---	5,132.00	---	---	---	5,515.50	---	---	---	10
				November 2024	---	---	---	---	5,132.50	---	---	---	5,516.00	---	---	---	10
				December 2024	---	---	---	---	5,247.00	---	---	---	---	---	---	---	---
				January 2025	---	---	---	---	5,255.00	---	---	---	---	---	---	---	---
				March 2025	---	---	---	---	5,273.25	---	---	---	---	---	---	---	---
				June 2025	---	---	---	---	5,299.50	---	---	---	---	---	---	---	---

Derivatives notes

Fixing prices and final open positions can be retrieved from the following path <http://www.helex.gr/el/web/guest/statistics-end-of-day-derivatives>

Underlying Asset				Derivatives Market													
Price max	Price min	Closing price	change	Delivery Month	Open price	Price max	Price min	Last price	Closing price	Last Bid	Last Ask	Fixing price*	Life high	Life low	Trades	Volume	Open Interest
ADMIE (IPTO) HOLDING S.A. (CR)				(Contract Size: 100 Securities, Physical Delivery)													
2.12	2.08	2.095	1.21%	September 2024	2.05	2.06	2.03	2.06	2.06	---	---	---	2.39	---	37	811	22,585
				December 2024	---	---	---	---	2.09	---	---	---	---	---	---	---	---
				March 2025	---	---	---	---	2.10	---	---	---	---	---	---	---	---
				June 2025	---	---	---	---	2.11	---	---	---	---	---	---	---	---
AEGEAN AIRLINES (CR)				(Contract Size: 100 Securities, Physical Delivery)													
10.91	10.39	10.89	5.32%	September 2024	10.60	10.91	10.60	10.86	10.86	---	---	---	12.49	---	30	43	3,257
				December 2024	---	---	---	---	10.56	---	---	---	12.12	---	---	---	136
				March 2025	---	---	---	---	10.47	---	---	---	---	---	---	---	---
				June 2025	---	---	---	---	10.52	---	---	---	---	---	---	---	---
ALPHA SERVICES HOLD (CR)				(Contract Size: 100 Securities, Physical Delivery)													
1.58	1.546	1.575	2.31%	September 2024	1.56	1.58	1.55	1.57	1.57	---	---	---	1.79	---	207	7,316	154,602
				December 2024	---	---	---	---	1.56	---	---	---	1.73	---	---	---	236
				March 2025	---	---	---	---	1.56	---	---	---	---	---	---	---	---
				June 2025	---	---	---	---	1.57	---	---	---	---	---	---	---	---
ATHENS INTL AIRPORT (CR)				(Contract Size: 100 Securities, Physical Delivery)													
7.736	7.53	7.65	1.59%	September 2024	7.65	7.67	7.65	7.67	7.67	---	---	---	8.41	---	5	16	1,044
				December 2024	---	---	---	---	7.59	---	---	---	---	---	---	---	---
				March 2025	---	---	---	---	7.62	---	---	---	---	---	---	---	---
				June 2025	---	---	---	---	7.66	---	---	---	---	---	---	---	---
AUTOHELLAS SA (CR)				(Contract Size: 100 Securities, Physical Delivery)													
11.5	11.1	11.5	4.74%	September 2024	---	---	---	---	10.43	---	---	---	12.13	---	---	---	151
				December 2024	---	---	---	---	11.06	---	---	---	---	---	---	---	---
				March 2025	---	---	---	---	11.12	---	---	---	---	---	---	---	---
				June 2025	---	---	---	---	11.17	---	---	---	---	---	---	---	---
AVAX S.A. (CR)				(Contract Size: 100 Securities, Physical Delivery)													
1.334	1.29	1.334	5.54%	September 2024	1.28	1.33	1.28	1.33	1.33	---	---	---	1.49	---	8	50	711
				December 2024	---	---	---	---	1.27	---	---	---	---	---	---	---	---
				March 2025	---	---	---	---	1.28	---	---	---	---	---	---	---	---
				June 2025	---	---	---	---	1.29	---	---	---	---	---	---	---	---
CC HBC AG (CR)				(Contract Size: 100 Securities, Physical Delivery)													
31.7	30.68	31.2	-1.02%	September 2024	30.87	31.40	30.87	31.11	31.11	---	---	---	33.61	---	7	32	155
				December 2024	---	---	---	---	31.76	---	---	---	---	---	---	---	---
				March 2025	---	---	---	---	31.92	---	---	---	---	---	---	---	---
				June 2025	---	---	---	---	32.08	---	---	---	---	---	---	---	---

Derivatives notes

Fixing prices and final open positions can be retrieved from the following path <http://www.helex.gr/el/web/guest/statistics-end-of-day-derivatives>

Underlying Asset				Derivatives Market													
Price max	Price min	Closing price	change	Delivery Month	Open price	Price max	Price min	Last price	Closing price	Last Bid	Last Ask	Fixing price*	Life high	Life low	Trades	Volume	Open Interest
CENERGY HOLDINGS (CB)				(Contract Size: 100 Securities, Physical Delivery)													
9.57	9.28	9.5	3.26%	September 2024	9.37	9.59	9.37	9.54	9.54	---	---	---	10.03	---	16	51	3,726
				December 2024	---	---	---	---	9.27	---	---	---	---	---	---	---	---
				March 2025	---	---	---	---	9.32	---	---	---	---	---	---	---	---
				June 2025	---	---	---	---	9.36	---	---	---	---	---	---	---	---
ELLAKTOR (CR)				(Contract Size: 124 Securities, Physical Delivery)													
1.896	1.848	1.88	3.41%	September 2024	1.87	1.89	1.86	1.89	1.89	---	---	---	2.12	1.79	30	101	3,673
				December 2024	---	---	---	---	1.83	---	---	---	---	---	---	---	---
				March 2025	---	---	---	---	1.84	---	---	---	---	---	---	---	---
				June 2025	---	---	---	---	1.85	---	---	---	---	---	---	---	---
ELVALHALCOR (CR)				(Contract Size: 100 Securities, Physical Delivery)													
1.778	1.73	1.762	1.85%	September 2024	1.75	1.78	1.75	1.77	1.77	---	---	---	2.04	---	8	24	4,909
				December 2024	---	---	---	---	1.78	---	---	---	1.91	---	---	---	63
				March 2025	---	---	---	---	1.75	---	---	---	---	---	---	---	---
				June 2025	---	---	---	---	1.76	---	---	---	---	---	---	---	---
EUROBANK HOLDINGS (CR)				(Contract Size: 100 Securities, Physical Delivery)													
1.9935	1.945	1.9795	2.57%	September 2024	1.95	1.99	1.94	1.98	1.98	---	---	---	2.19	---	137	2,865	16,716
				December 2024	---	---	---	---	2.02	---	---	---	2.28	---	---	---	5
				March 2025	---	---	---	---	1.95	---	---	---	---	---	---	---	---
				June 2025	---	---	---	---	1.96	---	---	---	---	---	---	---	---
EYDAP S.A. (CR)				(Contract Size: 100 Securities, Physical Delivery)													
5.42	5.32	5.42	2.07%	September 2024	5.39	5.43	5.37	5.38	5.38	---	---	---	5.90	---	25	84	4,169
				December 2024	---	---	---	---	5.35	---	---	---	---	---	---	---	---
				March 2025	---	---	---	---	5.38	---	---	---	---	---	---	---	---
				June 2025	---	---	---	---	5.40	---	---	---	---	---	---	---	---
FOURLIS (CR)				(Contract Size: 100 Securities, Physical Delivery)													
3.72	3.66	3.69	2.36%	September 2024	3.70	3.70	3.65	3.65	3.65	---	---	---	4.19	---	13	35	1,116
				December 2024	---	---	---	---	3.63	---	---	---	---	---	---	---	---
				March 2025	---	---	---	---	3.65	---	---	---	---	---	---	---	---
				June 2025	---	---	---	---	3.67	---	---	---	---	---	---	---	---
GEK TERNA (CR)				(Contract Size: 100 Securities, Physical Delivery)													
16.92	16.24	16.92	4.19%	September 2024	16.46	16.97	16.40	16.93	16.93	---	---	---	18.27	---	77	464	12,774
				December 2024	16.79	17.00	16.79	17.00	17.00	---	---	---	17.74	---	2	4	98
				March 2025	---	---	---	---	16.44	---	---	---	---	---	---	---	---
				June 2025	---	---	---	---	16.53	---	---	---	---	---	---	---	---

Derivatives notes

Fixing prices and final open positions can be retrieved from the following path <http://www.helex.gr/el/web/guest/statistics-end-of-day-derivatives>

Underlying Asset				Derivatives Market													
Price max	Price min	Closing price	change	Delivery Month	Open price	Price max	Price min	Last price	Closing price	Last Bid	Last Ask	Fixing price*	Life high	Life low	Trades	Volume	Open Interest
HELLENIC EXCHANGES-A.S.E. (CR)				(Contract Size: 100 Securities, Physical Delivery)													
4.495	4.35	4.49	3.82%	September 2024	4.41	4.47	4.41	4.47	4.47	---	---	---	5.25	---	22	39	3,766
				December 2024	---	---	---	---	4.36	---	---	---	---	---	---	---	---
				March 2025	---	---	---	---	4.38	---	---	---	---	---	---	---	---
				June 2025	---	---	---	---	4.40	---	---	---	---	---	---	---	---
HELLENIQ ENERGY (CR)				(Contract Size: 100 Securities, Physical Delivery)													
7.1	6.97	7.09	2.60%	September 2024	7.05	7.15	7.05	7.14	7.14	---	---	---	8.40	---	31	139	5,757
				December 2024	---	---	---	---	6.96	---	---	---	---	---	---	---	---
				March 2025	---	---	---	---	7.00	---	---	---	---	---	---	---	---
				June 2025	---	---	---	---	7.03	---	---	---	---	---	---	---	---
INTRACOM HOLDINGS (CR)				(Contract Size: 102 Securities, Physical Delivery)													
3.11	2.99	3.1	3.68%	September 2024	3.05	3.13	3.04	3.13	3.13	---	---	---	3.55	2.80	17	56	7,390
				December 2024	---	---	---	---	3.01	---	---	---	---	---	---	---	---
				March 2025	---	---	---	---	3.03	---	---	---	---	---	---	---	---
				June 2025	---	---	---	---	3.04	---	---	---	---	---	---	---	---
INTRAKAT (CR)				(Contract Size: 100 Securities, Physical Delivery)													
4.99	4.85	4.96	0.81%	September 2024	4.86	4.91	4.86	4.91	4.91	---	---	---	5.20	---	7	27	2,407
				December 2024	---	---	---	---	4.96	---	---	---	---	---	---	---	---
				March 2025	---	---	---	---	4.98	---	---	---	---	---	---	---	---
				June 2025	---	---	---	---	5.01	---	---	---	---	---	---	---	---
JUMBO SA (CR)				(Contract Size: 100 Securities, Physical Delivery)													
23.84	23.02	23.26	1.22%	September 2024	23.39	23.79	23.27	23.40	23.40	---	---	---	26.97	---	15	16	317
				December 2024	---	---	---	---	23.15	---	---	---	---	---	---	---	---
				March 2025	---	---	---	---	23.27	---	---	---	---	---	---	---	---
				June 2025	---	---	---	---	23.39	---	---	---	---	---	---	---	---
LAMDA DEVELOPMENT SA (CR)				(Contract Size: 100 Securities, Physical Delivery)													
7.16	7	7.14	2.73%	September 2024	7.05	7.16	7.04	7.16	7.16	---	---	---	7.68	---	82	252	6,054
				December 2024	---	---	---	---	7.00	---	---	---	---	---	---	---	---
				March 2025	---	---	---	---	7.04	---	---	---	---	---	---	---	---
				June 2025	---	---	---	---	7.07	---	---	---	---	---	---	---	---
METLEN ENERGY & METALS (CR)				(Contract Size: 100 Securities, Physical Delivery)													
34.44	33.84	33.86	0.18%	September 2024	34.14	34.40	34.00	34.12	34.12	---	---	---	38.35	---	31	66	4,006
				December 2024	---	---	---	---	34.45	---	---	---	36.20	---	---	---	65
				March 2025	---	---	---	---	34.23	---	---	---	---	---	---	---	---
				June 2025	---	---	---	---	34.40	---	---	---	---	---	---	---	---

Derivatives notes

Fixing prices and final open positions can be retrieved from the following path <http://www.helex.gr/el/web/guest/statistics-end-of-day-derivatives>

Underlying Asset				Derivatives Market													
Price max	Price min	Closing price	change	Delivery Month	Open price	Price max	Price min	Last price	Closing price	Last Bid	Last Ask	Fixing price*	Life high	Life low	Trades	Volume	Open Interest
MIG (CR)				(Contract Size: 100 Securities, Physical Delivery)													
3.66	3.445	3.515	3.23%	September 2024	3.47	3.55	3.47	3.48	3.48	---	---	---	3.94	---	4	16	94
				December 2024	---	---	---	---	3.43	---	---	---	---	---	---	---	---
				March 2025	---	---	---	---	3.45	---	---	---	---	---	---	---	---
				June 2025	---	---	---	---	3.47	---	---	---	---	---	---	---	---
MOTOR OIL (CR)				(Contract Size: 100 Securities, Physical Delivery)													
22.9	21.98	22.8	4.59%	September 2024	22.00	22.90	22.00	22.90	22.90	---	---	---	26.50	---	29	103	2,766
				December 2024	---	---	---	---	21.96	---	---	---	---	---	---	---	---
				March 2025	---	---	---	---	22.07	---	---	---	---	---	---	---	---
				June 2025	---	---	---	---	22.19	---	---	---	---	---	---	---	---
NATIONAL BANK (CR)				(Contract Size: 100 Securities, Physical Delivery)													
7.5	7.264	7.43	3.02%	September 2024	7.37	7.54	7.30	7.50	7.50	---	---	---	8.36	---	228	2,065	14,877
				December 2024	7.49	7.49	7.49	7.49	7.49	---	---	---	7.49	---	1	1	50
				March 2025	---	---	---	---	7.30	---	---	---	---	---	---	---	---
				June 2025	---	---	---	---	7.34	---	---	---	---	---	---	---	---
OPAP (CR)				(Contract Size: 102 Securities, Physical Delivery)													
15.64	15.22	15.42	2.39%	September 2024	15.30	15.62	15.30	15.41	15.41	---	---	---	16.10	14.60	41	150	1,514
				December 2024	---	---	---	---	15.41	---	---	---	15.30	---	---	---	20
				March 2025	---	---	---	---	15.25	---	---	---	---	---	---	---	---
				June 2025	---	---	---	---	15.33	---	---	---	---	---	---	---	---
OPTIMA BANK (CR)				(Contract Size: 100 Securities, Physical Delivery)													
11.64	11.04	11.44	3.25%	September 2024	---	---	---	---	11.15	---	---	---	13.13	---	---	---	52
				December 2024	---	---	---	---	11.16	---	---	---	---	---	---	---	---
				March 2025	---	---	---	---	11.22	---	---	---	---	---	---	---	---
				June 2025	---	---	---	---	11.28	---	---	---	---	---	---	---	---
OTE (CR)				(Contract Size: 100 Securities, Physical Delivery)													
14.87	14.49	14.7	-0.68%	September 2024	14.88	14.88	14.56	14.65	14.65	---	---	---	15.32	---	54	186	3,385
				December 2024	---	---	---	---	14.91	---	---	---	---	---	---	---	---
				March 2025	---	---	---	---	14.99	---	---	---	---	---	---	---	---
				June 2025	---	---	---	---	15.06	---	---	---	---	---	---	---	---
P.P.A. S.A. (CR)				(Contract Size: 100 Securities, Physical Delivery)													
26	25.3	26	2.77%	September 2024	---	---	---	---	23.60	---	---	---	26.47	---	---	---	80
				December 2024	---	---	---	---	25.49	---	---	---	---	---	---	---	---
				March 2025	---	---	---	---	25.62	---	---	---	---	---	---	---	---
				June 2025	---	---	---	---	25.75	---	---	---	---	---	---	---	---

Derivatives notes

Fixing prices and final open positions can be retrieved from the following path <http://www.helex.gr/el/web/guest/statistics-end-of-day-derivatives>

Underlying Asset				Derivatives Market													
Price max	Price min	Closing price	change	Delivery Month	Open price	Price max	Price min	Last price	Closing price	Last Bid	Last Ask	Fixing price*	Life high	Life low	Trades	Volume	Open Interest
(Contract Size: 100 Securities, Physical Delivery)																	
PIRAEUS FINANCIAL HOLD (CR)																	
3.74	3.63	3.74	3.89%	September 2024	3.67	3.76	3.63	3.74	3.74	---	---	---	4.05	---	554	10,011	74,416
				December 2024	---	---	---	---	3.63	---	---	---	4.04	---	---	---	1
				March 2025	---	---	---	---	3.65	---	---	---	---	---	---	---	---
				June 2025	---	---	---	---	3.66	---	---	---	---	---	---	---	---
(Contract Size: 100 Securities, Physical Delivery)																	
PPC (CR)																	
11.33	10.95	11.16	1.27%	September 2024	11.14	11.30	11.00	11.19	11.19	---	---	---	11.90	---	210	1,404	26,649
				December 2024	---	---	---	---	11.25	---	---	---	10.68	---	---	---	200
				March 2025	---	---	---	---	11.16	---	---	---	---	---	---	---	---
				June 2025	---	---	---	---	11.21	---	---	---	---	---	---	---	---
(Contract Size: 100 Securities, Physical Delivery)																	
QUEST HOLDINGS (CR)																	
5.25	4.995	5.25	5.21%	September 2024	5.04	5.11	5.04	5.11	5.11	---	---	---	5.38	---	4	12	187
				December 2024	---	---	---	---	5.03	---	---	---	---	---	---	---	---
				March 2025	---	---	---	---	5.05	---	---	---	---	---	---	---	---
				June 2025	---	---	---	---	5.08	---	---	---	---	---	---	---	---
(Contract Size: 100 Securities, Physical Delivery)																	
TERNA ENERGY (CR)																	
19.19	19.02	19.19	0.89%	September 2024	19.17	19.17	19.17	19.17	19.17	---	---	---	19.55	---	1	10	20,897
				December 2024	---	---	---	---	19.16	---	---	---	---	---	---	---	---
				March 2025	---	---	---	---	19.26	---	---	---	---	---	---	---	---
				June 2025	---	---	---	---	19.36	---	---	---	---	---	---	---	---
(Contract Size: 100 Securities, Physical Delivery)																	
TITAN CEMENT (CB)																	
30.6	30	30.5	1.67%	September 2024	30.39	30.65	30.39	30.53	30.53	---	---	---	33.00	---	10	14	400
				December 2024	---	---	---	---	30.23	---	---	---	---	---	---	---	---
				March 2025	---	---	---	---	30.38	---	---	---	---	---	---	---	---
				June 2025	---	---	---	---	30.53	---	---	---	---	---	---	---	---
(Contract Size: 100 Securities, Physical Delivery)																	
VIOHALCO SA/NV (CB)																	
5.48	5.32	5.48	3.40%	September 2024	5.38	5.49	5.38	5.49	5.49	---	---	---	6.50	---	22	77	4,250
				December 2024	---	---	---	---	5.34	---	---	---	6.10	---	---	---	125
				March 2025	---	---	---	---	5.37	---	---	---	---	---	---	---	---
				June 2025	---	---	---	---	5.39	---	---	---	---	---	---	---	---

Derivatives notes

Fixing prices and final open positions can be retrieved from the following path <http://www.helex.gr/el/web/guest/statistics-end-of-day-derivatives>

FTSE/Athex Large Cap

(Trade Unit: 1 Index Point x 2€ - Exercise Style: European, Cash Settlement)

Call Options														Put Options																			
August 2024								September 2024						Other Months		August 2024								September 2024						Other Months		Exercice Price	
Open price	Price max	Price min	Last price	Closing price	Volume	Open Interest	Open price	Price max	Price min	Last price	Closing price	Volume	Open Interest	Volume	Open Interest	Open price	Price max	Price min	Last price	Closing price	Volume	Open Interest	Open price	Price max	Price min	Last price	Closing price	Volume	Open Interest	Volume	Open Interest		
2,450	-	-	-	-	-	-	0.00	0.00	0.00	-	885.00	-	-	-	-	-	-	-	-	-	-	-	0.00	0.00	0.00	-	0.02	-	-	-	-	2,450	
2,500	-	-	-	-	-	-	0.00	0.00	0.00	-	835.00	-	-	-	-	-	-	-	-	-	-	-	0.00	0.00	0.00	-	0.04	-	-	-	-	2,500	
2,550	-	-	-	-	-	-	0.00	0.00	0.00	-	786.00	-	-	-	-	-	-	-	-	-	-	-	0.00	0.00	0.00	-	0.10	-	-	-	-	2,550	
2,600	-	-	-	-	-	-	0.00	0.00	0.00	-	736.00	-	-	-	-	-	-	-	-	-	-	-	0.00	0.00	0.00	-	0.21	-	-	-	-	2,600	
2,650	-	-	-	-	-	-	0.00	0.00	0.00	-	686.00	-	-	-	-	-	-	-	-	-	-	-	0.00	0.00	0.00	-	0.43	-	-	-	-	2,650	
2,700	-	-	-	-	-	-	0.00	0.00	0.00	-	637.00	-	-	-	-	-	-	-	-	-	-	-	0.00	0.00	0.00	-	0.82	-	-	-	-	2,700	
2,750	-	-	-	-	-	-	0.00	0.00	0.00	-	588.00	-	-	-	-	-	-	-	-	-	-	-	0.00	0.00	0.00	-	1.50	-	-	-	-	2,750	
2,800	-	-	-	-	-	-	0.00	0.00	0.00	-	539.00	-	-	-	-	-	-	-	-	-	-	-	0.00	0.00	0.00	-	2.60	-	-	-	-	2,800	
2,850	-	-	-	-	-	-	0.00	0.00	0.00	-	491.00	-	-	-	-	-	-	-	-	-	-	-	0.00	0.00	0.00	-	4.30	-	-	-	-	2,850	
2,900	-	-	-	-	-	-	0.00	0.00	0.00	-	443.00	-	-	-	-	-	-	-	-	-	-	-	0.00	0.00	0.00	-	7.00	-	-	-	-	2,900	
2,950	-	-	-	-	-	-	0.00	0.00	0.00	-	397.00	-	-	-	-	-	-	-	-	-	-	-	0.00	0.00	0.00	-	10.75	-	-	-	-	2,950	
3,000	0.00	0.00	0.00	-	339.00	-	0.00	0.00	0.00	-	353.00	-	-	-	-	-	0.00	0.00	0.00	-	0.24	-	-	0.00	0.00	0.00	-	16.25	-	-	-	-	3,000
3,050	0.00	0.00	0.00	-	289.00	-	0.00	0.00	0.00	-	310.00	-	-	-	-	-	0.00	0.00	0.00	-	0.78	-	-	0.00	0.00	0.00	-	23.50	-	-	-	-	3,050
3,100	0.00	0.00	0.00	-	241.00	-	0.00	0.00	0.00	-	270.00	-	-	-	-	-	0.00	0.00	0.00	-	2.20	-	-	0.00	0.00	0.00	-	33.25	-	-	-	-	3,100
3,150	0.00	0.00	0.00	-	194.00	-	0.00	0.00	0.00	-	232.00	-	-	-	-	-	0.00	0.00	0.00	-	5.30	-	-	0.00	0.00	0.00	-	45.50	-	-	-	-	3,150
3,200	0.00	0.00	0.00	-	150.00	-	0.00	0.00	0.00	-	198.00	-	-	-	-	-	10.00	0.00	10.00	10.00	10.00	82	10	0.00	0.00	0.00	-	60.50	-	-	-	-	3,200
3,250	0.00	0.00	0.00	-	111.00	-	2	0.00	0.00	0.00	-	166.00	-	-	-	-	0.00	0.00	0.00	-	22.25	-	2	0.00	0.00	0.00	-	79.00	-	-	-	-	3,250
3,300	106.00	106.00	106.00	106.00	106.00	1	5	0.00	0.00	0.00	-	138.00	-	20	-	31.25	106.00	19.00	19.00	19.00	19.00	26	42	0.00	0.00	0.00	-	101.00	-	15	-	-	3,300
3,350	0.00	0.00	0.00	-	51.00	-	20	0.00	0.00	0.00	-	113.00	-	-	-	-	0.00	0.00	0.00	-	62.50	-	9	0.00	0.00	0.00	-	126.00	-	-	-	-	3,350
3,400	40.00	40.00	40.00	40.00	40.00	5	35	0.00	0.00	0.00	-	91.50	-	-	-	0.00	40.00	0.00	-	92.50	-	20	0.00	0.00	0.00	-	154.00	-	-	-	-	3,400	
3,450	26.00	26.50	23.00	23.50	23.50	30	30	0.00	0.00	0.00	-	73.00	-	20	-	0.00	26.50	0.00	-	129.00	-	65	0.00	0.00	0.00	-	185.00	-	20	-	-	3,450	
3,500	0.00	0.00	0.00	-	9.60	-	23	0.00	0.00	0.00	-	57.50	-	40	-	0.00	0.00	0.00	-	171.00	-	81	0.00	0.00	0.00	-	220.00	-	60	-	-	3,500	
3,550	0.00	0.00	0.00	-	4.70	-	2	0.00	0.00	0.00	-	44.75	-	40	-	0.00	0.00	0.00	-	216.00	-	-	0.00	0.00	0.00	-	257.00	-	20	-	-	3,550	
3,600	0.00	0.00	0.00	-	2.20	-	85	0.00	0.00	0.00	-	34.50	-	20	-	0.00	0.00	0.00	-	264.00	-	-	0.00	0.00	0.00	-	296.00	-	-	-	-	3,600	
3,650	0.00	0.00	0.00	-	0.93	-	151	0.00	0.00	0.00	-	26.00	-	20	-	0.00	0.00	0.00	-	312.00	-	-	0.00	0.00	0.00	-	338.00	-	-	-	-	3,650	
3,700	0.00	0.00	0.00	-	0.37	-	10	0.00	0.00	0.00	-	19.50	-	-	-	0.00	0.00	0.00	-	362.00	-	-	0.00	0.00	0.00	-	381.00	-	-	-	-	3,700	
3,750	0.00	0.00	0.00	-	0.13	-	-	0.00	0.00	0.00	-	14.50	-	-	-	0.00	0.00	0.00	-	411.00	-	-	0.00	0.00	0.00	-	426.00	-	-	-	-	3,750	
3,800	0.00	0.00	0.00	-	0.05	-	-	0.00	0.00	0.00	-	10.50	-	-	-	0.00	0.00	0.00	-	461.00	-	-	0.00	0.00	0.00	-	472.00	-	-	-	-	3,800	
3,850	0.00	0.00	0.00	-	0.01	-	-	0.00	0.00	0.00	-	7.60	-	-	-	0.00	0.00	0.00	-	511.00	-	-	0.00	0.00	0.00	-	519.00	-	-	-	-	3,850	
3,900	0.00	0.00	0.00	-	0.05	-	-	0.00	0.00	0.00	-	5.40	-	-	-	0.00	0.00	0.00	-	561.00	-	-	0.00	0.00	0.00	-	566.00	-	-	-	-	3,900	
Totals:						36	363						0	160	0	0							108	229						0	115	0	0
Number of Trades:						7							0		0								9							0		0	

ALPHA SERVICES HOLD (CR)

(Contract Size: 100 Securities, Exercise Style: American, Physical Delivery)

Call Options														Put Options																				
August 2024							September 2024							Other Months		August 2024							September 2024							Other Months		Exercise Price		
Open price	Price max	Price min	Last price	Closing price	Volume	Open Interest	Open price	Price max	Price min	Last price	Closing price	Volume	Open Interest	Volume	Open Interest	Open price	Price max	Price min	Last price	Closing price	Volume	Open Interest	Open price	Price max	Price min	Last price	Closing price	Volume	Open Interest	Volume	Open Interest			
0.850					-	-	0.000	0.000	0.000		0.692	-	-			-	-	0.000	0.000	0.000		0.001	-	-			0.000	0.000	0.000		0.001	-	-	0.009
0.900					-	-	0.000	0.000	0.000		0.642	-	-			-	-	0.000	0.000	0.000		0.002	-	-			0.000	0.000	0.000		0.002	-	-	0.009
0.950					-	-	0.000	0.000	0.000		0.592	-	-			-	-	0.000	0.000	0.000		0.001	-	-			0.000	0.000	0.000		0.001	-	-	0.010
1.000	0.000	0.000	0.000		0.541	-	-	0.000	0.000	0.000		0.543	-	-		0.000	0.000	0.000		0.001	-	-		0.000	0.000	0.000		0.001	-	-		0.010		
1.100	0.000	0.000	0.000		0.441	-	-	0.000	0.000	0.000		0.443	-	-		0.000	0.000	0.000		0.001	-	-		0.000	0.000	0.000		0.001	-	-		0.011		
1.200	0.000	0.000	0.000		0.341	-	-	0.000	0.000	0.000		0.344	-	-		0.000	0.000	0.000		0.001	-	-		0.000	0.000	0.000		0.001	-	-		0.012		
1.300	0.000	0.000	0.000		0.242	-	-	0.000	0.000	0.000		0.249	-	-		0.000	0.000	0.000		0.001	-	-		0.000	0.000	0.000		0.006	-	-		0.013		
1.400	0.000	0.000	0.000		0.148	-	-	0.000	0.000	0.000		0.164	-	-		0.000	0.000	0.000		0.007	-	-		0.000	0.000	0.000		0.021	-	-		0.014		
1.500	0.000	0.000	0.000		0.073	-	-	0.000	0.000	0.000		0.097	-	-		0.000	0.000	0.000		0.032	-	-		0.000	0.000	0.000		0.053	-	-		0.015		
1.600	0.000	0.000	0.000		0.027	-	-	0.000	0.000	0.000		0.050	-	-		0.000	0.000	0.000		0.087	-	-		0.000	0.000	0.000		0.107	-	-		0.016		
1.700	0.000	0.000	0.000		0.008	-	-	0.000	0.000	0.000		0.023	-	-		0.000	0.000	0.000		0.167	-	-		0.000	0.000	0.000		0.180	-	-		0.017		
1.800	0.000	0.000	0.000		0.002	-	-	0.000	0.000	0.000		0.010	-	-		0.000	0.000	0.000		0.261	-	-		0.000	0.000	0.000		0.267	-	-		0.018		
1.900	0.000	0.000	0.000		0.003	-	-	0.000	0.000	0.000		0.003	-	-		0.000	0.000	0.000		0.360	-	-		0.000	0.000	0.000		0.361	-	-		0.019		
2.000	0.000	0.000	0.000		0.001	-	-	0.000	0.000	0.000		0.001	-	-		0.000	0.000	0.000		0.460	-	-		0.000	0.000	0.000		0.460	-	-		0.020		
2.200	0.000	0.000	0.000		0.001	-	-	0.000	0.000	0.000		0.001	-	-		0.000	0.000	0.000		0.660	-	-		0.000	0.000	0.000		0.660	-	-		0.022		
2.400	0.000	0.000	0.000		0.001	-	-	0.000	0.000	0.000		0.001	-	-		0.000	0.000	0.000		0.860	-	-		0.000	0.000	0.000		0.860	-	-		0.024		
2.600	0.000	0.000	0.000		0.001	-	-	0.000	0.000	0.000		0.001	-	-		0.000	0.000	0.000		1.06	-	-		0.000	0.000	0.000		1.06	-	-		0.026		
Totals:					0	0						0	0		0	0						0	0							0	0		0	
Number of Trades:					0							0			0		0.00						0							0			0	

NATIONAL BANK (CR)

(Contract Size: 100 Securities, Exercise Style: American, Physical Delivery)

Call Options														Put Options																					
August 2024							September 2024							Other Months		August 2024							September 2024							Other Months		Exercise Price			
Open price	Price max	Price min	Last price	Closing price	Volume	Open Interest	Open price	Price max	Price min	Last price	Closing price	Volume	Open Interest	Volume	Open Interest	Open price	Price max	Price min	Last price	Closing price	Volume	Open Interest	Open price	Price max	Price min	Last price	Closing price	Volume	Open Interest	Volume	Open Interest				
3.400					-	-	0.000	0.000	0.000		3.82	-	-			-	-	0.000	0.000	0.000		0.001	-	-							0.034				
3.600					-	-	0.000	0.000	0.000		3.62	-	-			-	-	0.000	0.000	0.000		0.001	-	-							0.036				
3.800					-	-	0.000	0.000	0.000		3.42	-	-			-	-	0.000	0.000	0.000		0.001	-	-							0.038				
4.000					-	-	0.000	0.000	0.000		3.22	-	-			-	-	0.000	0.000	0.000		0.001	-	-							0.040				
4.400					-	-	0.000	0.000	0.000		2.82	-	-			-	-	0.000	0.000	0.000		0.001	-	-							0.044				
4.800					-	-	0.000	0.000	0.000		2.42	-	-			-	-	0.000	0.000	0.000		0.001	-	-							0.048				
5.200	0.000	0.000	0.000		2.01	-	-	0.000	0.000	0.000		2.02	-	-		0.000	0.000	0.000		0.001	-	-		0.000	0.000	0.000		0.001	-	-		0.052			
5.600	0.000	0.000	0.000		1.61	-	-	0.000	0.000	0.000		1.63	-	-		0.000	0.000	0.000		0.001	-	-		0.000	0.000	0.000		0.006	-	-		0.056			
6.000	0.000	0.000	0.000		1.21	-	-	0.000	0.000	0.000		1.25	-	-		0.000	0.000	0.000		0.001	-	-		0.000	0.000	0.000		0.025	-	-		0.060			
6.400	0.000	0.000	0.000		0.816	-	-	0.000	0.000	0.000		0.903	-	-		0.000	0.000	0.000		0.003	-	-		0.000	0.000	0.000		0.077	-	-		0.064			
6.800	0.000	0.000	0.000		0.448	-	-	0.000	0.000	0.000		0.608	-	-		0.000	0.000	0.000		0.034	-	-		0.000	0.000	0.000		0.181	-	-		0.068			
7.200	0.000	0.000	0.000		0.176	-	-	0.000	0.000	0.000		0.376	-	-		0.000	0.000	0.000		0.162	-	-		0.000	0.000	0.000		0.349	-	-		0.072			
7.600	0.000	0.000	0.000		0.045	-	-	0.000	0.000	0.000		0.218	-	-		0.000	0.000	0.000		0.431	-	-		0.000	0.000	0.000		0.591	-	-		0.076			
8.000	0.000	0.000	0.000		0.007	-	-	0.000	0.000	0.000		0.114	-	-		0.000	0.000	0.000		0.794	-	-		0.000	0.000	0.000		0.888	-	-		0.080			
8.400	0.000	0.000	0.000		0.001	-	-	0.000	0.000	0.000		0.056	-	-		0.000	0.000	0.000		1.19	-	-		0.000	0.000	0.000		1.23	-	-		0.084			
8.800	0.000	0.000	0.000		0.002	-	-	0.000	0.000	0.000		0.026	-	-		0.000	0.000	0.000		1.59	-	-		0.000	0.000	0.000		1.60	-	-		0.088			
9.200	0.000	0.000	0.000		0.001	-	-	0.000	0.000	0.000		0.011	-	-		0.000	0.000	0.000		1.99	-	-		0.000	0.000	0.000		1.99	-	-		0.092			
9.600	0.000	0.000	0.000		0.001	-	-	0.000	0.000	0.000		0.004	-	-		0.000	0.000	0.000		2.39	-	-		0.000	0.000	0.000		2.39	-	-		0.096			
10.000	0.000	0.000	0.000		0.006	-	-	0.000	0.000	0.000		0.002	-	-		0.000	0.000	0.000		2.79	-	-		0.000	0.000	0.000		2.79	-	-		0.100			
11.000	0.000	0.000	0.000		0.001	-	-	0.000	0.000	0.000		0.001	-	-		0.000	0.000	0.000		3.79	-	-		0.000	0.000	0.000		3.79	-	-		0.110			
Totals:					0	0						0	0	0								0	0									0	6	0	304
Number of Trades:					0							0	0										0.00										0	0	

OPAP (CR)

(Contract Size: 100 Securities, Exercise Style: American, Physical Delivery)

Exercise Price	Call Options													Put Options																				
	August 2024						September 2024						Other Months		August 2024						September 2024						Other Months		Exercise Price					
	Open price	Price max	Price min	Last price	Closing price	Volume	Open Interest	Open price	Price max	Price min	Last price	Closing price	Volume	Open Interest	Volume	Open Interest	Open price	Price max	Price min	Last price	Closing price	Volume	Open Interest	Open price	Price max	Price min	Last price	Closing price		Volume	Open Interest	Volume	Open Interest	
9.600	0.000	0.000	0.000	5.47	-	-	0.000	0.000	0.000	5.48	-	-				0.000	0.000	0.000	0.001	-	-				0.000	0.000	0.000	0.001		-	-			
10.000	0.000	0.000	0.000	5.07	-	-	0.000	0.000	0.000	5.08	-	-				0.000	0.000	0.000	0.001	-	-				0.000	0.000	0.000	0.001	-	-				0.100
11.000	0.000	0.000	0.000	4.07	-	-	0.000	0.000	0.000	4.09	-	-				0.000	0.000	0.000	0.001	-	-				0.000	0.000	0.000	0.001	-	-				0.110
12.000	0.000	0.000	0.000	3.07	-	-	0.000	0.000	0.000	3.09	-	-				0.000	0.000	0.000	0.001	-	-				0.000	0.000	0.000	0.001	-	-				0.120
13.000	0.000	0.000	0.000	2.07	-	-	0.000	0.000	0.000	2.11	-	-				0.000	0.000	0.000	0.001	-	-				0.000	0.000	0.000	0.014	-	-				0.130
14.000	0.000	0.000	0.000	1.07	-	5	0.000	0.000	0.000	1.20	-	-				0.000	0.000	0.000	0.006	-	20				0.000	0.000	0.000	0.109	-	-				0.140
15.000	0.000	0.000	0.000	0.265	-	-	0.000	0.000	0.000	0.531	-	-				0.000	0.000	0.000	0.197	-	15				0.000	0.000	0.000	0.436	-	-				0.150
16.000	0.000	0.000	0.000	0.015	-	50	0.000	0.000	0.000	0.172	-	6				0.000	0.000	0.000	0.949	-	-				0.000	0.000	0.000	1.08	-	-				0.160
17.000	0.000	0.000	0.000	0.008	-	-	0.000	0.000	0.000	0.039	-	-				0.000	0.000	0.000	1.94	-	-				0.000	0.000	0.000	1.96	-	-				0.170
18.000	0.000	0.000	0.000	0.001	-	-	0.000	0.000	0.000	0.006	-	-				0.000	0.000	0.000	2.94	-	-				0.000	0.000	0.000	2.94	-	-				0.180
19.000	0.000	0.000	0.000	0.001	-	-	0.000	0.000	0.000	0.001	-	-				0.000	0.000	0.000	3.94	-	-				0.000	0.000	0.000	3.94	-	-				0.190
20.000	0.000	0.000	0.000	0.001	-	-	0.000	0.000	0.000	0.001	-	-				0.000	0.000	0.000	4.94	-	-				0.000	0.000	0.000	4.94	-	-				0.200
22.000	0.000	0.000	0.000	0.001	-	-	0.000	0.000	0.000	0.001	-	-				0.000	0.000	0.000	6.94	-	-				0.000	0.000	0.000	6.94	-	-				0.220
24.000							0.000	0.000	0.000	0.001	-	-																						0.240
Totals:						0	55					0	6	0	0							0	35						0	3	0	0		
Number of Trades:						0						0		0								0.00						0		0				

OTE (CR)

(Contract Size: 100 Securities, Exercise Style: American, Physical Delivery)

Call Options														Put Options																			
August 2024							September 2024							Other Months		August 2024							September 2024							Other Months		Exercise Price	
Open price	Price max	Price min	Last price	Closing price	Volume	Open Interest	Open price	Price max	Price min	Last price	Closing price	Volume	Open Interest	Volume	Open Interest	Open price	Price max	Price min	Last price	Closing price	Volume	Open Interest	Open price	Price max	Price min	Last price	Closing price	Volume	Open Interest	Volume	Open Interest		
9.200	0.000	0.000	0.000	5.61	-	-	0.000	0.000	0.000	5.62	-	-				0.000	0.000	0.000	0.001	-	-				0.000	0.000	0.000	0.001	-	-			0.092
9.600	0.000	0.000	0.000	5.21	-	-	0.000	0.000	0.000	5.22	-	-				0.000	0.000	0.000	0.001	-	-				0.000	0.000	0.000	0.001	-	-			0.096
10.000	0.000	0.000	0.000	4.81	-	-	0.000	0.000	0.000	4.82	-	-				0.000	0.000	0.000	0.001	-	-				0.000	0.000	0.000	0.001	-	-			0.100
11.000	0.000	0.000	0.000	3.81	-	-	0.000	0.000	0.000	3.83	-	-				0.000	0.000	0.000	0.001	-	-				0.000	0.000	0.000	0.009	-	-			0.110
12.000	0.000	0.000	0.000	2.81	-	-	0.000	0.000	0.000	2.83	-	-				0.000	0.000	0.000	0.001	-	-				0.000	0.000	0.000	0.002	-	-			0.120
13.000	0.000	0.000	0.000	1.81	-	40	0.000	0.000	0.000	1.86	-	-				0.000	0.000	0.000	0.001	-	5				0.000	0.000	0.000	0.027	-	-			0.130
14.000	0.000	0.000	0.000	0.827	-	-	0.000	0.000	0.000	1.01	-	25				0.000	0.000	0.000	0.019	-	10				0.000	0.000	0.000	0.171	-	-			0.140
15.000	0.000	0.000	0.000	0.151	-	6	0.000	0.000	0.000	0.417	-	-				0.000	0.000	0.000	0.343	-	5				0.000	0.000	0.000	0.582	-	-			0.150
16.000	0.000	0.000	0.000	0.005	-	-	0.000	0.000	0.000	0.126	-	5				0.000	0.000	0.000	1.20	-	-				0.000	0.000	0.000	1.30	-	-			0.160
17.000	0.000	0.000	0.000	0.002	-	-	0.000	0.000	0.000	0.027	-	-				0.000	0.000	0.000	2.20	-	-				0.000	0.000	0.000	2.21	-	-			0.170
18.000	0.000	0.000	0.000	0.001	-	-	0.000	0.000	0.000	0.004	-	-				0.000	0.000	0.000	3.20	-	-				0.000	0.000	0.000	3.20	-	-			0.180
19.000	0.000	0.000	0.000	0.001	-	-	0.000	0.000	0.000	0.001	-	-				0.000	0.000	0.000	4.20	-	-				0.000	0.000	0.000	4.20	-	-			0.190
20.000	0.000	0.000	0.000	0.001	-	-	0.000	0.000	0.000	0.001	-	-				0.000	0.000	0.000	5.20	-	-				0.000	0.000	0.000	5.20	-	-			0.200
Totals:					0	46						0	30	0	0						0	20						0	45	0	0		
Number of Trades:					0						0	0						0.00						0	0								

PIRAEUS FINANCIAL HOLD (CR)

(Contract Size: 100 Securities, Exercise Style: American, Physical Delivery)

Call Options														Put Options																					
August 2024							September 2024							Other Months		August 2024							September 2024							Other Months		Exercise Price			
Open price	Price max	Price min	Last price	Closing price	Volume	Open Interest	Open price	Price max	Price min	Last price	Closing price	Volume	Open Interest	Volume	Open Interest	Open price	Price max	Price min	Last price	Closing price	Volume	Open Interest	Open price	Price max	Price min	Last price	Closing price	Volume	Open Interest	Volume	Open Interest				
1.800					-	-	0.000	0.000	0.000		1.80	-	-			-	-	0.000	0.000	0.000		0.001	-	-								0.018			
1.900					-	-	0.000	0.000	0.000		1.70	-	-			-	-	0.000	0.000	0.000		0.001	-	-								0.019			
2.000					-	-	0.000	0.000	0.000		1.60	-	-			-	-	0.000	0.000	0.000		0.001	-	-								0.020			
2.200					-	-	0.000	0.000	0.000		1.41	-	-			-	-	0.000	0.000	0.000		0.001	-	-								0.022			
2.400	0.000	0.000	0.000		1.20	-	-	0.000	0.000	0.000		1.21	-	-			0.000	0.000	0.000		0.001	-	-			0.000	0.000	0.000		0.001	-	-	0.024		
2.600	0.000	0.000	0.000		1.00	-	-	0.000	0.000	0.000		1.01	-	-			0.000	0.000	0.000		0.001	-	-			0.000	0.000	0.000		0.001	-	-	0.026		
2.800	0.000	0.000	0.000		0.802	-	-	0.000	0.000	0.000		0.809	-	-			0.000	0.000	0.000		0.001	-	-			0.000	0.000	0.000		0.003	-	-	0.028		
3.000	0.000	0.000	0.000		0.602	-	-	0.000	0.000	0.000		0.619	-	-			0.000	0.000	0.000		0.001	-	-			0.000	0.000	0.000		0.011	-	-	0.030		
3.200	0.000	0.000	0.000		0.403	-	-	0.000	0.000	0.000		0.443	-	-			0.000	0.000	0.000		0.002	-	-			0.000	0.000	0.000		0.035	-	-	0.032		
3.400	0.000	0.000	0.000		0.220	-	20	0.000	0.000	0.000		0.294	-	-			0.000	0.000	0.000		0.018	-	-			0.000	0.000	0.000		0.086	-	-	0.034		
3.600	0.000	0.000	0.000		0.085	-	-	0.000	0.000	0.000		0.178	-	-			0.000	0.000	0.000		0.084	-	-			0.000	0.000	0.000		0.170	-	-	0.036		
3.800	0.000	0.000	0.000		0.022	-	-	0.000	0.000	0.000		0.100	-	-			0.000	0.000	0.000		0.220	-	-			0.000	0.000	0.000		0.292	-	-	0.038		
4.000	0.000	0.000	0.000		0.003	-	-	0.000	0.000	0.000		0.050	-	-			0.000	0.000	0.000		0.402	-	-			0.000	0.000	0.000		0.443	-	-	0.040		
4.400	0.000	0.000	0.000		0.001	-	-	0.000	0.000	0.000		0.010	-	-			0.000	0.000	0.000		0.800	-	-			0.000	0.000	0.000		0.805	-	-	0.044		
4.800	0.000	0.000	0.000		0.001	-	-	0.000	0.000	0.000		0.002	-	-			0.000	0.000	0.000		1.20	-	-			0.000	0.000	0.000		1.20	-	-	0.048		
5.200	0.000	0.000	0.000		0.001	-	-	0.000	0.000	0.000		0.001	-	-			0.000	0.000	0.000		1.60	-	-			0.000	0.000	0.000		1.60	-	-	0.052		
5.600	0.000	0.000	0.000		0.001	-	-	0.000	0.000	0.000		0.001	-	-			0.000	0.000	0.000		2.00	-	-			0.000	0.000	0.000		2.00	-	-	0.056		
6.000	0.000	0.000	0.000		0.001	-	-	0.000	0.000	0.000		0.001	-	-			0.000	0.000	0.000		2.40	-	-			0.000	0.000	0.000		2.40	-	-	0.060		
6.400					-	-	0.000	0.000	0.000		0.001	-	-			-	-	0.000	0.000	0.000		2.80	-	-			0.000	0.000	0.000		2.80	-	-	0.064	
Totals:					0	20						0	0	0			0	0					0	0						0	0				
Number of Trades:					0						0	0	0			0.00							0						0	0					

PPC (CR)

(Contract Size: 100 Securities, Exercise Style: American, Physical Delivery)

Call Options														Put Options																		
August 2024							September 2024							Other Months		August 2024							September 2024							Other Months		Exercise Price
Open price	Price max	Price min	Last price	Closing price	Volume	Open Interest	Open price	Price max	Price min	Last price	Closing price	Volume	Open Interest	Volume	Open Interest	Open price	Price max	Price min	Last price	Closing price	Volume	Open Interest	Open price	Price max	Price min	Last price	Closing price	Volume	Open Interest	Volume	Open Interest	
6.800					-	-	0.000	0.000	0.000		4.24	-	-			-	-	0.000	0.000	0.000		0.001	-	-								0.068
7.200					-	-	0.000	0.000	0.000		3.84	-	-			-	-	0.000	0.000	0.000		0.001	-	-								0.072
7.600					-	-	0.000	0.000	0.000		3.44	-	-			-	-	0.000	0.000	0.000		0.001	-	-								0.076
8.000	0.000	0.000	0.000		3.02	-	-	0.000	0.000	0.000		3.04	-	-		0.000	0.000	0.000		0.001	-	-		0.000	0.000	0.000		0.001	-	-		0.080
8.400	0.000	0.000	0.000		2.62	-	-	0.000	0.000	0.000		2.64	-	-		0.000	0.000	0.000		0.001	-	-		0.000	0.000	0.000		0.002	-	-		0.084
8.800	0.000	0.000	0.000		2.22	-	-	0.000	0.000	0.000		2.25	-	-		0.000	0.000	0.000		0.001	-	-		0.000	0.000	0.000		0.007	-	-		0.088
9.200	0.000	0.000	0.000		1.83	-	-	0.000	0.000	0.000		1.86	-	-		0.000	0.000	0.000		0.001	-	-		0.000	0.000	0.000		0.021	-	-		0.092
9.600	0.000	0.000	0.000		1.43	-	-	0.000	0.000	0.000		1.50	-	-		0.000	0.000	0.000		0.008	-	-		0.000	0.000	0.000		0.053	-	-		0.096
10.000	0.000	0.000	0.000		1.03	-	-	0.000	0.000	0.000		1.16	-	-		0.000	0.000	0.000		0.005	-	-		0.000	0.000	0.000		0.112	-	-		0.100
11.000	0.000	0.000	0.000		0.231	-	55	0.000	0.000	0.000		0.501	-	70		0.000	0.000	0.000		0.205	-	5		0.000	0.000	0.000		0.456	-	-		0.110
12.000	0.000	0.000	0.000		0.010	-	4	0.000	0.000	0.000		0.163	-	-		0.000	0.000	0.000		0.986	-	2		0.000	0.000	0.000		1.12	-	-		0.120
13.000	0.000	0.000	0.000		0.001	-	-	0.000	0.000	0.000		0.039	-	-		0.000	0.000	0.000		1.98	-	-		0.000	0.000	0.000		2.00	-	-		0.130
14.000	0.000	0.000	0.000		0.001	-	-	0.000	0.000	0.000		0.007	-	-		0.000	0.000	0.000		2.98	-	-		0.000	0.000	0.000		2.98	-	-		0.140
15.000	0.000	0.000	0.000		0.001	-	-	0.000	0.000	0.000		0.001	-	-		0.000	0.000	0.000		3.98	-	-		0.000	0.000	0.000		3.98	-	-		0.150
16.000	0.000	0.000	0.000		0.001	-	-	0.000	0.000	0.000		0.001	-	-		0.000	0.000	0.000		4.98	-	-		0.000	0.000	0.000		4.98	-	-		0.160
17.000	0.000	0.000	0.000		0.001	-	-	0.000	0.000	0.000		0.001	-	-		0.000	0.000	0.000		5.98	-	-		0.000	0.000	0.000		5.98	-	-		0.170
18.000					-	-	0.000	0.000	0.000		0.001	-	-			-	-	0.000	0.000	0.000		6.98	-	-							0.180	
Totals:					0	59						0	70		0	0					0	7						0	5		0	0
Number of Trades:					0							0			0						0.00							0			0	

Lending Products	Underlying Title	Open Interest[5]	Multilateral Transactions[1]				Bilateral Transactions[2]		Stock Borrowing through OTC (volume)[3]	
			Volume(Offered)	Average Weighted	Transactions volume	Average Weighted	Transactions Volume	Average Weighted	Transactions Volume	
ADMIEBOR	ADMIE (IPTO) HOLDING S.A. (CR)	---	---	---	---	---	---	---	249,440	
AEGNBOR	AEGEAN AIRLINES (CR)	---	---	---	---	---	---	---	377,430	
AETFBOR	ALPHA ETF FTSE Athex Large Cap	---	---	---	---	---	---	---	---	
ALPHABOR	ALPHA SERVICES HOLD (CR)	10,000	---	---	---	---	---	---	64,618,591	
AIABOR	ATHENS INTL AIRPORT (CR)	---	---	---	---	---	---	---	188,201	
ACAGBOR	AUSTRIACARD (CB)	---	---	---	---	---	---	---	---	
OTOELBOR	AUTOHELLAS SA (CR)	1,500	---	---	---	---	---	---	72,689	
AVAXBOR	AVAX S.A. (CR)	---	---	---	---	---	---	---	---	
EEEBOR	CC HBC AG (CR)	30,869	---	---	---	---	---	---	84,221	
CENERBOR	CENERGY HOLDINGS (CB)	---	---	---	---	---	---	---	8,159	
DIMANDBOR	DIMAND (CR)	---	---	---	---	---	---	---	87,077	
ELLAKTORBOR	ELLAKTOR (CR)	2,681	---	---	---	---	---	---	134,762	
ELHABOR	ELVALHALCOR (CR)	788	---	---	---	---	---	---	213,173	
EPSILBOR	EPSILON NET (CR)	---	---	---	---	---	---	---	8,000	
EUROBBOR	EUROBANK HOLDINGS (CR)	169,633	---	---	---	---	---	---	36,049,433	
EYDAPBOR	EYDAP S.A. (CR)	845	---	---	---	---	---	---	205,465	
FOYRKBOR	FOURLIS (CR)	230	---	---	381	5.19%	---	---	43,970	
GEKTERNABOR	GEK TERNA (CR)	---	---	---	---	---	---	---	4,698	
SARBOR	GR. SARANTIS S.A. (CR)	6,004	---	---	---	---	---	---	16,411	
EXAEBOR	HELLENIC EXCHANGES-A.S.E. (CR)	10,300	---	---	100	4.75%	---	---	152,047	
ELPEBOR	HELLENIQ ENERGY (CR)	---	---	---	---	---	---	---	1,003,130	
INTEKBOR	IDEAL HOLDINGS (CR)	---	---	---	---	---	---	---	14,800	
INTRKBOR	INTRACOM HOLDINGS (CR)	---	---	---	---	---	---	---	2,700	
INKATBOR	INTRAKAT (CR)	---	---	---	---	---	---	---	522,892	
INLOTBOR	INTRALOT (CR)	---	---	---	---	---	---	---	322,055	
BELABOR	JUMBO SA (CR)	6,029	---	---	---	---	---	---	205,735	
KRIBOR	KRI-KRI S.A. (CR)	---	---	---	---	---	---	---	140	
LAMDABOR	LAMDA DEVELOPMENT SA (CR)	---	---	---	---	---	---	---	223,277	
LAVIBOR	LAVIPHARM SA (CR)	---	---	---	---	---	---	---	---	
MYTILBOR	METLEN ENERGY & METALS (CR)	1,000	---	---	---	---	---	---	169,429	
MIGBOR	MIG (CR)	541	---	---	---	---	---	---	40,179	

Stock Lending Notes

[1] - Multilateral contracts Lending or Borrowing as per Methods 8-1, 8-2 and 8-3-3 (According to ATHEX BoD Resolution No.17)

[2] - Bilateral Contracts Lending or Borrowing as per Methods 8-3-1 and 8-3-2 & Contracts as per Method 4 (According to ATHEX BoD Resolution No.20)

[3] - The information concerning OTC Stock Borrowing Transactions is based on the statements of the Dematerialised Securities System (DSS) operators involved and refers to volumes that have been registered up until the previous working day.

[4] - Average Price (Volume weighted)

[5] - The Data concerning Open Interest before the start of trading session

Lending Products	Underlying Title	Open Interest[5]	Multilateral Transactions[1]				Bilateral Transactions[2]		Stock Borrowing through OTC (volume)[3]	
			Volume(Offered)	Average Weighted	Transactions volume	Average Weighted	Transactions Volume	Average Weighted	Transactions Volume	
MOHBOR	MOTOR OIL (CR)	1,000	---	---	---	---	---	---	1,239,154	
ETEBOR	NATIONAL BANK (CR)	58,735	---	---	---	---	---	---	11,772,610	
OPAPBOR	OPAP (CR)	8,119	---	---	---	---	---	---	1,752,404	
OPTIMABOR	OPTIMA BANK (CR)	6,000	---	---	---	---	---	---	1,205,167	
HTOBOR	OTE (CR)	---	---	---	---	---	---	---	1,552,310	
PPABOR	P.P.A. S.A. (CR)	1,000	---	---	---	---	---	---	70,722	
TPEIRBOR	PIRAEUS FINANCIAL HOLD (CR)	5,000	---	---	---	---	---	---	13,065,945	
PPCBOR	PPC (CR)	2,000	---	---	---	---	---	---	1,468,344	
PROFBOR	PROFILE SA (CR)	---	---	---	---	---	---	---	10,000	
QUESTBOR	QUEST HOLDINGS (CR)	391	---	---	---	---	---	---	16,331	
OLYMPBOR	TECHNICAL OLYMPIC SA (CR)	---	---	---	---	---	---	---	---	
TENERGYBOR	TERNA ENERGY (CR)	---	---	---	---	---	---	---	547,008	
EYAPSBOR	THESSALONIKA WATER & SEWERAGE	---	---	---	---	---	---	---	---	
PLATBOR	THRACE PLASTICS SA (CR)	1,500	---	---	---	---	---	---	1,596	
TITCBOR	TITAN CEMENT (CB)	---	---	---	289	4.75%	---	---	204,477	
VIORBOR	VIHALCO SA/NV (CB)	744	---	---	---	---	---	---	---	

Stock Lending Notes

[1] - Multilateral contracts Lending or Borrowing as per Methods 8-1, 8-2 and 8-3-3 (According to ATHEX BoD Resolution No.17)

[2] - Bilateral Contracts Lending or Borrowing as per Methods 8-3-1 and 8-3-2 & Contracts as per Method 4 (According to ATHEX BoD Resolution No.20)

[3] - The information concerning OTC Stock Borrowing Transactions is based on the statements of the Dematerialised Securities System (DSS) operators involved and refers to volumes that have been registered up until the previous working day.

[4] - Average Price (Volume weighted)

[5] - The Data concerning Open Interest before the start of trading session

Sectors codification for listed companies

12003-	ETF	10101010	Computer Services
10101015	Software	10102030	Computer Hardware
15101010	Telecommunications Equipment	15102015	Telecommunications Services
20101010	Health Care Facilities	20101025	Health Care Services
20102010	Medical Equipment	20103015	Pharmaceuticals
30101010	Banks	30202000	Diversified Financial Services
30202010	Asset Managers & Custodians	30202015	Investment Services
30204000	Closed End Investments	30302010	Full Line Insurance
30302015	Insurance Brokers	30302025	Property and Casualty Insurance
35101010	Real Estate Holding and Development	35101015	Real Estate Services
35102000	Diversified REITs	35102030	Office REITs
35102045	Retail REITs.	40201040	Rental & Leasing Services: Consumer
40202010	Home Construction	40202015	Household Furnishings
40202020	Household Appliance	40203040	Electronic Entertainment
40204020	Clothing & Accessories	40301010	Entertainment
40301030	Publishing	40301035	Radio & TV Broadcasters
40401010	Diversified Retailers	40401020	Apparel Retailers
40401025	Home Improvement Retailers	40401030	Specialty Retailers
40501010	Airlines	40501015	Travel & Tourism
40501020	Casinos & Gambling	40501025	Hotels & Motels
45101015	Distillers & Vintners	45101020	Soft Drinks
45102010	Farming Fishing Ranching & Plantations	45102020	Food Products
45103010	Tobacco	45201010	Food Retailers & Wholesalers
45201020	Personal Products	50101010	Construction
50101020	Building Roof/Wallboard and Plumbing	50101030	Cement
50101035	Building Materials: Other	50202010	Electrical Components
50203015	Plastics	50203030	Containers & Packaging
50204000	Machinery: Industrial	50204020	Machinery: Construction & Handling
50205010	Industrial Suppliers	50205020	Back Office Support HR & Consulting
50205030	Forms & Bulk Printing Services	50206015	Commercial Vehicles & Parts
50206030	Marine Transportation	50206060	Transportation Services
55101000	Diversified Materials	55101020	Textile Products
55102000	General Mining	55102010	Iron & Steel
55102015	Metal Fabricating	55102035	Aluminum
60101020	Oil Refining and Marketing	65101010	Alternative Electricity
65101015	Conventional Electricity	65102000	Multi-Utilities
65102030	Water		



ATHEX
Athens Stock Exchange

Λεωφ. Αθηνών 110 104 42 Αθήνα
110, Athinon Ave. GR 104 42 Athens
tel. (+30)210-33.66.800, fax (+30)210-33.66.101
www.athexgroup.gr