

24

Ημερήσιο Δελτίο
Συναλλακτικής Δραστηριότητας

Daily Official List
of Trading Activity

Tuesday, 6 August, 2024

Year: 145 Trading Day No: 147



ATHEXGROUP
Athens Exchange Group

Disclaimer:

Hellenic Exchanges-Athens Stock Exchange S.A. endeavours to ensure that the data and other material ("Information") presented on the Daily Official List are accurate and complete, but it is not liable for any errors or omissions of data or /and for the accuracy, credibility, updating and completeness of the aforesaid information nor it has any liability arising directly or indirectly from the use of the above Information.

The Company is not liable for the accuracy of the data included in listed companies' announcements. Only the sender of such an announcement is fully and solely liable for any infringement of third party's rights from the content of such announcement. All contents of the Daily Official List are provided only for information purposes and do not constitute investment advice or solicitation to invest in securities or other products listed for trading on the Exchange.

You acknowledge and agree that the Company is the owner of any property rights related to any Information appearing on the Daily Official List including intellectual property rights copyright, trademarks, etc.

The above data are a property of the Hellenic Exchanges-Athens Exchange and are copyright protected. Users are forbidden to reproduce, modify, copy, sale, transmit or redistribute, by all reproduction means and methods, part or the whole of the above data, without reference to their source.

The commercial exploitation of these data is, also, forbidden by third parties. Hellenic Exchanges-Athens Exchange does not carry any responsibility, direct or indirect, derived from usage or accidental alteration of the above data when used by third parties.

Hellenic Exchanges – Athens Stock Exchange S.A.

110 Athinon Ave., 10442 Athens, Tel: (210) 33.66.800, Fax: (210) 32.13.938

www.athexgroup.gr

Thessalonica Stock Exchange Center (T.S.E.C)

16-18 Katouni Str., Thessalonica 546 25 Tel: (2310) 567.667, Fax: (2310) 530.545

Athex Members Guarantee Fund

14-16 Fidiou Str., Athens 106 78, Tel: (210) 33.04.682, Fax: (210) 33.04.155

Hellenic Republic Capital Market Commission

1 Kolokotroni Str. & 1 Stadiou Str., Athens 10562 Tel: (210) 33.77.100 Fax: (210) 33.77.173

Table of Contents

Section 1: Statistical Figures of Securities, Derivatives and Lending

Summary of Markets

Athex Indices

Analytic Figures for Athex Market's Boards and Categories

Trading Details by Athex Sectors and Financial Instruments (ETFs)

Top 10 best & worst performing Shares

Derivatives Summary

Section 2: Analytic Figures of Shares Transactions

Analytic Figures of Shares Transactions

Shares' Notes

Section 3: Figures of Securities Transactions

Securities Blocks Details

Shares Rights Details

Stock Borrowing

Forced Sales Details

Forced Sales Registered Shares

Exchange Traded Funds (ETFs) Characteristics

Section 5: Bonds traded in Fixed Income Assets Market

Convertible Corporate Bonds - Regulated Market

Non Convertible Corporate Bonds - Regulated Market

Government Bonds

Treasury Bills & Zero Coupon Government Bonds

Government Bonds Traded with the Open Outcry Method

State Banks Bonds

Section 6: Additional Infos

Athex & ATHEXClear Members List

List of Stocks under Market Making operations

Section 7: Derivatives Market Analytic Figures

Index Futures

Stock Futures

Index Options

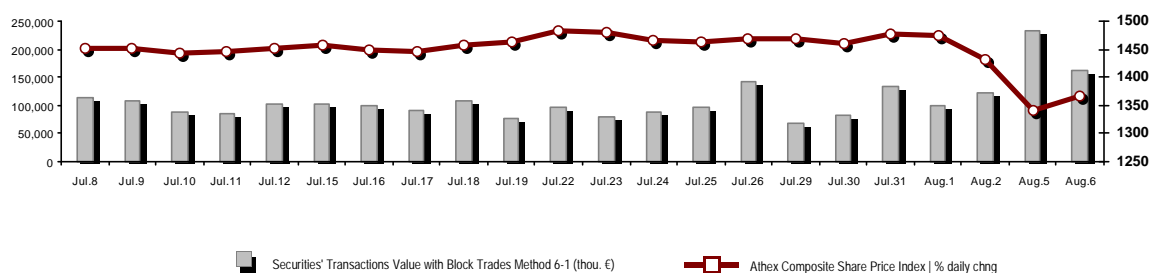
Stock Options

Stock Lending Analytic Figures

Appendix A: Sectors codification for listed companies

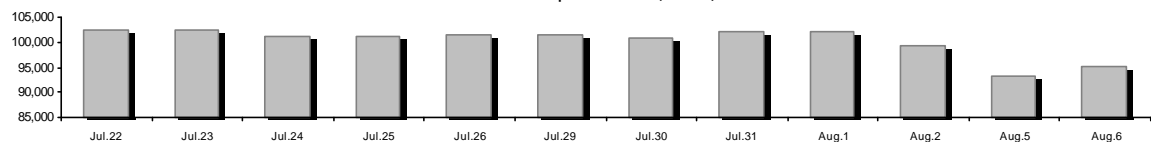
Summary of Markets

Athex Composite Share Price Index vs Shares and Derivatives Transactions Value

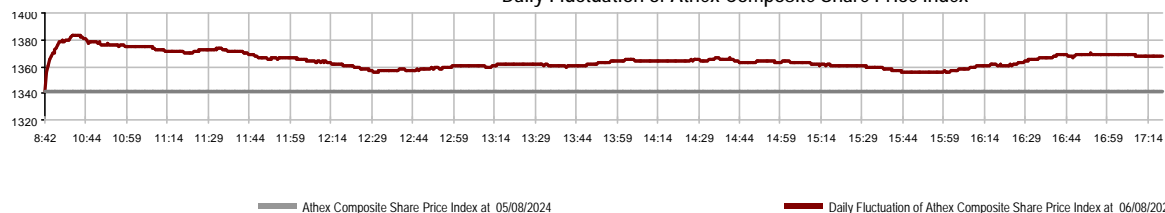


Athex Capitalisation (mill. €) **:	95,183.79		Derivatives Total Open Interest	420,036
Daily change: mill. € %	1,803.25	1.93%	in Index Futures % daily chng	5,070 -4.09%
Yearly Avg Capitalisation: mill. € % chng prev year Avg	97,596.45	21.41%	in Stock Futures % daily chng	413,496 -8.27%
Athex Composite Share Price Index % daily chng	1,367.78	1.98%	in Index Options % daily chng	780 4.98%
Athex Composite Share Price Index Capitalisation (mill. €)	87,498.82		in Stock Options % daily chng	690 78.76%
Daily change (mill. €)	1,743.85			
Securities' Transactions Value with Block Trades Method 6-1 (t)	160,847.56		Derivatives Contracts Volume:	37,930
Daily change: %	-72,467.95	-31.06%	Daily change: pieces %	-60,536 -61.48%
YTD Avg Trans. Value: thou. € % chng prev year Avg	134,077.42	22.37%	YTD Avg Derivatives Contracts % chng prev year Avg	37,868 -13.86%
Blocks Transactions Value of Method 6-1 (thou. €)	9,968.61		Derivatives Trades Number:	2,993
Blocks Transactions Value of Method 6-2 & 6-3 (thou. €)	0.00		Daily change: number %	-3,818 -56.06%
Bonds Transactions Value (thou.€)	939.20		YTD Avg Trades number % chng prev year Avg	1,978 -15.14%
Securities' Transactions Volume with Block Trades Method 6-1 (tho)	38,678.59		Lending Total Open Interest	297,083
Daily change: thou. pieces %	-15,641.63	-28.80%	Daily change: pieces %	-80,915 -21.41%
YTD Avg Volume: % chng prev year Avg	29,605.87	-11.94%	Lending Volume (Multilateral/Bilateral)	27,826
Blocks Transactions Volume of Method 6-1 (thou. Pieces)	2,463.53		Daily change: pieces %	-41,259
Blocks Transactions Volume of Method 6-2 & 6-3 (thou. Pieces)	0.00		Multilateral Lending	27,826
Bonds Transactions Volume	955,000		Bilateral Lending	0
Securities' Trades Number with Block Trades Method 6-1	56,355		Lending Trades Number:	9
Daily change: number %	-22,456	-28.49%	Daily change: %	-5
YTD Avg Trades number % chng prev year Avg	38,974	7.60%	Multilateral Lending Trades Number	9
Number of Blocks Method 6-1	11		Bilateral Lending Trades Number	0
Number of Blocks Method 6-2 & 6-3	0			
Number of Bonds Transactions	156			

Athex Capitalisation (mill. €) **



Daily Fluctuation of Athex Composite Share Price Index



Athex Indices

Index name	06/08/2024	05/08/2024	pts.	%	Min	Max	Year min	Year max	Year change
Athex Composite Share Price Index	1,367.78 #	1,341.23	26.55	1.98%	1,341.23	1,383.60	1,293.14	1,505.35	5.77% #
Athex Composite Index Total Return Index	2,579.30 #	2,529.24	50.06	1.98%	2,529.24	2,609.13	2,355.44	2,789.06	9.50% #
Athex ESG Index	1,565.68 #	1,531.43	34.25	2.24%	1,531.43	1,582.76	1,471.77	1,722.97	6.38% #
ATHEX Alternative Market Price Index	13,404.43 #	13,278.33	126.10	0.95%	13,278.33	13,597.32	9,352.11	15,217.49	43.33% #
FTSE/Athex Large Cap	3,333.85 #	3,260.81	73.04	2.24%	3,260.81	3,372.58	3,122.79	3,665.50	6.76% #
FTSE/Athex Mid Cap Index	2,136.80 #	2,103.87	32.93	1.57%	2,103.87	2,165.37	2,054.77	2,459.55	-5.07% €
FTSE/ATHEX High Dividend Yield Index	3,743.78 #	3,665.04	78.74	2.15%	3,665.04	3,770.41	3,629.54	4,217.66	-0.73% €
FTSE/Athex Market Index	793.93 #	777.90	16.03	2.06%	777.90	803.91	746.82	875.18	6.31% #
FTSE/Athex Banks	1,181.61 #	1,159.77	21.84	1.88%	1,159.77	1,208.51	1,057.67	1,354.57	11.30% #
FTSE/ATHEX TECHNOLOGY & TELECOMMUNICAT	5,366.26 #	5,195.16	171.10	3.29%	5,195.16	5,366.43	4,915.95	5,705.00	5.79% #
FTSE/ATHEX FINANCIAL SERVICES	5,549.08 #	5,447.65	101.43	1.86%	5,447.65	5,675.27	4,996.31	6,357.41	10.67% #
FTSE/ATHEX REAL ESTATE	4,738.88 #	4,702.17	36.71	0.78%	4,695.49	4,786.39	4,507.00	5,120.52	-4.47% €
FTSE/ATHEX CONSUMER DISCRETIONARY	4,769.48 #	4,727.27	42.21	0.89%	4,727.27	4,912.84	4,663.68	5,557.48	-4.91% €
FTSE/ATHEX CONSUMER STAPLES	6,080.33 #	5,995.64	84.69	1.41%	5,995.64	6,138.52	5,069.68	6,491.28	19.49% #
FTSE/ATHEX INDUSTRIALS	6,092.58 #	6,022.54	70.04	1.16%	6,022.54	6,164.48	5,044.08	6,587.56	19.90% #
FTSE/ATHEX BASIC MATERIALS	4,550.75 #	4,440.04	110.71	2.49%	4,440.04	4,600.85	4,369.10	5,876.05	-6.55% €
FTSE/ATHEX ENERGY & UTILITIES	4,793.98 #	4,604.96	189.02	4.10%	4,604.96	4,801.25	4,536.38	5,474.06	-3.88% €
Athex All Share Index	319.34 #	313.29	6.05	1.93%	319.34	319.34	304.60	347.29	5.74% #
Hellenic Mid & Small Cap Index	1,957.54 #	1,917.09	40.45	2.11%	1,917.09	1,967.10	1,881.89	2,157.15	1.48% #
FTSE/Athex Large Cap Total Return	5,719.50 #	5,594.19	125.31	2.24%			5,201.70	6,187.73	10.69% #
FTSE/Athex Mid Cap Total Return	2,917.37 #	2,872.41	44.96	1.57%			2,872.41	3,302.69	-3.76% €
MSCI GREECE REBASED	5,207.60 #	5,074.69	132.91	2.62%	5,074.69	5,273.11	4,964.20	5,837.84	4.47% #
Hellenic Corporate Bond Index	134.57 €	134.92	-0.35	-0.26%			129.54	134.92	3.80% #
Hellenic Corporate Bond Price Index	92.26 €	92.53	-0.27	-0.29%			90.52	92.53	1.78% #

Note 1: FTSE/Med 100, Hellenic Corporate Bond Price Index and Hellenic Corporate Bond Index closing prices refer to the previous trading day of 02/08/2024.

Note 2: The Hellenic Mid & Small Cap Index is a Customized index calculated by the Athens Exchange.

Analytic Figures for Athex Market's Boards and Categories

	Total Traded Securities	Main Market	Surveillance	Exchange Traded Funds (ETFs)
Totals	122	116	5	1
Gain / Lose / Same:	94 / 13 / 15	92 / 11 / 13	1 / 2 / 2	1 / 0 / 0
Athex Capitalisation (mill. €) **	95,183.79	95,117.36	66.43	
Daily Average Trans/ons Value(thou.€)	134,077.42	133,900.80	33.61	257.53
Transactions Value	160,847.56	160,725.43	10.07	112.05
Main Board:	150,878.95	150,756.83	10.07	112.05
Blocks Board 6_2_3:	9,968.61	9,968.61	0.00	0.00
Forced Sales Board:	0.00	0.00	0.00	0.00
Special Terms Board:	0.00	0.00	0.00	0.00
Daily Average Transactions Volume	29,605,871	29,468,939	149,755	7,442
Transactions Volume	38,678,588	38,620,670	54,559	3,359
Main Board:	36,215,061	36,157,143	54,559	3,359
Blocks Board 6_2_3:	2,463,527	2,463,527	0	0
Forced Sales Board:	0	0	0	0
Special Terms Board:	0	0	0	0
Daily Average Number of Trades	38,974	38,862	62	50
Number of Trades	56,355	56,212	44	99
Main Board:	56,344	56,201	44	99
Blocks Board 6_2_3:	11	11	0	0
Forced Sales Board:	0	0	0	0
Special Terms Board:	0	0	0	0

Trading Details by Athex Sectors and Financial Instruments (ETFs)

Code	Sectors	Gain / Lose / Same	Number of Trades	Transactions Volume	Transactions Value	% of Total Trans. Value
3010	- Banks	6 / 1 / 0	22,405	29,316,535	84,185,014.94	52.34%
5510	- Basic Resources	9 / 2 / 2	1,338	368,252	1,101,407.62	0.68%
5010	- Construction & Materials	10 / 1 / 3	4,518	1,249,637	6,516,401.51	4.05%
4020	- Consumer Products & Services	3 / 2 / 1	541	157,643	753,084.70	0.47%
6010	- Energy	4 / 0 / 0	3,656	543,744	7,037,269.35	4.38%
12000	- Financial Instruments	1 / 0 / 0	99	3,359	112,054.13	0.07%
3020	- Financial Services	4 / 1 / 0	665	171,233	742,118.41	0.46%
4510	- Food Beverage & Tobacco	5 / 0 / 1	367	87,042	1,112,211.70	0.69%
2010	- Health Care	2 / 1 / 0	392	227,533	213,960.63	0.13%
5020	- Industrial Goods & Services	13 / 0 / 2	2,563	891,799	4,770,243.82	2.97%
3030	- Insurance	1 / 0 / 0	22	1,194	5,754.87	0.00%
4030	- Media	1 / 0 / 0	5	3,050	1,369.50	0.00%
4520	- Personal Care, Drug & Grocery Stores	2 / 0 / 0	413	27,844	264,424.24	0.16%
3510	- Real Estate	10 / 1 / 1	1,551	488,269	1,935,292.86	1.20%
4040	- Retail	3 / 2 / 2	2,190	277,803	5,073,500.24	3.15%
1010	- Technology	8 / 1 / 2	1,536	771,679	4,491,790.64	2.79%
1510	- Telecommunications	2 / 0 / 0	2,427	567,933	8,250,801.21	5.13%
4050	- Travel & Leisure	5 / 1 / 0	4,636	2,013,338	11,512,465.17	7.16%
6510	- Utilities	5 / 0 / 1	7,031	1,510,701	22,768,390.54	14.16%

Top 10 best & worst performing Shares

Main Market

With positive Price change			With negative Price change		
	Closing price	change		Closing price	change
UNIBIOS (CR)	1.605	13.03% #	MEDICON S.A (CR)	2.34	-4.10% €
KTIMA KOSTAS LAZARIDIS SA (CR)	1.8	8.43% #	ATTICA BANK S.A. (CR)	7.94	-3.87% €
EKTER SA (CR)	1.94	7.78% #	CENTRIC HOLDINGS (CR)	0.313	-1.57% €
PERFORMANCE TECHNOLOGIES (CR)	6.52	5.50% #	DIMAND (CR)	8.92	-0.56% €
OTE (CR)	14.8	5.49% #	JUMBO SA (CR)	22.98	-0.43% €
PPC (CR)	11.02	5.35% #	INTRALOT (CR)	1.108	-0.18% €
EUROCONSULTANTS S.A. (CR)	1.205	5.24% #			
KEKROPS SA (CR)	1.335	5.12% #			
MOTODYNAMICS S.A. (CR)	2.515	5.01% #			
METLEN ENERGY & METALS (CR)	33.8	4.97% #			
With the highest Transactions Value			With the highest Transactions Volume		
	Value (thou. €)	change		Volume	change
PIRAEUS FINANCIAL HOLD (CR)	26,630.15	3.51% #	ALPHA SERVICES HOLD (CR)	9,557,417	1.82% #
NATIONAL BANK (CR)	25,366.75	0.53% #	EUROBANK HOLDINGS (CR)	8,750,994	2.20% #
EUROBANK HOLDINGS (CR)	16,805.93	2.20% #	PIRAEUS FINANCIAL HOLD (CR)	7,457,651	3.51% #
ALPHA SERVICES HOLD (CR)	14,700.11	1.82% #	NATIONAL BANK (CR)	3,488,396	0.53% #
METLEN ENERGY & METALS (CR)	11,003.97	4.97% #	INTRALOT (CR)	1,277,954	-0.18% €
OPAP (CR)	8,235.71	1.62% #	PPC (CR)	712,018	5.35% #
OTE (CR)	8,229.18	5.49% #	OTE (CR)	564,642	5.49% #
PPC (CR)	7,690.18	5.35% #	OPAP (CR)	544,139	1.62% #
MOTOR OIL (CR)	4,970.32	4.31% #	METLEN ENERGY & METALS (CR)	328,729	4.97% #
JUMBO SA (CR)	4,869.72	-0.43% €	ATHENS INTL AIRPORT (CR)	319,586	1.35% #

Note: Stocks that are not included in the "Under Supervision" category, and the transactions value is more than 10,000 €.

Derivatives Summary

	Number of Trades	Volume	Open Interest
Index Futures	357	1,977	5,070
FTSE/Athex Banks	5	34	1,239
FTSE/Athex Large Cap	352	1,943	3,808
MSCI GREECE REBASED	0	0	23
Stock Futures	2,612	35,817	413,496
ADMIE (IPTO) HOLDING S.A. (CR)	34	484	23,028
AEGEAN AIRLINES (CR)	48	322	3,683
ALPHA SERVICES HOLD (CR)	329	12,494	154,081
ATHENS INTL AIRPORT (CR)	10	28	1,062
AUTOHELLAS SA (CR)	3	10	158
AVAX S.A. (CR)	5	5	709
CC HBC AG (CR)	7	11	157
CENERGY HOLDINGS (CB)	50	236	3,724
ELLAKTOR (CR)	52	321	3,741
ELVALHALCOR (CR)	30	146	5,090
EUROBANK HOLDINGS (CR)	169	5,463	17,735
EYDAP S.A. (CR)	14	43	4,146
FOURLIS (CR)	8	27	1,133
GEK TERNA (CR)	90	448	12,935
HELLENIC EXCHANGES-A.S.E. (CR)	86	901	4,424
HELLENIQ ENERGY (CR)	59	227	5,904
INTRACOM HOLDINGS (CR)	28	95	7,461
INTRAKAT (CR)	22	83	2,425
JUMBO SA (CR)	15	38	311
LAMDA DEVELOPMENT SA (CR)	106	423	6,157
METLEN ENERGY & METALS (CR)	118	369	4,165
MIG (CR)	7	35	104
MOTOR OIL (CR)	49	116	2,849
NATIONAL BANK (CR)	235	2,363	14,587
OPAP (CR)	25	123	1,561
OPTIMA BANK (CR)	0	0	52
OTE (CR)	155	538	3,781
P.P.A. S.A. (CR)	1	5	80
PIRAEUS FINANCIAL HOLD (CR)	541	8,815	74,931
PPC (CR)	231	1,338	27,279
QUEST HOLDINGS (CR)	4	7	192
TERNA ENERGY (CR)	14	118	20,999
TITAN CEMENT (CB)	21	43	434
VIOHALCO SA/NV (CB)	46	142	4,418
Index Options	20	115	780
FTSE/Athex Large Cap	20	115	780
Stock Options	4	21	690
ALPHA SERVICES HOLD (CR)	0	0	0
NATIONAL BANK (CR)	1	6	304
OPAP (CR)	0	0	99
OTE (CR)	2	10	131
PIRAEUS FINANCIAL HOLD (CR)	0	0	20
PPC (CR)	1	5	136
Total Derivatives Traded	2,993	37,930	420,036

Daily Official List

Year: 145 Trading Day No: 147

Section 2: Analytic Figures of Shares Transactions

Tuesday, 6 August, 2024

Number of Outstanding Securities	Nominal Value	Dividends [1]			Date of Last Coupon		Note	Shares	Closing price	% change	Previous closing price/date	Open price	Price min	Price max	Last price	Avg price	Last Bid [7]	Last Ask [7]	P/E after tax	Year	Volume	Trades	Transactions Value[8]	Company Mkt Value (thou. €)	Year low	Year high	Sector[4]		
2021	2022	2023	Dividend [2]	Right																									
15,300,000	0.300	---	---	---	30/07/2009	13/12/1999	---	ATTICA PUBLICATIONS SA (CR)	0.418	---	0.418	05/08/2024	---	---	---	---	---	1960@0.398	---	---	---	---	---	6,395.40	0.292	0.456	40301030		
18,810,000	0.400	---	---	---	08/07/2010	14/11/2007	---	VARVERIS - MODA BAGNO SA (CR)	3.36	---	3.36	05/08/2024	3.59	3.31	3.59	3.36	3.448	40@3.11	23@3.12	---	---	213	11	734.52	63,201.60	1.9	3.89	40401025	
15,000,000	0.300	---	---	---	06/07/2007	18/07/2000	---	DAIOS PLASTICS SA (CR)	3.28	---	3.28	05/08/2024	---	---	---	---	90@3.02	280@3.26	---	---	---	---	---	---	49,200.00	3.04	4.18	50203015	
3,307,500	0.210	---	0.4	---	13/10/2023	30/11/2022	---	ELVE SA (CR)	5.3	---	5.3	05/08/2024	5.3	5.3	5.3	5.3	5.3	15@5.20	50@5.55	9.90	2023	37	1	196.10	17,529.75	4.7	5.65	40204020	
86,735,980	0.310	---	---	0.02	22/07/2024	07/09/2023	---	ATHENS MEDICAL CENTER SA (CR)	1.505	0.33	P	1.5	05/08/2024	1.535	1.48	1.545	1.53	1.509	45@1.53	62@1.53	---	---	5,266	30	7,944.81	130,537.65	1.45	2.03	20101025
2,760,000	11.83	11	11.8	12.4	03/06/2024	16/07/1990	---	KARELIA (CR)	330	---	330	05/08/2024	326	326	334	330	329.459	3@328.00	10@338.00	---	---	37	4	12,190.00	910,800.00	324	350	45103010	
6,700,000	0.800	0.047	0.047	0.047	23/07/2024	29/05/2014	---	MILLS KEPENOS (CR)	1.65	---	1.65	05/08/2024	---	---	---	---	25@1.66	107@1.80	17.72	2023	---	---	---	---	11,055.00	1.6	2.26	45102020	
18,017,472	0.360	---	---	---	09/09/2022	28/08/2017	---	KTIMA KOSTAS LAZARIDIS SA (CR)	1.8	8.43	P	1.66	05/08/2024	1.76	1.75	1.82	1.75	1.811	1000@1.73	1000@1.75	---	---	17,082	19	30,927.02	32,431.45	1.6	1.9	45101015
21,364,000	1.12	---	0.4	---	21/08/2023	08/03/2023	---	LAMPASA HOTEL SA (CR)	37.2	1.64	P	36.6	05/08/2024	36.2	36	37.2	37.2	36.713	175@37.20	100@37.80	---	---	464	9	17,035.00	794,740.80	28.4	39.8	40501025
9,819,370	0.500	---	---	---	14/08/2007	09/01/2004	---	MATHIOS REFRACTORY SA (CR)	0.704	---	0.704	05/08/2024	0.744	0.74	0.746	0.74	0.745	3@0.738	30@0.738	---	---	190	5	141.60	6,912.84	0.7	1.3	55101000	
32,188,050	1.04	---	---	---	21/07/2008	20/01/2000	---	MOUZAKIS (CR)	0.605	---	0.605	05/08/2024	---	---	---	---	1215@0.600	105@0.650	---	---	---	---	---	---	19,473.77	0.6	0.92	55101020	
6,340,000	0.600	0.17	0.1	0.2	11/12/2023	11/01/2024	---	NAKAS MUSIC	2.76	---	2.76	05/08/2024	2.5	2.5	2.5	2.5	2.5	50@2.64	159@2.84	---	---	10	1	25.00	17,498.40	2.5	3.16	40401030	
27,379,200	0.980	---	0.45	0.5001	01/08/2024	29/08/2022	---	CRETE PLASTICS SA (CR)	14.5	---	14.5	05/08/2024	---	---	---	---	52@14.20	250@14.80	---	---	---	---	---	---	396,998.40	14.4	16.4	50203015	
255,494,534	2.71	0.279	0.255	0.247	14/06/2024	30/09/2021	---	PRODEA (CR)	7.15	---	7.15	05/08/2024	6.5	6.5	7.15	7.15	6.672	200@6.50	245@7.10	---	---	189	4	1,261.00	1,826,785.92	6.5	8	35102000	
4,181,450	0.500	---	---	---	21/08/2000	05/03/2002	---	FLOUR MILLS SARANTOPOULOS SA	1.07	---	1.07	05/08/2024	---	---	---	---	---	---	598@1.17	---	---	---	---	---	4,474.15	0.965	1.17	45102020	
8,340,750	1.16	---	---	---	25/06/2009	17/09/2018	---	HAIDEMENOS SA (CR)	0.64	---	0.64	05/08/2024	---	---	---	---	---	---	100@0.615	---	2023	---	---	---	5,338.08	0.555	0.92	50205030	

Exchange Traded Funds (ETFs)

971,502	---	---	---	---	15/06/2016	---	ALPHA ETF FTSE Athex Large Cap	33.21	2.06	P	32.54	05/08/2024	33.62	32.97	33.735	33.21	33.359	4@33.22	151@34.00	---	---	3,359	99	112,054.13	---	31.58	38	12003
---------	-----	-----	-----	-----	------------	-----	--------------------------------	-------	------	---	-------	------------	-------	-------	--------	-------	--------	---------	-----------	-----	-----	-------	----	------------	-----	-------	----	-------

Surveillance

89,078,604	0.040	---	---	---	07/07/2010	16/01/2024	5160	FRIGOGLASS SA (CR)	0.22	10.00	P	0.2	05/08/2024	0.22	0.22	0.22	0.22	0.22	3000@0.210	4260@0.220	---	2023	25,670	19	5,647.40	19,597.29	0.2	0.44	50204000	
65,326,268	0.530	---	---	---	04/07/2007	19/07/2006	4750	SATO SA (CR)	0.028	---	0.028	05/08/2024	---	---	---	---	---	---	18700@0.031	---	---	---	---	---	1,829.14	0.027	0.067	40202015		
13,191,620	0.620	---	---	---	04/08/2010	09/09/2002	5232	YALCO - CONSTANTINOU (CR)	0.162	---	0.162	05/08/2024	---	---	---	---	---	---	4990@0.178	---	---	---	---	---	2,137.04	0.146	0.208	40202020		
17,579,754	4.16	---	---	---	18/08/2006	02/08/2010	---	BIOTER SA (CR)	0.232	-9.38	E	0.256	05/08/2024	0.232	0.232	0.232	0.232	1832@0.232	2000@0.248	---	---	5,168	5	1,198.98	4,078.50	0.2	0.436	50101010		
54,654,600	0.050	---	---	---	01/07/1998	30/12/2022	5275	VIS SA (CR)	0.142	---	0.142	05/08/2024	---	---	---	---	---	500@0.142	---	---	2023	---	---	---	---	7,760.95	0.14	0.288	50203030	
51,754,364	0.300	---	---	---	23/12/2003	24/01/2007	5197	SELECTED TEXT. IND. ASSOC (CR)	0.119	-0.83	E	0.12	05/08/2024	0.108	0.108	0.119	0.119	0.11323579@0.109	2500@0.119	---	---	---	---	21,500	13	2,432.00	6,158.77	0.108	0.164	55101020
15,842,391	1.51	---	---	---	15/07/2009	12/05/2000	5141	BITROS HOLDING SA (CR)	0.63	---	0.63	05/08/2024	---	---	---	---	---	5000@0.650	3200@0.690	---	---	---	---	---	9,980.71	0.41	0.755	55102010		
24,319,250	0.300	---	---	---	09/07/2002	04/07/2007	5165	PROODEFTIKH SA (CR)	0.21	---	0.21	05/08/2024	0.2	0.2	0.2	0.2	0.2	3900@0.200	5500@0.228	---	---	2,150	5	430.00	5,107.04	0.2	0.4	50101010		
28,438,268	0.070	---	---	---	21/08/2006	24/11/1999	5253	SPIROYR AGRICULTURE SA (CR)	0.145	---	0.145	05/08/2024	---	---	---	---	---	---	30578@0.131	---	---	---	---	---	4,123.55	0.131	0.252	45102010		
1,011,000	1.00	---	---	---	01/07/2004	11/12/2012	5193	TRIA ALFA SA (CR)	5.6	---	5.6	05/08/2024	5.05	5.05	5.6	5.6	5.058	51@5.05	25@6.00	---	2023	71	2	359.10	5,661.60	5.05	8.95	55101020		

Suspension Status

12,417,000	0.310	---	---	---	27/08/2019	28/08/2017	5233	MLS MULTIMEDIA SA (CR)	0.57	---	0.57	12/05/2020	---	---	---	---	---	---	---	---	---	---	---	---	---	7,077.69	0.57	0.57	10101015
6,330,002	0.300	---	---	---	25/06/2002	15/03/2019	5278	VARVARESSOS (CR)	0.24	---	0.24	02/05/2023	---	---	---	---	---	---	---	---	---	---	---	---	---	1,519.20	0.24	0.24	55101020
3,961,300	1.28	---	---	---	29/06/2004	03/08/2000	5248	DUROS SA (CR)	0.25	---	0.25	24/04/2023	---	---	---	---	---	---	---	---	---	---	---	---	---	990.33	0.25	0.25	40204020
7,125,216	0.650	---	---	---	01/07/2005	14/12/1999	4955	KRE.KA SA (CR)	0.28	---	0.28	06/04/2023	---	---	---	---	---	---	---	---	---	---	---	---	---	1,995.06	0.28	0.28	45102010
7,734,375	1.00	---	---	---	09/07/2007	07/01/2011	5277	LIVANIS SA (CR)	0.125	---	0.125	28/04/2023	---	---	---	---	---	---	---	---	---	---	---	---	---	966.80	0.125	0.125	40301030
10,203,575	0.730	---	---	---	16/07/2007	18/10/1999	---	FIERATEX SA (CR)	0.359	---	0.359	30/04/2024	---	---	---	---	---	---	---	---	---	---	---	---	---	3,663.08	0.335	0.538	55101020

Shares' Notes

Code	Note text
()	- Adjusted dividends.
*	- Last adjusted closing price.
[1]	- Net dividends.
[2]	- The "Date of Last Coupon" for New listings refers to the date company's stocks started to trade in Athex
[3]	- The Company Market Value is referred to the number of outstanding shares
[4]	- Sectors codification can be found in Appendix A
[5]	- The Market Value refers to the total number of shares listed (including their several classes) in the exchange by the company.
[6]	- P/E greater than 100
[7]	- Last view of the Order Book before the end of the trading session
[8]	- All Blocks Methods' Transactions Value are included.
4750	- Transfer to the Under Surveillance Category from 8/4/2011.
4955	- Transfer to the Surveillance Category as from 5/4/2013.
5093	- Transfer to the Surveillance Category as of 8/4/2015.
5141	- Transfer to the Surveillance Category as of 10/05/2017.
5160	- Transfer to the Surveillance Category as of 15/04/2016.
5165	- Transfer to the Surveillance Category as of 15/02/2018.
5193	- Transfer to the Surveillance Category as of 25/10/2018.
5197	- Transfer to the Surveillance Category as of 07/11/2018.
5232	- Transfer to the Under Surveillance Category from 08/04/2011.
5233	- Suspension of trading as of 13/05/2020.
5248	- Transfer to the Surveillance Category as of 06/09/20116.
5253	- Transfer to the Surveillance Category as of 14/5/2021.
5275	- Transfer to the Surveillance Category as of 09/07/2020.
5277	- Suspension of trading as of 02/05/2023.
5278	- Suspension of trading as of 03/05/2023.

Securities Blocks Details

Securities	Block Volume	Price	Block Trade Value	Time of approval	Note
ALPHA SERVICES HOLD (CR)	591,805	1.55	915,522.34	11:26:55	20
ATHENS INTL AIRPORT (CR)	69,395	7.64	530,316.59	11:43:40	20
EUROBANK HOLDINGS (CR)	258,982	1.93	499,835.26	12:19:24	20
OPAP (CR)	25,000	15.14	378,500.00	12:33:57	20
NATIONAL BANK (CR)	131,680	7.26	956,260.16	12:55:25	20
PIRAEUS FINANCIAL HOLD (CR)	103,737	3.54	367,384.59	13:24:01	20
MOTOR OIL (CR)	43,251	21.70	938,546.70	13:37:32	20
PERFORMANCE TECHNOLOGIES (CR)	70,000	7.00	490,000.00	14:31:17	20
EUROBANK HOLDINGS (CR)	490,000	1.88	918,750.00	15:55:38	20
NATIONAL BANK (CR)	417,638	7.27	3,035,392.98	17:11:52	20
PIRAEUS FINANCIAL HOLD (CR)	262,039	3.58	938,099.62	17:12:34	20

Blocks Notes

- 9 - Method 6-1 / Special Fees
- 10 - Method 6-1 / Special Fees, SDS
- 14 - Method 6-3 / Settlement, Incomplete Buy and Sell
- 18 - Method 6-2 / SPOT 1
- 19 - Method 6-2 / SPOT 2
- 20 - Method 6-1 and Method 6-1 Same Day Settlement
- 21 - Other Pre-agreed

Shares Rights Details

Occured date	Exercise from	Exercise until	Trading until	Rights	Price min	Price max	Closing price	Last Bid	Last Ask	Volume	Trades	Transactions Value
--------------	---------------	----------------	---------------	---------------	-----------	-----------	---------------	----------	----------	--------	--------	--------------------

No Rights Transactions.

Forced Sales Details

Securities	Category of Security	Transactions Volume	Number of Trades	Transactions Value	Note
No Forced Transactions.					

Forced Sales Notes

- 1 - Compulsory Public Forced Sales
- 2 - Forced Sales of Fixed Registered Shares
- 3 - Forced Sales of Remaining Fractional Shares

Exchange Traded Funds (ETFs) Characteristics

	Transactions Date (T)	Creation / Redemption	Units (T-1)	New Units (T-1)	Redemption Units (T-1)	Units (T) [1]	Fund Assets [2]	Net Unit Price	Dividend per Unit	Dividend Date
ALPHA ETF FTSE Athex Large Cap	06/08/2024	5,000	971,502	---	---	971,502	31,668,180.00	32.5971	1.35	01/07/2024

ETFs Notes

[1] - Units (T) = Units (T-1) + New Units (T-1) - Redemption Units (T-1)

[2] - The Creation / Redemption Units of T-1 are included.

Non Convertible Corporate Bonds - Regulated Market

Num Listed Bonds	Nominal price	Issue price	Today's Rate	Exp. Date	Duration (years)	Note	Coupon		Trading Unit	Corporate Bonds	Accrued Int.	Yield.T.Mat	Price min	Price max	Closing price	Previous closing price/date	Volume	Transactions Value	Last order		ear min	Year max		
							Common	Preferred											Price	Buy / Sell			Date	
230,000	1,000.00	1,000.00	4.70	12/07/2029	7	---	5	---	1	LAMDA DEVELOPMENT S.A. (Non convertible)	3.5250	4.2330	100.1000	101.0000	100.2033	100.5000	05/08/2024	44,000	44,352.10	100.2000	B	36/08/2024	97.0000	101.5000
320,000	1,000.00	1,000.00	3.40	21/07/2027	7	---	9	---	1	LAMDA DEVELOPMENT S.A. (Non Convertible)	1.6056	3.9670	97.0000	97.0000	97.0000	97.2670	05/08/2024	30,000	29,148.17	96.0000	B	36/08/2024	92.0000	98.0000
200,000	1,000.00	1,000.00	2.10	27/10/2027	7	---	8	---	1	O.P.A.P. S.A. (Non Convertible)	5.8917	3.5170	95.0000	95.1000	95.0167	94.2330	05/08/2024	6,000	5,736.35	94.5000	B	36/08/2024	90.5800	96.6000
200,000	1,000.00	1,000.00	1.90	23/03/2028	7	---	7	---	1	MOTOR OIL CORINTH REFINERIES SA (Non Convertible)	7.1250	3.9510	92.5101	92.6100	92.5850	92.5000	05/08/2024	4,000	3,731.90	92.6500	B	36/08/2024	90.5000	93.4500
100,000	1,000.00	1,000.00	2.70	25/05/2026	5	---	7	---	1	COSTAMARE PARTICIPATIONS PLC (Non Convertible)	5.4750	4.1070	97.0000	97.0000	97.0000	96.8370	05/08/2024	35,000	34,141.63	96.6000	B	36/08/2024	94.2567	99.2686
300,000	1,000.00	1,000.00	2.30	20/07/2028	7	---	7	---	1	PRODEA REIC S.A.(Non Convertible)	1.0861	4.7830	90.5000	91.0000	90.5000	91.2750	05/08/2024	8,000	7,277.69	90.2504	B	36/08/2024	86.1234	92.3500
150,000	1,000.00	1,000.00	2.65	22/10/2026	5	---	6	---	1	CPLP SHIPPING HOLDINGS PLC (Non Convertible)	7.9500	4.7520	95.0200	95.0200	95.0200	95.1450	05/08/2024	3,000	2,874.45	95.0700	B	36/08/2024	93.0000	95.7995
250,000	1,000.00	1,000.00	2.45	16/11/2028	7	---	6	---	1	ELVALHALCOR S.A. (Non Convertible)	5.7167	3.9010	93.1500	94.0000	93.6321	93.6100	05/08/2024	96,000	90,435.58	93.6200	B	36/08/2024	88.4206	94.0000
120,000	1,000.00	1,000.00	2.65	06/12/2028	7	---	6	---	1	NOVAL PROPERTY REIC (Non Convertible)	4.6375	4.4050	92.3000	92.8000	92.3714	92.0100	05/08/2024	35,000	32,492.31	92.2000	B	36/08/2024	88.5000	94.2749
500,000	1,000.00	1,000.00	2.75	03/07/2027	7	---	9	---	1	GEK TERNA S.A. (Non Convertible)	2.7500	4.3940	94.0600	94.9000	94.4000	94.5000	05/08/2024	75,000	71,096.05	94.1010	B	36/08/2024	91.5500	95.8999
100,000	1,000.00	1,000.00	2.95	11/02/2027	5	---	5	---	1	SAFE BULKERS PARTICIPATIONS PLC (Non Convertible)	14.5861	4.8560	94.3500	95.0000	94.8523	94.9460	05/08/2024	22,000	21,188.39	95.0000	B	36/08/2024	92.0000	97.0000
120,000	1,000.00	1,000.00	3.95	04/04/2025	7	---	13	---	1	GEK TERNA S.A. (Non Convertible)	13.8250	3.7600	99.5000	99.5000	99.5000	99.7250	05/08/2024	16,000	16,141.20	99.3000	B	36/08/2024	98.1282	100.1000
100,000	1,000.00	1,000.00	4.40	26/07/2029	7	---	5	---	1	CPLP SHIPPING HOLDINGS PLC (Non Convertible)	1.5889	4.1220	98.9000	100.4999	99.6000	98.4320	05/08/2024	52,000	52,129.71	99.5100	B	36/08/2024	95.0948	100.4999
199,375	1,000.00	1,000.00	3.60	12/03/2026	7	---	11	---	1	AEGEAN AIRLINES S.A. (Non Convertible)	14.9000	3.7710	98.6012	99.5000	98.6030	98.8000	05/08/2024	38,000	38,200.29	98.6010	B	36/08/2024	97.1458	99.6000
150,000	1,000.00	1,000.00	2.60	22/10/2026	7	---	10	---	1	TERNA ENERGY FINANCE S.A. (Non Convertible)	7.8000	3.9460	96.1102	96.5000	96.2000	96.8830	05/08/2024	25,000	24,270.51	96.1500	B	36/08/2024	92.8293	97.9000
100,000	1,000.00	1,000.00	5.50	15/12/2028	5	---	2	---	1	IDEAL HOLDINGS S.A. (Non Convertible)	7.9444	5.1310	100.5100	101.0000	100.6671	100.8400	05/08/2024	17,000	17,248.46	100.7020	B	36/08/2024	100.6502	104.1000
200,000	1,000.00	1,000.00	4.25	23/01/2029	5	---	2	---	1	AUTOHELLAS S.A. (Non Convertible)	1.8889	4.1960	99.0016	100.5000	99.8361	99.8000	05/08/2024	21,000	21,005.25	99.1110	B	36/08/2024	97.5000	101.0000
130,000	1,000.00	1,000.00	6.00	27/02/2029	5	---	1	---	1	INTRALOT S.A. (Non Convertible)	27.1667	5.5780	101.0000	101.0000	101.0000	100.6210	05/08/2024	11,000	11,408.83	100.6310	B	36/08/2024	100.0050	101.9000

Corporate Bonds Notes

Transactions Volume = (Pieces) * (Nominal Price). Transactions Value = (Pieces) * (Nominal Price) * (price %) + (Accrued interest).

The price of a Bond is stated as a percentage (%) of Bond's Nominal Price.

Nominal Price in Euros (€), except if it is noted differently.

Non Convertible Corporate Bonds - Regulated Market

Num Listed Bonds	Nominal price	Issue price	Today's Rate	Exp. Date	Duration (years)	Note	Coupon		Trading Unit	Corporate Bonds	Accrued Int.	Yield.T.Mat	Price min	Price max	Closing price	Previous closing price/date	Volume	Transactions Value	Last order			ear min	Year max	
							Common	Preferred											Price	Buy / Sell	Date			
100,000	1,000.00	1,000.00	2.80	25/01/2027	5	---	6	---	1	PREMIA S.A. (Non Convertible)	1.0889	4.9270	94.3000	94.8000	94.4667	94.8000	05/08/2024	6,000	5,674.53	94.3000	B	06/08/2024	90.9974	97.8048
500,000	1,000.00	1,000.00	4.00	10/07/2030	7	---	3	---	1	METLEN ENERGY & METALS S.A. (Non Convertible)	3.2222	3.7970	100.0000	100.6900	100.1837	100.3110	05/08/2024	377,000	379,243.08	100.1000	B	06/08/2024	98.3001	101.5000
300,000	1,000.00	1,000.00	2.30	14/12/2028	7	---	6	---	1	GEK TERNA S.A. (Non Convertible)	3.5139	4.1860	92.0000	92.0999	92.0030	92.1010	05/08/2024	34,000	31,400.48	91.5000	B	06/08/2024	86.5021	92.7400

Corporate Bonds Notes

Transactions Volume = (Pieces) * (Nominal Price). Transactions Value = (Pieces) * (Nominal Price) * (price %) + (Accrued interest).

The price of a Bond is stated as a percentage (%) of Bond's Nominal Price.

Nominal Price in Euros (€), except if it is noted differently.

Government Bonds

Number Listed Bonds	Nominal price	Today's Rate	Accrued Interest Calc	Exp. Date [1]	Duration (years)	Note	Coupons Date	Curr. coupon value	Trading Unit	Government Bonds	Price min	Price max	Closing price	Previous closing price/date	Volume	Transactions Value	Price	Last order Buy / Sell	Date
3,000,000	1,000.00	4.13	Actual/Actual	15/06/2054	30	---	15/06	4.13	1	GGB-FXD-150654-30Y-4.125-1.000	---	---	---	---	---	---	---	---	---
4,700,000	1,000.00	1.88	Actual/Actual	04/02/2035	15	---	04/02	1.88	1	GGB-FXD-040235-15Y-1.875-1.000	---	---	---	---	---	---	---	---	---
6,000,000	1,000.00	0.75	Actual/Actual	18/06/2031	10	---	18/06	0.75	1	GGB-FXD-180631-10Y-0.750-1.000	---	---	---	---	---	---	---	---	---
3,600,000	1,000.00	3.88	Actual/Actual	15/06/2028	5	---	15/06	3.88	1	GGB-FXD-150628-05Y-3.875-1.000	---	---	---	---	---	---	---	---	---
5,962,747,327	1.00	3.75	Actual/Actual	30/01/2028	10	---	/02 - 01/02 - 31/	3.75	1	GGB-FXD-300128-10Y-3.750-1.000	---	---	---	85.4610 13/07/2018	---	---	1.0000	B	28/11/2018
7,067,309,386	1.00	3.90	Actual/Actual	30/01/2033	15	---	/02 - 01/02 - 31/	3.90	1	GGB-FXD-300133-15Y-3.900-1.000	---	---	---	78.6730 13/07/2018	---	---	1.0000	B	28/11/2018
5,622,848,349	1.00	4.00	Actual/Actual	30/01/2037	19	---	/02 - 01/02 - 31/	4.00	1	GGB-FXD-300137-19Y-4.000-1.000	---	---	---	77.0370 13/07/2018	---	---	1.0000	B	28/11/2018
5,476,770,669	1.00	4.20	Actual/Actual	30/01/2042	24	---	/02 - 01/02 - 31/	4.20	1	GGB-FXD-300142-24Y-4.200-1.000	---	---	---	77.7640 13/07/2018	---	---	1.0000	B	28/11/2018
4,450,000	1,000.00	3.38	Actual/Actual	15/06/2034	10	---	15/06	3.38	1	GGB-FXD-150634-10Y-3.375-1.000	---	---	---	---	---	---	---	---	---
40,248,141	1.00	4.30	Actual/Actual	24/02/2025	13	---	24/02	4.30	1	GGB-FXD-240225-13Y-2.000-1.000	---	---	---	10.0000 22/06/2015	---	---	---	---	---
59,586,043	1.00	4.30	Actual/Actual	24/02/2026	14	---	24/02	4.30	1	GGB-FXD-240226-14Y-2.000-1.000	---	---	---	10.0000 22/06/2015	---	---	---	---	---
41,118,344	1.00	4.30	Actual/Actual	24/02/2027	15	---	24/02	4.30	1	GGB-FXD-240227-15Y-2.000-1.000	---	---	---	10.0000 22/06/2015	---	---	---	---	---
45,137,734	1.00	4.30	Actual/Actual	24/02/2028	16	---	24/02	4.30	1	GGB-FXD-240228-16Y-2.000-1.000	---	---	---	10.0000 22/06/2015	---	---	---	---	---
61,768,888	1.00	4.30	Actual/Actual	24/02/2029	17	---	24/02	4.30	1	GGB-FXD-240229-17Y-2.000-1.000	---	---	---	10.0000 22/06/2015	---	---	---	---	---
54,567,744	1.00	4.30	Actual/Actual	24/02/2030	18	---	24/02	4.30	1	GGB-FXD-240230-18Y-2.000-1.000	---	---	---	10.0000 22/06/2015	---	---	---	---	---
37,541,515	1.00	4.30	Actual/Actual	24/02/2031	19	---	24/02	4.30	1	GGB-FXD-240231-19Y-2.000-1.000	---	---	---	10.0000 22/06/2015	---	---	---	---	---
37,558,317	1.00	4.30	Actual/Actual	24/02/2032	20	---	24/02	4.30	1	GGB-FXD-240232-20Y-2.000-1.000	---	---	---	10.0000 22/06/2015	---	---	---	---	---
37,473,732	1.00	4.30	Actual/Actual	24/02/2033	21	---	24/02	4.30	1	GGB-FXD-240233-21Y-2.000-1.000	---	---	---	10.0000 22/06/2015	---	---	---	---	---
33,888,293	1.00	4.30	Actual/Actual	24/02/2034	22	---	24/02	4.30	1	GGB-FXD-240234-22Y-2.000-1.000	---	---	---	10.0000 22/06/2015	---	---	---	---	---
35,177,800	1.00	4.30	Actual/Actual	24/02/2035	23	---	24/02	4.30	1	GGB-FXD-240235-23Y-2.000-1.000	---	---	---	10.0000 22/06/2015	---	---	---	---	---
35,547,268	1.00	4.30	Actual/Actual	24/02/2036	24	---	24/02	4.30	1	GGB-FXD-240236-24Y-2.000-1.000	---	---	---	10.0000 22/06/2015	---	---	---	---	---
40,246,306	1.00	4.30	Actual/Actual	24/02/2037	25	---	24/02	4.30	1	GGB-FXD-240237-25Y-2.000-1.000	---	---	---	10.0000 22/06/2015	---	---	---	---	---
37,643,952	1.00	4.30	Actual/Actual	24/02/2038	26	---	24/02	4.30	1	GGB-FXD-240238-26Y-2.000-1.000	---	---	---	10.0000 22/06/2015	---	---	---	---	---
36,977,100	1.00	4.30	Actual/Actual	24/02/2039	27	---	24/02	4.30	1	GGB-FXD-240239-27Y-2.000-1.000	---	---	---	10.0000 22/06/2015	---	---	---	---	---
41,615,000	1.00	4.30	Actual/Actual	24/02/2040	28	---	24/02	4.30	1	GGB-FXD-240240-28Y-2.000-1.000	---	---	---	10.0000 22/06/2015	---	---	---	---	---
42,227,208	1.00	4.30	Actual/Actual	24/02/2041	29	---	24/02	4.30	1	GGB-FXD-240241-29Y-2.000-1.000	---	---	---	10.0000 22/06/2015	---	---	---	---	---
68,288,487	1.00	4.30	Actual/Actual	24/02/2042	30	---	24/02	4.30	1	GGB-FXD-240242-30Y-2.000-1.000	---	---	---	10.0000 22/06/2015	---	---	---	---	---
4,250,000	1,000.00	3.88	Actual/Actual	12/03/2029	10	---	12/03	3.88	1	GGB-FXD-120329-10Y-3.875-1.000	---	---	---	---	---	---	100.0000	B	15/10/2019
4,500,000	1,000.00	0.00	Actual/Actual	12/02/2026	5	---	12/02	0.00	1	GGB-FXD-120226-05Y-3.000-1.000	---	---	---	---	---	---	---	---	---
2,209,163	1,000.00	3.38	Actual/Actual	15/02/2025	7	---	15/02	3.38	1	GGB-FXD-150225-07Y-3.375-1.000	---	---	---	---	---	---	---	---	---
964,000	1,000.00	3.25	Actual/Actual	20/03/2025	6	---	20/03	3.25	1	GGB-FXD-200325-06Y-3.250-1.000	---	---	---	---	---	---	---	---	---
2,100,000	1,000.00	3.55	Actual/Actual	20/03/2026	7	---	20/03	3.55	1	GGB-FXD-200326-07Y-3.550-1.000	---	---	---	---	---	---	---	---	---
5,500,000	1,000.00	1.50	Actual/Actual	18/06/2030	10	---	18/06	1.50	1	GGB-FXD-180630-10Y-1.500-1.000	---	---	---	---	---	---	---	---	---
3,500,000	1,000.00	4.38	Actual/Actual	18/07/2038	15	---	18/07	4.38	1	GGB-FXD-180738-15Y-4.375-1.000	---	---	---	---	---	---	---	---	---

Government Bonds Notes

Transactions Volume = (Pieces) * (Nominal Price). Transactions Value = (Pieces) * (Nominal Price) * (price %) + (Accrued interest).

The Value of current coupon for the issues with NV 0.01 euro refers to NV 100 euros

FLR: Floating Interest Rate.

[1] - The Expiration Date of the interest bearing period and the Date for coupon payment.

Government Bonds

Number Listed Bonds	Nominal price	Today's Rate	Accrued Interest Calc	Exp. Date [1]	Duration (years)	Note	Coupons Date	Curr. coupon value	Trading Unit	Government Bonds	Price min	Price max	Closing price	Previous closing price/date	Volume	Transactions Value	Price	Last order Buy / Sell	Date	
40,000	1,000.00	4.67	FLR	Actual/360	18/09/2024	1	---	18/09 - 19/03	---	1	GGB-FLT-180924-01Y-4.670-1.000	---	---	---	---	---	---	---	---	---
5,364,250	1,000.00	3.25		Actual/Actual	20/03/2050	30	---	20/03	3.25	1	GGB-FXD-200350-30Y-3.250-1.000	---	---	---	---	---	---	---	---	---
3,924,361	1,000.00	2.00		Actual/Actual	22/04/2027	7	---	22/04	2.00	1	GGB-FXD-220427-07Y-2.000-1.000	---	---	---	---	---	99.9000	B	22/04/2020	
2,500,000	1,000.00	1.88		Actual/Actual	23/07/2026	7	---	23/07	1.88	1	GGB-FXD-230726-07Y-1.875-1.000	---	---	---	---	---	---	---	---	---
4,900,000	1,000.00	4.25		Actual/Actual	15/06/2033	10	---	15/06	4.25	1	GGB-FXD-150633-10Y-4.250-1.000	---	---	---	---	---	---	---	---	---
3,500,000	1,000.00	1.88		Actual/Actual	24/01/2052	30	---	24/01	1.88	1	GGB-FXD-240152-30Y-1.875-1.000	---	---	---	---	---	---	---	---	---
3,700,000	1,000.00	1.75		Actual/Actual	18/06/2032	10	---	18/06	1.75	1	GGB-FXD-180632-10Y-1.750-1.000	---	---	---	---	---	---	---	---	---
2,200,000	1,000.00	1.13	FLR	Actual/360	15/12/2027	5	---	- 15/12 - 15/03 -	---	1	GGB-FLT-151227-05Y-1.130-1.000	---	---	---	---	---	102.1600	B	30/12/2022	

Government Bonds Notes

Transactions Volume = (Pieces) * (Nominal Price). Transactions Value = (Pieces) * (Nominal Price) * (price %) + (Accrued interest).

The Value of current coupon for the issues with NV 0.01 euro refers to NV 100 euros

FLR: Floating Interest Rate.

[1] - The Expiration Date of the interest bearing period and the Date for coupon payment.

Treasury Bills & Zero Coupon Government Bonds

Issue Date	13-Week Maturity									26-Week Maturity									52-Week Maturity								
	Exp. Date	Initial Rate	Num Listed Bonds	Nominal price	Issue price	Last Trade Price	Last Trade Date	Volume Traded	Note	Exp. Date	Initial Rate	Num Listed Bonds	Nominal price	Issue price	Last Trade Price	Last Trade Date	Volume Traded	Note	Exp. Date	Initial Rate	Num Listed Bonds	Nominal price	Issue price	Last Trade Price	Last Trade Date	Volume Traded	Note
08/09/2023	---	---	---	---	---	---	---	---	---	---	---	---	---	---	---	---	---	---	06/09/2024	3.81	812,500	1,000.00	962.90	---	---	---	---
08/12/2023	---	---	---	---	---	---	---	---	---	---	---	---	---	---	---	---	---	---	06/12/2024	3.70	600,000	1,000.00	963.90	---	---	---	---
08/03/2024	---	---	---	---	---	---	---	---	---	---	---	---	---	---	---	---	---	---	07/03/2025	3.73	812,500	1,000.00	963.70	---	---	---	---
07/06/2024	---	---	---	---	---	---	---	---	---	---	---	---	---	---	---	---	---	---	06/06/2025	3.34	600,000	1,000.00	967.30	---	---	---	---

Bonds in Circulation	Currency / Min nominal traded Value	Coupons Payment Date	Current Coupon Value	Note	Coupon	Trading Unit	Issue Date	Duration (years)	Today's Interest	A.I.C in days	Bonds	Last price of previous days		Last Outcry in Cash (euro)			Trades in Pieces	Life min	Life Max
												Price	Buy / Sell	Date	Price	Buy / Sell			
Corporate Bonds in Foreign Currency and Euro																			
103,746	GBP / 10	01/12	0.25	---	65	1	01/12/1930	98	2.5	360	National Mortgage Bank	2.27	05/02/1996	2.27	S	05/02/1996	---	2.27	2.27
0	GBP / 10	01/12	0.25	---	67	1	01/12/1928	100	2.5	360	National Mortgage Bank	---	---	---	---	---	---	---	---

Government Bonds Notes

A.I.C: Accrued Interest Calculation base.

FLR: Floating Interest Rate.

The minimum tradeable Nominal Value for all Demeterialised Government Titles is 100 Euros.

(μφρ-0)

Athex & ATHEXClear Members List

Member Name				Stock Market			Derivatives Market		ATHEXClear Member	
	Address	Phone	Fax	Market Member	Remote Member	Market Maker	Proprietary	Market Maker	General Clearing	Direct Clearing
A. SARRIS SECURITIES S.A.				a						
6, ΔΡΑΓΑΤΣΑΝΙΟΥ 6 ΑΘΗΝΑ	2103367700									
ΑΕΟΝIC SECURITIES C.I.F. P.L.C.				a						
, ΛΑΪΟΥ 6, ΓΡ. 301B, ANNA COURT	35725337600									
ALPHA BANK S.A.									a	
, ΣΤΑΔΙΟΥ 40 ΑΘΗΝΑ	2103260000									
ALPHA FINANCE INVESTMENT SERVICES SINGLE MEMBER SA				a		a	a	a		a
5, ΠΑΝΕΠΙΣΤΗΜΙΟΥ 45 ΑΘΗΝΑ	2103677400									
ARGUS STOCKBROKERS LTD				a	a		a			
25, 25 ΛΕΩΦΟΡΟΣ ΔΗΜΟΣΘΕΝΗ ΣΕΒΕΡΗ	0035722717000									
ATHLOS CAPITAL INVESTMENT SERVICES LTD					a					
, 17 STASINOU AVENUE, BEDIZIA TOWER, 6TH & 7TH FL.	35722110777									
ATLANTIC SECURITIES LTD				a	a					
37, ΠΡΟΔΡΟΜΟΥ 37	0035722445400									
AXON SECURITIES S.A.				a			a			
48, ΣΤΑΔΙΟΥ 48 ΑΘΗΝΑ	2103363800									
BETA SECURITIES S.A.				a		a	a			a
29, ΑΛΕΞΑΝΔΡΑΣ 29 ΑΘΗΝΑ	210 6478900									
BNP PARIBAS S.A.									a	
, ΛΑΜΨΑΚΟΥ 2 ΑΘΗΝΑ	2107468525									
BOFA SECURITIES EUROPE SA				a	a					
, 51 RUE LA BOÉTIE	+33 153655555									
CAPITAL SECURITIES S.A.				a			a			
58, ΜΗΤΡΟΠΟΛΕΩΣ 58 ΑΘΗΝΑ	2103369700									
CITIGROUP GLOBAL MARKETS EUROPE AG				a	a					
16, REUTERWEG 16	+49 691366-0									
CITIGROUP GLOBAL MARKETS LIMITED				a						
1, 33 CANADA SQUARE - CANARY WHARF	+44 02079864000									
CREDIT SUISSE BANK (EUROPE), S.A.				a						
, CALLE AYALA 42, 3A PLANTA-B MADRID	+34917916000									
CREDIT SUISSE SECURITIES (EUROPE) LIMITED				a						
1, ONE CABOT SQUARE LONDON	+44 2078888888									
CYCLOS SECURITIES S.A.				a			a			
39, ΧΑΡΙΛΑΟΥ ΤΡΙΚΟΥΠΗ 6-8-10 ΑΘΗΝΑ	2103364300									
DEUTSCHE BANK S.A.					a					
1, GREAT WINCHESTER STREET LONDON	+44 20 754 54209	00441133361437								
EUROBANK EQUITIES INVESTMENT FIRM SINGLE MEMBER SA				a		a	a	a		a
, ΦΙΛΕΛΗΝΩΝ 10 & ΞΕΝΟΦΩΝΤΟΣ 13 ΑΘΗΝΑ	2103720425									
EUROBANK S.A.									a	
, ΟΘΩΝΟΣ 8 ΑΘΗΝΑ	2144043907									
EUROCORP INVESTMENT SERVICES S.A.				a			a			a
14, ΠΛ.ΦΙΛΙΚΗΣ ΕΤΑΙΡΕΙΑΣ 14 ΑΘΗΝΑ	2107263600									
EUROTRUST INVESTMENT FIRM SA				a						
113, ΣΕΒΑΣΤΟΥΠΟΛΕΩΣ 113 ΑΘΗΝΑ	2103363100									
EUROXX SECURITIES S.A.				a		a	a	a		a
7, ΠΑΛΑΙΟΛΟΓΟΥ ΧΑΛΑΝΔΡΙ	(210)-6879400	(210)-6879401								
7, ΠΑΛΕΟΛΟΓΟΥ ΧΑΛΑΝΔΡΙ	+30 2106879400	210-6879401								
FREEDOM FINANCE EUROPE LTD				a	a					
, ΧΡΙΣΤΑΚΗ ΚΡΑΝΟΥ 20	035725257786									
G. A. PERVANAS SECURITIES- INVESTMENT SERVICES S.A.				a						
7-9, ΣΟΦΟΚΛΕΟΥΣ 7-9 ΑΘΗΝΑ	2103727200									
GLOBAL CAPITAL SECURITIES & FINANCIAL SERVICES LTD				a	a					
50, ΛΑΡΧΙΕΠΙΣΚΟΠΟΥ ΜΑΚΑΡΙΟΥ Γ50	0035722710710									
GREENPOST TRADING EUROPE LTD				a	a	a				
, ΚΙΜΩΝΟΣ 3, ACROPOLIS MANSIONS, 2ND FLOOR, FLAT/OFFICE 202	035722521389									
HELLENIC AMERICAN SECURITIES S.A.				a		a	a			a
27, ΑΝΔΡΕΑ ΠΑΠΑΝΔΡΕΟΥ 27 ΜΑΡΟΥΣΙ	2103311100									
HELLENIC BANK (INVESTMENTS) LTD					a					
, ΑVE.ΚΥΡΙΑΚΟΥ ΜΑΤΣΙ 31 - ΡΟ ΒΟΧ 24747 ΝΙΟΣΙΑ	+357 22500100	357 22500110								
HSBC CONTINENTAL EUROPE									a	
109-111, ΑΜΕΣΟΓΕΙΩΝ 109-111	2106960000									
INDEX SECURITIES S.A.				a						
6, ΔΡΑΓΑΤΣΑΝΙΟΥ 6 ΑΘΗΝΑ	2103213920									

Athex & ATHEXClear Members List

Member Name				Stock Market			Derivatives Market		ATHEXClear Member	
	Address	Phone	Fax	Market Member	Remote Member	Market Maker	Proprietary	Market Maker	General Clearing	Direct Clearing
J. CHR. MAVRIKIS SECURITIES S.A.				a						
5, ΣΟΦΟΚΛΕΟΥΣ 5 ATHINA	2103216730									
KAPPA SECURITIES S.A.				a			a			
15, ΒΑΛΑΩΡΙΤΟΥ 15 ATHINA	2103678600									
KARAMANOF SECURITIES & INVESTMENT SERVICES S.A.				a						
2, ΠΛ.ΑΓ.ΘΕΟΔΩΡΩΝ 2 ATHINA	2103212947									
LAIKI FINANCIAL SERVICES LTD					a					
26, AVE. VYRONOS NICOSIA	357 22367367	357 22718567								
LEON DEPOLAS SECURITIES S.A.				a		a	a			
1, ΧΡΗΣΤΟΥ ΛΑΔΑ 1 ATHINA	2103213276 -28									
MEGA EQUITY SECURITIES & FINANCIAL SERVICES PUBLIC LTD				a	a		a			
42-44, ΛΕΩΦ.ΓΡΙΒΑ ΔΙΓΕΝΗ 42-44	0035722711711									
MERIT SECURITIES S.A				a		a	a			a
5, ΣΟΦΟΚΛΕΟΥΣ 5 ATHINA	2141008814									
MERRILL LYNCH INTERNATIONAL				a						
2, 2 KING EDWARD STREET LONDON	+44 20276281000									
N. CHRYSOCHOIDIS STOCK BROKERAGE I.S.S.A.				a			a			a
7-9, ΣΟΦΟΚΛΕΟΥΣ 7-9 ATHINA	2103213913									
NATIONAL BANK OF GREECE S.A.				a		a	a		a	
86, ΑΙΟΛΟΥ STR. ATHINA	(210)-3341000	(210)-3228187								
68, ΑΚΑΔΙΜΙΑΣ STR. ATHINA	(210)-3328817	(210)-3328678								
NATIONAL SECURITIES SINGLE MEMBER SA				a		a	a	a		
66, ΛΕΩΦΟΡΟΣ ΑΘΗΝΩΝ 128-132 & ΙΦΙΓΕΝΙΑΣ ATHINA	2103328784									
NUNTIUS BROKERAGE AND INVESTMENT SERVICES SINGLE MEMBER S.A.				a			a			
6, ΔΡΑΓΑΤΣΑΝΙΟΥ 6 ATHINA	2103350599									
ONE PLUS CAPITAL LIMITED				a	a					
, 75 PRODROMOU AVENUE NICOSIA 1307	35722873760									
OPTIMA BANK S.A.				a		a	a	a	a	
, ΑΙΓΙΑΛΕΙΑΣ 32 & ΠΑΡΑΔΕΙΣΟΥ ΜΑΡΟΥΣΙ	210 8173000									
PANCRETA BANK S.A									a	
, ΙΚΑΡΟΥ 5	2810338746									
PANTELAKIS SECURITIES S.A.				a		a	a	a		
57, ΕΘΝΙΚΗΣ ΑΝΤΙΣΤΑΣΕΩΣ 57, ΚΤΙΠΙΟ Β CHALANDRI	2106965000									
PIRAEUS BANK S.A.				a			a		a	
, ΑΜΕΡΙΚΗΣ 4 ATHINA	2103335000									
PIRAEUS SECURITIES S. A.				a		a	a	a		a
10, ΣΤΑΔΙΟΥ 10 ATHINA	2103354100									
PROCHOICE SECURITIES LTD				a	a					
57, ΛΕΩΦ.ΣΠΥΡΟΥ ΚΥΠΡΙΑΝΟΥ 57, ΑΚΙΝΗΤΑ Φ	035724661192									
SHARELINK SECURITIES & FINANCIAL SERVICES LTD				a			a			
6, HOUSE-ΘΕΟΤΟΚΗ 6 ΜΕΓΑΡΟ ΕΛΛΗΝΑ	+357 22554200									
SOCIETE GENERALE S.A.				a	a		a			
, 17 COURS VALMY, CEDEX	+157290504									
SOLIDUS SECURITIES S.A				a			a			a
64, ΛΟΥΙΖΗΣ ΠΙΑΝΚΟΥΡ 64 ATHINA	2106900600									
ST. EM. LAVRENTAKIS SECURITIES S.A.				a						
7-9, ΣΟΦΟΚΛΕΟΥΣ 7-9 ATHINA	2103213336									
THE CYPRUS INVESTMENT & SECURITIES CORPORATION LTD				a	a					
154, 1 AG. PROKOPIOU & POSIDONOS 1ST FLOOR	0035722121700									
UBS EUROPE SE				a	a					
, OPERNTURM, BOCKENHEIMER LANDSTRASSE 2-4	496921790									
UBS LIMITED					a					
1, FINSBURY AVENUE LONDON	+44 2075687135									
VIGOR FINANCE INVESTMENT SERVICES S.A.				a			a			
, ΨΥΧΑΡΗ 14 Ν. PSYCHIKO	2106718400									

List of Stocks under Market Making operations

Securities	Market Maker	Start Market Making	Stock Category	Suspension Status
MLS MULTIMEDIA SA (CR)				
	PIRAEUS SECURITIES S. A.	01/08/2019		
ALPHA ETF FTSE Athex Large Cap			Exchange Traded Funds (ETFs)	
	ALPHA FINANCE INVESTMENT SERVICES SINGLE MEMBER SA	02/01/1900		
	NATIONAL SECURITIES SINGLE MEMBER SA	02/01/1900		
ADMIE (IPTO) HOLDING S.A. (CR)			Main Market	
	EUROBANK EQUITIES INVESTMENT FIRM SINGLE MEMBER SA	24/05/2021		
	HELLENIC AMERICAN SECURITIES S.A.	09/03/2020		
	PIRAEUS SECURITIES S. A.	29/06/2017		
AEGEAN AIRLINES (CR)			Main Market	
	EUROBANK EQUITIES INVESTMENT FIRM SINGLE MEMBER SA	22/09/2020		
ALPHA SERVICES HOLD (CR)			Main Market	
	ALPHA FINANCE INVESTMENT SERVICES SINGLE MEMBER SA	29/02/2016		
	EUROBANK EQUITIES INVESTMENT FIRM SINGLE MEMBER SA	22/10/2006		
	GREENPOST TRADING EUROPE LTD	12/06/2023		
	HELLENIC AMERICAN SECURITIES S.A.	25/07/2014		
	LEON DEPOLAS SECURITIES S.A.	04/01/2016		
	MERIT SECURITIES S.A	03/09/2012		
	NATIONAL SECURITIES SINGLE MEMBER SA	02/01/1900		
	PIRAEUS SECURITIES S. A.	28/05/2009		
ALPHA TRUST HOLDINGS (CR)			Main Market	
	EUROBANK EQUITIES INVESTMENT FIRM SINGLE MEMBER SA	06/02/2023		
	LEON DEPOLAS SECURITIES S.A.	04/01/2021		
ALUMIL (CR)			Main Market	
	PIRAEUS SECURITIES S. A.	31/07/2023		
ANDROMEDA SA (CR)			Main Market	
	BETA SECURITIES S.A.	15/02/2021		
	OPTIMA BANK S.A.	03/04/2023		
ATHENS INTL AIRPORT (CR)			Main Market	
	PIRAEUS SECURITIES S. A.	03/06/2024		
ATTICA BANK S.A. (CR)			Main Market	
	EUROXX SECURITIES S.A.	22/01/2016		
AUSTRIACARD (CB)			Main Market	
	BETA SECURITIES S.A.	23/03/2023		
	EUROXX SECURITIES S.A.	10/06/2024		
	PIRAEUS SECURITIES S. A.	02/08/2024		
AUTOHELLAS SA (CR)			Main Market	
	ALPHA FINANCE INVESTMENT SERVICES SINGLE MEMBER SA	01/07/2019		
	EUROXX SECURITIES S.A.	02/07/2018		
AVAX S.A. (CR)			Main Market	
	EUROBANK EQUITIES INVESTMENT FIRM SINGLE MEMBER SA	14/12/2015		
	OPTIMA BANK S.A.	04/09/2023		
	PIRAEUS SECURITIES S. A.	01/02/2021		
AVE (CR)			Main Market	
	EUROXX SECURITIES S.A.	05/06/2020		
BRIQ PROPERTIES (CR)			Main Market	
	EUROBANK EQUITIES INVESTMENT FIRM SINGLE MEMBER SA	09/09/2019		
	LEON DEPOLAS SECURITIES S.A.	22/02/2021		
	PIRAEUS SECURITIES S. A.	05/02/2024		
CC HBC AG (CR)			Main Market	
	BETA SECURITIES S.A.	08/03/2021		
	NATIONAL SECURITIES SINGLE MEMBER SA	02/01/1900		
	PIRAEUS SECURITIES S. A.	04/05/2015		
CENERGY HOLDINGS (CB)			Main Market	
	ALPHA FINANCE INVESTMENT SERVICES SINGLE MEMBER SA	02/01/2016		
	EUROBANK EQUITIES INVESTMENT FIRM SINGLE MEMBER SA	02/01/2016		
	OPTIMA BANK S.A.	14/03/2022		
	PANTELAKIS SECURITIES S.A.	27/12/2022		
CNL CAPITAL (CR)			Main Market	
	MERIT SECURITIES S.A	01/10/2018		
DIMAND (CR)			Main Market	
	ALPHA FINANCE INVESTMENT SERVICES SINGLE MEMBER SA	08/08/2022		
	EUROBANK EQUITIES INVESTMENT FIRM SINGLE MEMBER SA	08/08/2022		
	PANTELAKIS SECURITIES S.A.	15/05/2023		
EKTER SA (CR)			Main Market	
	BETA SECURITIES S.A.	26/09/2022		
	EUROBANK EQUITIES INVESTMENT FIRM SINGLE MEMBER SA	16/10/2017		
	LEON DEPOLAS SECURITIES S.A.	21/05/2018		

List of Stocks under Market Making operations

Securities	Stock Category
Market Maker	Start Market Making
ELASTRON (CR)	Main Market
LEON DEPOLAS SECURITIES S.A.	20/02/2017
ELLAKTOR (CR)	Main Market
ALPHA FINANCE INVESTMENT SERVICES SINGLE MEMBER SA	18/03/2019
EUROBANK EQUITIES INVESTMENT FIRM SINGLE MEMBER SA	01/06/2012
EUROXX SECURITIES S.A.	24/09/2018
NATIONAL SECURITIES SINGLE MEMBER SA	02/01/1900
PIRAEUS SECURITIES S. A.	22/10/2018
ELTON SA (CR)	Main Market
OPTIMA BANK S.A.	30/01/2023
ELVALHALCOR (CR)	Main Market
ALPHA FINANCE INVESTMENT SERVICES SINGLE MEMBER SA	07/05/2018
BETA SECURITIES S.A.	09/01/2023
EUROBANK EQUITIES INVESTMENT FIRM SINGLE MEMBER SA	07/05/2018
EUROBANK HOLDINGS (CR)	Main Market
ALPHA FINANCE INVESTMENT SERVICES SINGLE MEMBER SA	09/01/2006
EUROBANK EQUITIES INVESTMENT FIRM SINGLE MEMBER SA	01/06/2012
GREENPOST TRADING EUROPE LTD	12/06/2023
HELLENIC AMERICAN SECURITIES S.A.	25/07/2014
LEON DEPOLAS SECURITIES S.A.	30/11/2018
MERIT SECURITIES S.A.	06/11/2017
NATIONAL SECURITIES SINGLE MEMBER SA	02/01/1900
PIRAEUS SECURITIES S. A.	28/09/2009
EUROCONSULTANTS S.A. (CR)	Main Market
EUROBANK EQUITIES INVESTMENT FIRM SINGLE MEMBER SA	22/07/2014
OPTIMA BANK S.A.	01/02/2023
EYDAP S.A. (CR)	Main Market
ALPHA FINANCE INVESTMENT SERVICES SINGLE MEMBER SA	27/01/2020
EUROBANK EQUITIES INVESTMENT FIRM SINGLE MEMBER SA	10/06/2019
FOURLIS (CR)	Main Market
EUROBANK EQUITIES INVESTMENT FIRM SINGLE MEMBER SA	01/12/2016
PIRAEUS SECURITIES S. A.	06/03/2017
GEK TERNA (CR)	Main Market
BETA SECURITIES S.A.	08/03/2021
EUROBANK EQUITIES INVESTMENT FIRM SINGLE MEMBER SA	24/05/2021
PIRAEUS SECURITIES S. A.	29/08/2019
GR. SARANTIS S.A. (CR)	Main Market
BETA SECURITIES S.A.	14/05/2012
EUROBANK EQUITIES INVESTMENT FIRM SINGLE MEMBER SA	24/10/2016
PIRAEUS SECURITIES S. A.	02/04/2024
HELLENIC EXCHANGES-A.S.E. (CR)	Main Market
HELLENIC AMERICAN SECURITIES S.A.	01/09/2014
NATIONAL SECURITIES SINGLE MEMBER SA	02/01/1900
PIRAEUS SECURITIES S. A.	04/05/2015
HELLENIQ ENERGY (CR)	Main Market
ALPHA FINANCE INVESTMENT SERVICES SINGLE MEMBER SA	07/11/2023
EUROBANK EQUITIES INVESTMENT FIRM SINGLE MEMBER SA	01/11/2023
HELLENIC AMERICAN SECURITIES S.A.	14/09/2015
PIRAEUS SECURITIES S. A.	20/03/2017
IDEAL HOLDINGS (CR)	Main Market
EUROBANK EQUITIES INVESTMENT FIRM SINGLE MEMBER SA	07/06/2021
PIRAEUS SECURITIES S. A.	07/06/2021
INTERCONTINENTAL (CR)	Main Market
LEON DEPOLAS SECURITIES S.A.	03/06/2019
INTERLIFE G.C.I.(CR)	Main Market
PIRAEUS SECURITIES S. A.	22/01/2024
INTERWOOD-XYLEMPORIA (CR)	Main Market
EUROBANK EQUITIES INVESTMENT FIRM SINGLE MEMBER SA	05/07/2021
PANTELAKIS SECURITIES S.A.	01/07/2021
INTRAKAT (CR)	Main Market
BETA SECURITIES S.A.	04/10/2021
PANTELAKIS SECURITIES S.A.	10/10/2022
JUMBO SA (CR)	Main Market
BETA SECURITIES S.A.	01/02/2021
EUROBANK EQUITIES INVESTMENT FIRM SINGLE MEMBER SA	25/05/2020
GREENPOST TRADING EUROPE LTD	12/06/2023
MERIT SECURITIES S.A.	06/11/2017
PIRAEUS SECURITIES S. A.	06/03/2017

List of Stocks under Market Making operations

Securities	Stock Category
Market Maker	Start Market Making
KLOUKINAS - LAPPAS SA (CR)	Main Market
OPTIMA BANK S.A.	02/01/2023
KRI-KRI S.A. (CR)	Main Market
EUROBANK EQUITIES INVESTMENT FIRM SINGLE MEMBER SA	07/05/2018
PIRAEUS SECURITIES S. A.	11/12/2023
LAMDA DEVELOPMENT SA (CR)	Main Market
EUROBANK EQUITIES INVESTMENT FIRM SINGLE MEMBER SA	08/12/2014
PANTELAKIS SECURITIES S.A.	06/11/2017
PIRAEUS SECURITIES S. A.	29/06/2017
LAMPSPA HOTEL SA (CR)	Main Market
LEON DEPOLAS SECURITIES S.A.	16/01/2017
METLEN ENERGY & METALS (CR)	Main Market
ALPHA FINANCE INVESTMENT SERVICES SINGLE MEMBER SA	15/04/2019
BETA SECURITIES S.A.	11/04/2022
EUROBANK EQUITIES INVESTMENT FIRM SINGLE MEMBER SA	20/09/2017
GREENPOST TRADING EUROPE LTD	12/06/2023
MERIT SECURITIES S.A	25/02/2019
NATIONAL SECURITIES SINGLE MEMBER SA	02/01/1900
PIRAEUS SECURITIES S. A.	04/05/2015
MOTODYNAMICS S.A. (CR)	Main Market
OPTIMA BANK S.A.	25/08/2023
MOTOR OIL (CR)	Main Market
BETA SECURITIES S.A.	08/03/2021
EUROBANK EQUITIES INVESTMENT FIRM SINGLE MEMBER SA	22/10/2006
GREENPOST TRADING EUROPE LTD	12/06/2023
LEON DEPOLAS SECURITIES S.A.	01/04/2019
MERIT SECURITIES S.A	25/02/2019
NATIONAL SECURITIES SINGLE MEMBER SA	02/01/1900
PIRAEUS SECURITIES S. A.	04/05/2015
MPLE KEDROS (CR)	Main Market
OPTIMA BANK S.A.	16/10/2023
OPTIMA BANK S.A.	08/11/2023
NAFPAKTOS TEXTILE (CR)	Main Market
OPTIMA BANK S.A.	29/01/2024
NATIONAL BANK (CR)	Main Market
ALPHA FINANCE INVESTMENT SERVICES SINGLE MEMBER SA	09/01/2006
EUROBANK EQUITIES INVESTMENT FIRM SINGLE MEMBER SA	22/10/2006
GREENPOST TRADING EUROPE LTD	12/06/2023
HELLENIC AMERICAN SECURITIES S.A.	25/07/2014
LEON DEPOLAS SECURITIES S.A.	20/05/2015
MERIT SECURITIES S.A	03/09/2012
NATIONAL SECURITIES SINGLE MEMBER SA	02/01/1900
PIRAEUS SECURITIES S. A.	08/09/2008
NOVAL PROPERTY REIC (CR)	Main Market
ALPHA FINANCE INVESTMENT SERVICES SINGLE MEMBER SA	05/06/2024
PIRAEUS SECURITIES S. A.	05/06/2024
OPAP (CR)	Main Market
ALPHA FINANCE INVESTMENT SERVICES SINGLE MEMBER SA	09/01/2006
EUROBANK EQUITIES INVESTMENT FIRM SINGLE MEMBER SA	22/10/2006
GREENPOST TRADING EUROPE LTD	12/06/2023
HELLENIC AMERICAN SECURITIES S.A.	25/07/2014
MERIT SECURITIES S.A	20/03/2017
NATIONAL SECURITIES SINGLE MEMBER SA	02/01/1900
PIRAEUS SECURITIES S. A.	04/05/2015
OPTIMA BANK (CR)	Main Market
ALPHA FINANCE INVESTMENT SERVICES SINGLE MEMBER SA	12/12/2023
EUROBANK EQUITIES INVESTMENT FIRM SINGLE MEMBER SA	11/12/2023
OPTIMA BANK S.A.	06/11/2023
ORILINA PROPERTIES REIC (CR)	Main Market
EUROBANK EQUITIES INVESTMENT FIRM SINGLE MEMBER SA	11/12/2023
LEON DEPOLAS SECURITIES S.A.	11/12/2023

List of Stocks under Market Making operations

Securities	Stock Category
Market Maker	Start Market Making
OTE (CR)	Main Market
ALPHA FINANCE INVESTMENT SERVICES SINGLE MEMBER SA	09/01/2006
EUROBANK EQUITIES INVESTMENT FIRM SINGLE MEMBER SA	22/10/2006
GREENPOST TRADING EUROPE LTD	12/06/2023
HELLENIC AMERICAN SECURITIES S.A.	25/07/2014
LEON DEPOLAS SECURITIES S.A.	20/04/2015
MERIT SECURITIES S.A	20/03/2017
NATIONAL SECURITIES SINGLE MEMBER SA	02/01/1900
PIRAEUS SECURITIES S. A.	08/09/2008
P.P.A. S.A. (CR)	Main Market
EUROBANK EQUITIES INVESTMENT FIRM SINGLE MEMBER SA	06/02/2019
PAPOUTSANIS (CR)	Main Market
ALPHA FINANCE INVESTMENT SERVICES SINGLE MEMBER SA	19/11/2018
BETA SECURITIES S.A.	25/11/2013
PERFORMANCE TECHNOLOGIES (CR)	Main Market
EUROBANK EQUITIES INVESTMENT FIRM SINGLE MEMBER SA	22/02/2021
PANTELAKIS SECURITIES S.A.	08/03/2021
PETROPOULOS PETROS (CR)	Main Market
EUROBANK EQUITIES INVESTMENT FIRM SINGLE MEMBER SA	01/04/2019
PANTELAKIS SECURITIES S.A.	16/03/2020
PIRAEUS FINANCIAL HOLD (CR)	Main Market
ALPHA FINANCE INVESTMENT SERVICES SINGLE MEMBER SA	15/04/2019
EUROBANK EQUITIES INVESTMENT FIRM SINGLE MEMBER SA	22/10/2006
EUROXX SECURITIES S.A.	15/02/2016
GREENPOST TRADING EUROPE LTD	12/06/2023
HELLENIC AMERICAN SECURITIES S.A.	25/07/2014
LEON DEPOLAS SECURITIES S.A.	30/11/2018
MERIT SECURITIES S.A	16/09/2013
NATIONAL SECURITIES SINGLE MEMBER SA	02/01/1900
PIRAEUS SECURITIES S. A.	16/02/2009
PPC (CR)	Main Market
ALPHA FINANCE INVESTMENT SERVICES SINGLE MEMBER SA	09/01/2006
BETA SECURITIES S.A.	01/02/2021
EUROBANK EQUITIES INVESTMENT FIRM SINGLE MEMBER SA	22/10/2006
GREENPOST TRADING EUROPE LTD	12/06/2023
HELLENIC AMERICAN SECURITIES S.A.	01/09/2014
MERIT SECURITIES S.A	06/11/2017
NATIONAL SECURITIES SINGLE MEMBER SA	02/01/1900
PIRAEUS SECURITIES S. A.	28/09/2009
PREMIA (CR)	Main Market
BETA SECURITIES S.A.	01/06/2021
LEON DEPOLAS SECURITIES S.A.	05/12/2022
PANTELAKIS SECURITIES S.A.	23/12/2021
PROFILE SA (CR)	Main Market
OPTIMA BANK S.A.	03/04/2023
PANTELAKIS SECURITIES S.A.	01/07/2019
QUALITY & RELIABILITY SA (CR)	Main Market
OPTIMA BANK S.A.	03/01/2023
QUEST HOLDINGS (CR)	Main Market
BETA SECURITIES S.A.	26/03/2018
EUROBANK EQUITIES INVESTMENT FIRM SINGLE MEMBER SA	28/01/2019
REVOIL (CR)	Main Market
BETA SECURITIES S.A.	26/06/2023
OPTIMA BANK S.A.	15/04/2024
SIDMA STEEL (CR)	Main Market
OPTIMA BANK S.A.	25/05/2023
SPACE HELLAS SA (CR)	Main Market
MERIT SECURITIES S.A	09/12/2022
TECHNICAL OLYMPIC SA (CR)	Main Market
BETA SECURITIES S.A.	04/04/2022
OPTIMA BANK S.A.	05/07/2023
TERNA ENERGY (CR)	Main Market
EUROBANK EQUITIES INVESTMENT FIRM SINGLE MEMBER SA	24/05/2021
PIRAEUS SECURITIES S. A.	09/12/2019
THRACE PLASTICS SA (CR)	Main Market
ALPHA FINANCE INVESTMENT SERVICES SINGLE MEMBER SA	26/03/2018
LEON DEPOLAS SECURITIES S.A.	28/03/2024
PIRAEUS SECURITIES S. A.	02/04/2024

List of Stocks under Market Making operations

Securities	Market Maker	Start Market Making	Stock Category
TITAN CEMENT (CB)			Main Market
BETA SECURITIES S.A.		01/02/2021	
EUROBANK EQUITIES INVESTMENT FIRM SINGLE MEMBER SA		06/11/2019	
PIRAEUS SECURITIES S. A.		18/01/2021	
TRADE ESTATES REIC (CR)			Main Market
EUROBANK EQUITIES INVESTMENT FIRM SINGLE MEMBER SA		08/11/2023	
EUROBANK EQUITIES INVESTMENT FIRM SINGLE MEMBER SA		10/11/2023	
PANTELAKIS SECURITIES S.A.		08/11/2023	
PANTELAKIS SECURITIES S.A.		10/11/2023	
TZIRAKIAN PROFIL (CR)			Main Market
LEON DEPOLAS SECURITIES S.A.		19/07/2021	
VIOHALCO SA/MV (CB)			Main Market
ALPHA FINANCE INVESTMENT SERVICES SINGLE MEMBER SA		11/03/2008	
EUROBANK EQUITIES INVESTMENT FIRM SINGLE MEMBER SA		04/03/2014	
MERIT SECURITIES S.A		17/03/2014	

Underlying Asset				Derivatives Market													
Price max	Price min	Closing price	change	Delivery Month	Open price	Price max	Price min	Last price	Closing price	Last Bid	Last Ask	Fixing price*	Life high	Life low	Trades	Volume	Open Interest
FTSE/Athex Large Cap				(Trade Unit: 1 Index Point x 2E, Cash Settlement)													
3,372.58	3,260.81	3,333.85	2.24%	August 2024	3,302.25	3,370.00	3,295.00	3,342.00	3,342.00	---	---		3,607.00	---	271	1,572	3,333
				September 2024	3,326.00	3,360.00	3,294.00	3,337.00	3,337.00	---	---		3,600.75	---	81	371	475
				October 2024	---	---	---	---	3,274.25	---	---		---	---	---	---	---
				December 2024	---	---	---	---	3,285.75	---	---		---	---	---	---	---
				March 2025	---	---	---	---	3,302.00	---	---		---	---	---	---	---
				June 2025	---	---	---	---	3,318.50	---	---		---	---	---	---	---
FTSE/Athex Banks				(Trade Unit: 1 Index Point x 15E, Cash Settlement)													
1,208.51	1,159.77	1,181.61	1.88%	September 2024	1,218.00	1,218.00	1,177.00	1,182.00	1,182.00	---	---		1,332.75	---	5	34	1,239
				December 2024	---	---	---	---	1,168.50	---	---		---	---	---	---	---
				March 2025	---	---	---	---	1,174.50	---	---		---	---	---	---	---
				June 2025	---	---	---	---	1,180.25	---	---		---	---	---	---	---
MSCI GREECE REBASED				(Trade Unit: 1 Index Point x 2E, Cash Settlement)													
5,273.11	5,074.69	5,207.60	2.62%	August 2024	---	---	---	---	5,042.75	---	---		5,695.25	---	---	---	---
				September 2024	---	---	---	---	4,953.00	---	---		5,516.00	---	---	---	3
				October 2024	---	---	---	---	5,001.00	---	---		5,515.50	---	---	---	10
				November 2024	---	---	---	---	5,001.50	---	---		5,516.00	---	---	---	10
				December 2024	---	---	---	---	5,113.25	---	---		---	---	---	---	---
				January 2025	---	---	---	---	5,121.25	---	---		---	---	---	---	---
				March 2025	---	---	---	---	5,139.00	---	---		---	---	---	---	---
				June 2025	---	---	---	---	5,164.50	---	---		---	---	---	---	---

Derivatives notes

Fixing prices and final open positions can be retrieved from the following path <http://www.helex.gr/el/web/guest/statistics-end-of-day-derivatives>

Underlying Asset				Derivatives Market													
Price max	Price min	Closing price	change	Delivery Month	Open price	Price max	Price min	Last price	Closing price	Last Bid	Last Ask	Fixing price*	Life high	Life low	Trades	Volume	Open Interest
ADMIE (IPTO) HOLDING S.A. (CR)				(Contract Size: 100 Securities, Physical Delivery)													
2.11	2.03	2.07	1.22%	September 2024	2.05	2.06	2.00	2.01	2.01	---	---	---	2.39	---	34	484	23,028
				December 2024	---	---	---	---	2.06	---	---	---	---	---	---	---	---
				March 2025	---	---	---	---	2.07	---	---	---	---	---	---	---	---
				June 2025	---	---	---	---	2.08	---	---	---	---	---	---	---	---
AEGEAN AIRLINES (CR)				(Contract Size: 100 Securities, Physical Delivery)													
10.62	10.22	10.34	2.38%	September 2024	10.37	10.54	10.37	10.53	10.53	---	---	---	12.49	---	48	322	3,547
				December 2024	---	---	---	---	10.32	---	---	---	12.12	---	---	---	136
				March 2025	---	---	---	---	10.23	---	---	---	---	---	---	---	---
				June 2025	---	---	---	---	10.28	---	---	---	---	---	---	---	---
ALPHA SERVICES HOLD (CR)				(Contract Size: 100 Securities, Physical Delivery)													
1.576	1.501	1.5395	1.82%	September 2024	1.54	1.58	1.51	1.54	1.54	---	---	---	1.79	---	329	12,494	153,845
				December 2024	---	---	---	---	1.53	---	---	---	1.73	---	---	---	236
				March 2025	---	---	---	---	1.53	---	---	---	---	---	---	---	---
				June 2025	---	---	---	---	1.54	---	---	---	---	---	---	---	---
ATHENS INTL AIRPORT (CR)				(Contract Size: 100 Securities, Physical Delivery)													
7.69	7.45	7.53	1.35%	September 2024	7.60	7.65	7.58	7.58	7.58	---	---	---	8.41	---	10	28	1,062
				December 2024	---	---	---	---	7.49	---	---	---	---	---	---	---	---
				March 2025	---	---	---	---	7.52	---	---	---	---	---	---	---	---
				June 2025	---	---	---	---	7.56	---	---	---	---	---	---	---	---
AUTOHELLAS SA (CR)				(Contract Size: 100 Securities, Physical Delivery)													
11.06	10.6	10.98	3.58%	September 2024	11.00	11.03	11.00	11.00	11.00	---	---	---	12.13	---	3	10	158
				December 2024	---	---	---	---	10.68	---	---	---	---	---	---	---	---
				March 2025	---	---	---	---	10.73	---	---	---	---	---	---	---	---
				June 2025	---	---	---	---	10.79	---	---	---	---	---	---	---	---
AVAX S.A. (CR)				(Contract Size: 100 Securities, Physical Delivery)													
1.314	1.256	1.264	3.78%	September 2024	1.28	1.28	1.26	1.26	1.26	---	---	---	1.49	---	5	5	709
				December 2024	---	---	---	---	1.23	---	---	---	---	---	---	---	---
				March 2025	---	---	---	---	1.23	---	---	---	---	---	---	---	---
				June 2025	---	---	---	---	1.24	---	---	---	---	---	---	---	---
CC HBC AG (CR)				(Contract Size: 100 Securities, Physical Delivery)													
32.1	31.36	31.52	0.19%	September 2024	32.10	32.10	31.51	31.51	31.51	---	---	---	33.61	---	7	11	157
				December 2024	---	---	---	---	31.70	---	---	---	---	---	---	---	---
				March 2025	---	---	---	---	31.86	---	---	---	---	---	---	---	---
				June 2025	---	---	---	---	32.02	---	---	---	---	---	---	---	---

Derivatives notes

Fixing prices and final open positions can be retrieved from the following path <http://www.helex.gr/el/web/guest/statistics-end-of-day-derivatives>

Underlying Asset				Derivatives Market													
Price max	Price min	Closing price	change	Delivery Month	Open price	Price max	Price min	Last price	Closing price	Last Bid	Last Ask	Fixing price*	Life high	Life low	Trades	Volume	Open Interest
CENERGY HOLDINGS (CB)				(Contract Size: 100 Securities, Physical Delivery)													
9.34	9	9.2	1.54%	September 2024	9.20	9.30	9.03	9.28	9.28	---	---	---	10.03	---	50	236	3,724
				December 2024	---	---	---	---	9.13	---	---	---	---	---	---	---	---
				March 2025	---	---	---	---	9.17	---	---	---	---	---	---	---	---
				June 2025	---	---	---	---	9.22	---	---	---	---	---	---	---	---
ELLAKTOR (CR)				(Contract Size: 124 Securities, Physical Delivery)													
1.862	1.8	1.818	1.00%	September 2024	1.84	1.90	1.81	1.81	1.81	---	---	---	2.12	1.79	52	321	3,741
				December 2024	---	---	---	---	1.81	---	---	---	---	---	---	---	---
				March 2025	---	---	---	---	1.82	---	---	---	---	---	---	---	---
				June 2025	---	---	---	---	1.83	---	---	---	---	---	---	---	---
ELVALHALCOR (CR)				(Contract Size: 100 Securities, Physical Delivery)													
1.746	1.68	1.73	3.59%	September 2024	1.72	1.74	1.69	1.69	1.69	---	---	---	2.04	---	30	146	5,027
				December 2024	---	---	---	---	1.74	---	---	---	1.91	---	---	---	63
				March 2025	---	---	---	---	1.69	---	---	---	---	---	---	---	---
				June 2025	---	---	---	---	1.70	---	---	---	---	---	---	---	---
EUROBANK HOLDINGS (CR)				(Contract Size: 100 Securities, Physical Delivery)													
1.965	1.864	1.93	2.20%	September 2024	1.92	1.97	1.88	1.93	1.93	---	---	---	2.19	---	169	5,463	17,730
				December 2024	---	---	---	---	1.97	---	---	---	2.28	---	---	---	5
				March 2025	---	---	---	---	1.91	---	---	---	---	---	---	---	---
				June 2025	---	---	---	---	1.92	---	---	---	---	---	---	---	---
EYDAP S.A. (CR)				(Contract Size: 100 Securities, Physical Delivery)													
5.34	5.25	5.31	1.34%	September 2024	5.36	5.36	5.25	5.25	5.25	---	---	---	5.90	---	14	43	4,146
				December 2024	---	---	---	---	5.28	---	---	---	---	---	---	---	---
				March 2025	---	---	---	---	5.31	---	---	---	---	---	---	---	---
				June 2025	---	---	---	---	5.33	---	---	---	---	---	---	---	---
FOURLIS (CR)				(Contract Size: 100 Securities, Physical Delivery)													
3.69	3.53	3.605	2.13%	September 2024	3.59	3.60	3.54	3.56	3.56	---	---	---	4.19	---	8	27	1,133
				December 2024	---	---	---	---	3.56	---	---	---	---	---	---	---	---
				March 2025	---	---	---	---	3.57	---	---	---	---	---	---	---	---
				June 2025	---	---	---	---	3.59	---	---	---	---	---	---	---	---
GEK TERNA (CR)				(Contract Size: 100 Securities, Physical Delivery)													
16.48	15.8	16.24	1.12%	September 2024	16.49	16.49	15.94	16.38	16.38	---	---	---	18.27	---	90	448	12,837
				December 2024	---	---	---	---	16.22	---	---	---	17.74	---	---	---	98
				March 2025	---	---	---	---	16.26	---	---	---	---	---	---	---	---
				June 2025	---	---	---	---	16.34	---	---	---	---	---	---	---	---

Derivatives notes

Fixing prices and final open positions can be retrieved from the following path <http://www.helex.gr/el/web/guest/statistics-end-of-day-derivatives>

Underlying Asset				Derivatives Market													
Price max	Price min	Closing price	change	Delivery Month	Open price	Price max	Price min	Last price	Closing price	Last Bid	Last Ask	Fixing price*	Life high	Life low	Trades	Volume	Open Interest
HELLENIC EXCHANGES-A.S.E. (CR)				(Contract Size: 100 Securities, Physical Delivery)													
4.44	4.29	4.325	0.47%	September 2024	4.39	4.43	4.29	4.30	4.30	---	---	---	5.25	---	86	901	4,424
				December 2024	---	---	---	---	4.34	---	---	---	---	---	---	---	---
				March 2025	---	---	---	---	4.36	---	---	---	---	---	---	---	---
				June 2025	---	---	---	---	4.38	---	---	---	---	---	---	---	---
HELLENIQ ENERGY (CR)				(Contract Size: 100 Securities, Physical Delivery)													
7.08	6.9	6.91	1.62%	September 2024	7.03	7.06	6.94	6.95	6.95	---	---	---	8.40	---	59	227	5,904
				December 2024	---	---	---	---	6.85	---	---	---	---	---	---	---	---
				March 2025	---	---	---	---	6.89	---	---	---	---	---	---	---	---
				June 2025	---	---	---	---	6.92	---	---	---	---	---	---	---	---
INTRACOM HOLDINGS (CR)				(Contract Size: 102 Securities, Physical Delivery)													
3.075	2.96	2.99	2.75%	September 2024	3.05	3.07	2.97	2.97	2.97	---	---	---	3.55	2.80	28	95	7,461
				December 2024	---	---	---	---	2.93	---	---	---	---	---	---	---	---
				March 2025	---	---	---	---	2.95	---	---	---	---	---	---	---	---
				June 2025	---	---	---	---	2.96	---	---	---	---	---	---	---	---
INTRAKAT (CR)				(Contract Size: 100 Securities, Physical Delivery)													
4.93	4.78	4.92	1.86%	September 2024	4.84	4.86	4.75	4.86	4.86	---	---	---	5.20	---	22	83	2,425
				December 2024	---	---	---	---	4.87	---	---	---	---	---	---	---	---
				March 2025	---	---	---	---	4.89	---	---	---	---	---	---	---	---
				June 2025	---	---	---	---	4.92	---	---	---	---	---	---	---	---
JUMBO SA (CR)				(Contract Size: 100 Securities, Physical Delivery)													
24	22.78	22.98	-0.43%	September 2024	23.88	23.89	23.01	23.03	23.03	---	---	---	26.97	---	15	38	311
				December 2024	---	---	---	---	23.26	---	---	---	---	---	---	---	---
				March 2025	---	---	---	---	23.37	---	---	---	---	---	---	---	---
				June 2025	---	---	---	---	23.49	---	---	---	---	---	---	---	---
LAMDA DEVELOPMENT SA (CR)				(Contract Size: 100 Securities, Physical Delivery)													
7.13	6.87	6.95	0.72%	September 2024	7.07	7.09	6.90	6.99	6.99	---	---	---	7.68	---	106	423	6,157
				December 2024	---	---	---	---	6.95	---	---	---	---	---	---	---	---
				March 2025	---	---	---	---	6.99	---	---	---	---	---	---	---	---
				June 2025	---	---	---	---	7.02	---	---	---	---	---	---	---	---
METLEN ENERGY & METALS (CR)				(Contract Size: 100 Securities, Physical Delivery)													
33.98	33.02	33.8	4.97%	September 2024	32.90	34.00	32.90	33.85	33.85	---	---	---	38.35	---	118	369	4,100
				December 2024	---	---	---	---	32.84	---	---	---	36.20	---	---	---	65
				March 2025	---	---	---	---	32.61	---	---	---	---	---	---	---	---
				June 2025	---	---	---	---	32.77	---	---	---	---	---	---	---	---

Derivatives notes

Fixing prices and final open positions can be retrieved from the following path <http://www.helex.gr/el/web/guest/statistics-end-of-day-derivatives>

Underlying Asset				Derivatives Market													
Price max	Price min	Closing price	change	Delivery Month	Open price	Price max	Price min	Last price	Closing price	Last Bid	Last Ask	Fixing price*	Life high	Life low	Trades	Volume	Open Interest
MIG (CR)				(Contract Size: 100 Securities, Physical Delivery)													
3.41	3.31	3.405	2.71%	September 2024	3.31	3.43	3.30	3.41	3.41	---	---	---	3.94	---	7	35	104
				December 2024	---	---	---	---	3.34	---	---	---	---	---	---	---	---
				March 2025	---	---	---	---	3.36	---	---	---	---	---	---	---	---
				June 2025	---	---	---	---	3.37	---	---	---	---	---	---	---	---
MOTOR OIL (CR)				(Contract Size: 100 Securities, Physical Delivery)													
21.84	20.9	21.8	4.31%	September 2024	21.64	21.84	21.60	21.82	21.82	---	---	---	26.50	---	49	116	2,849
				December 2024	---	---	---	---	21.06	---	---	---	---	---	---	---	---
				March 2025	---	---	---	---	21.16	---	---	---	---	---	---	---	---
				June 2025	---	---	---	---	21.27	---	---	---	---	---	---	---	---
NATIONAL BANK (CR)				(Contract Size: 100 Securities, Physical Delivery)													
7.52	7.21	7.212	0.53%	September 2024	7.38	7.49	7.22	7.26	7.26	---	---	---	8.36	---	235	2,363	14,537
				December 2024	---	---	---	---	7.23	---	---	---	7.30	---	---	---	50
				March 2025	---	---	---	---	7.26	---	---	---	---	---	---	---	---
				June 2025	---	---	---	---	7.30	---	---	---	---	---	---	---	---
OPAP (CR)				(Contract Size: 102 Securities, Physical Delivery)													
15.48	14.9	15.06	1.62%	September 2024	15.24	15.40	15.07	15.16	15.16	---	---	---	16.10	14.60	25	123	1,541
				December 2024	---	---	---	---	15.16	---	---	---	15.30	---	---	---	20
				March 2025	---	---	---	---	15.01	---	---	---	---	---	---	---	---
				June 2025	---	---	---	---	15.08	---	---	---	---	---	---	---	---
OPTIMA BANK (CR)				(Contract Size: 100 Securities, Physical Delivery)													
11.48	10.6	11.08	2.21%	September 2024	---	---	---	---	10.91	---	---	---	13.13	---	---	---	52
				December 2024	---	---	---	---	10.92	---	---	---	---	---	---	---	---
				March 2025	---	---	---	---	10.98	---	---	---	---	---	---	---	---
				June 2025	---	---	---	---	11.03	---	---	---	---	---	---	---	---
OTE (CR)				(Contract Size: 100 Securities, Physical Delivery)													
14.8	14.3	14.8	5.49%	September 2024	14.22	14.80	14.22	14.79	14.79	---	---	---	15.32	---	155	538	3,781
				December 2024	---	---	---	---	14.14	---	---	---	---	---	---	---	---
				March 2025	---	---	---	---	14.21	---	---	---	---	---	---	---	---
				June 2025	---	---	---	---	14.28	---	---	---	---	---	---	---	---
P.P.A. S.A. (CR)				(Contract Size: 100 Securities, Physical Delivery)													
25.8	24.6	25.3	1.61%	September 2024	25.18	25.18	25.18	25.18	25.18	---	---	---	26.47	---	1	5	80
				December 2024	---	---	---	---	25.09	---	---	---	---	---	---	---	---
				March 2025	---	---	---	---	25.22	---	---	---	---	---	---	---	---
				June 2025	---	---	---	---	25.34	---	---	---	---	---	---	---	---

Derivatives notes

Fixing prices and final open positions can be retrieved from the following path <http://www.helex.gr/el/web/guest/statistics-end-of-day-derivatives>

Underlying Asset				Derivatives Market													
Price max	Price min	Closing price	change	Delivery Month	Open price	Price max	Price min	Last price	Closing price	Last Bid	Last Ask	Fixing price*	Life high	Life low	Trades	Volume	Open Interest
PIRAEUS FINANCIAL HOLD (CR)				(Contract Size: 100 Securities, Physical Delivery)													
3.659	3.495	3.6	3.51%	September 2024	3.55	3.66	3.51	3.62	3.62	---	---	---	4.05	---	541	8,815	74,930
				December 2024	---	---	---	---	3.53	---	---	---	4.04	---	---	---	1
				March 2025	---	---	---	---	3.52	---	---	---	---	---	---	---	---
				June 2025	---	---	---	---	3.54	---	---	---	---	---	---	---	---
PPC (CR)				(Contract Size: 100 Securities, Physical Delivery)													
11.06	10.55	11.02	5.35%	September 2024	10.58	11.10	10.57	11.03	11.03	---	---	---	11.90	---	231	1,338	27,079
				December 2024	---	---	---	---	10.58	---	---	---	10.68	---	---	---	200
				March 2025	---	---	---	---	10.59	---	---	---	---	---	---	---	---
				June 2025	---	---	---	---	10.65	---	---	---	---	---	---	---	---
QUEST HOLDINGS (CR)				(Contract Size: 100 Securities, Physical Delivery)													
5.02	4.9	4.99	2.57%	September 2024	5.00	5.00	4.94	4.95	4.95	---	---	---	5.38	---	4	7	192
				December 2024	---	---	---	---	4.90	---	---	---	---	---	---	---	---
				March 2025	---	---	---	---	4.93	---	---	---	---	---	---	---	---
				June 2025	---	---	---	---	4.95	---	---	---	---	---	---	---	---
TERNA ENERGY (CR)				(Contract Size: 100 Securities, Physical Delivery)													
19.06	18.91	19.02	0.90%	September 2024	19.10	19.10	18.97	19.05	19.05	---	---	---	19.55	---	14	118	20,999
				December 2024	---	---	---	---	18.99	---	---	---	---	---	---	---	---
				March 2025	---	---	---	---	19.09	---	---	---	---	---	---	---	---
				June 2025	---	---	---	---	19.18	---	---	---	---	---	---	---	---
TITAN CEMENT (CB)				(Contract Size: 100 Securities, Physical Delivery)													
30.8	29.9	30	0.17%	September 2024	30.49	30.49	30.00	30.00	30.00	---	---	---	33.00	---	21	43	434
				December 2024	---	---	---	---	30.18	---	---	---	---	---	---	---	---
				March 2025	---	---	---	---	30.33	---	---	---	---	---	---	---	---
				June 2025	---	---	---	---	30.48	---	---	---	---	---	---	---	---
VIOHALCO SA/NV (CB)				(Contract Size: 100 Securities, Physical Delivery)													
5.43	5.24	5.3	1.15%	September 2024	5.36	5.40	5.27	5.35	5.35	---	---	---	6.50	---	46	142	4,293
				December 2024	---	---	---	---	5.25	---	---	---	6.10	---	---	---	125
				March 2025	---	---	---	---	5.31	---	---	---	---	---	---	---	---
				June 2025	---	---	---	---	5.33	---	---	---	---	---	---	---	---

Derivatives notes

Fixing prices and final open positions can be retrieved from the following path <http://www.helex.gr/el/web/guest/statistics-end-of-day-derivatives>

FTSE/Athex Large Cap

(Trade Unit: 1 Index Point x 2€ - Exercise Style: European, Cash Settlement)

Call Options														Put Options																						
August 2024								September 2024						Other Months		August 2024								September 2024						Other Months		Exercise Price				
Exercise Price	Open price	Price max	Price min	Last price	Closing price	Volume	Open Interest	Open price	Price max	Price min	Last price	Closing price	Volume	Open Interest	Volume	Open Interest	Open price	Price max	Price min	Last price	Closing price	Volume	Open Interest	Open price	Price max	Price min	Last price	Closing price	Volume	Open Interest	Volume	Open Interest	Exercise Price			
2,450	-	-	-	-	-	-	-	0.00	0.00	0.00	-	814.00	-	-	-	-	-	-	-	-	-	-	-	0.00	0.00	0.00	-	0.01	-	-	-	-	2,450			
2,500	-	-	-	-	-	-	-	0.00	0.00	0.00	-	765.00	-	-	-	-	-	-	-	-	-	-	-	0.00	0.00	0.00	-	0.01	-	-	-	-	2,500			
2,550	-	-	-	-	-	-	-	0.00	0.00	0.00	-	715.00	-	-	-	-	-	-	-	-	-	-	-	0.00	0.00	0.00	-	0.01	-	-	-	-	2,550			
2,600	-	-	-	-	-	-	-	0.00	0.00	0.00	-	665.00	-	-	-	-	-	-	-	-	-	-	-	0.00	0.00	0.00	-	0.02	-	-	-	-	2,600			
2,650	-	-	-	-	-	-	-	0.00	0.00	0.00	-	615.00	-	-	-	-	-	-	-	-	-	-	-	0.00	0.00	0.00	-	0.06	-	-	-	-	2,650			
2,700	-	-	-	-	-	-	-	0.00	0.00	0.00	-	565.00	-	-	-	-	-	-	-	-	-	-	-	0.00	0.00	0.00	-	0.17	-	-	-	-	2,700			
2,750	-	-	-	-	-	-	-	0.00	0.00	0.00	-	516.00	-	-	-	-	-	-	-	-	-	-	-	0.00	0.00	0.00	-	0.40	-	-	-	-	2,750			
2,800	-	-	-	-	-	-	-	0.00	0.00	0.00	-	466.00	-	-	-	-	-	-	-	-	-	-	-	0.00	0.00	0.00	-	0.88	-	-	-	-	2,800			
2,850	-	-	-	-	-	-	-	0.00	0.00	0.00	-	417.00	-	-	-	-	-	-	-	-	-	-	-	0.00	0.00	0.00	-	1.80	-	-	-	-	2,850			
2,900	-	-	-	-	-	-	-	0.00	0.00	0.00	-	369.00	-	-	-	-	-	-	-	-	-	-	-	0.00	0.00	0.00	-	3.50	-	-	-	-	2,900			
2,950	-	-	-	-	-	-	-	0.00	0.00	0.00	-	322.00	-	-	-	-	-	-	-	-	-	-	-	0.00	0.00	0.00	-	6.40	-	-	-	-	2,950			
3,000	0.00	0.00	0.00	-	261.00	-	-	0.00	0.00	0.00	-	277.00	-	-	-	-	0.00	0.00	0.00	-	0.17	-	-	0.00	0.00	0.00	-	11.00	-	-	-	-	3,000			
3,050	0.00	0.00	0.00	-	212.00	-	-	0.00	0.00	0.00	-	234.00	-	-	-	-	0.00	0.00	0.00	-	0.77	-	-	0.00	0.00	0.00	-	18.00	-	-	-	-	3,050			
3,100	0.00	0.00	0.00	-	164.00	-	-	0.00	0.00	0.00	-	194.00	-	-	-	-	0.00	0.00	0.00	-	2.70	-	-	0.00	0.00	0.00	-	28.00	-	-	-	-	3,100			
3,150	0.00	0.00	0.00	-	119.00	-	-	0.00	0.00	0.00	-	158.00	-	-	-	-	0.00	0.00	0.00	-	7.70	-	-	0.00	0.00	0.00	-	41.50	-	-	-	-	3,150			
3,200	0.00	0.00	0.00	-	79.50	-	-	0.00	0.00	0.00	-	125.00	-	-	-	-	0.00	0.00	0.00	-	18.50	-	10	0.00	0.00	0.00	-	59.00	-	-	-	-	3,200			
3,250	0.00	0.00	0.00	-	48.25	-	2	0.00	0.00	0.00	-	97.50	-	-	-	-	31.50	0.00	31.50	31.50	31.50	2	-	0.00	0.00	0.00	-	81.00	-	-	-	-	3,250			
3,300	75.00	78.00	60.00	78.00	78.00	4	3	122.00	122.00	122.00	122.00	122.00	20	-	-	-	37.00	78.00	37.00	37.00	37.00	2	40	0.00	0.00	0.00	-	107.00	-	15	-	-	3,300			
3,350	40.00	40.00	39.00	39.00	39.00	21	-	0.00	0.00	0.00	-	54.50	-	-	-	-	82.50	40.00	82.50	82.50	82.50	1	8	0.00	0.00	0.00	-	138.00	-	-	-	-	3,350			
3,400	20.50	20.50	19.00	19.00	19.00	25	10	0.00	0.00	0.00	-	39.50	-	-	-	-	0.00	20.50	0.00	-	144.00	-	20	0.00	0.00	0.00	-	173.00	-	-	-	-	3,400			
3,450	0.00	0.00	0.00	-	1.90	-	30	0.00	0.00	0.00	-	27.75	-	20	-	-	141.00	0.00	141.00	151.00	151.00	5	70	203.00	203.00	203.00	203.00	203.00	20	-	-	-	3,450			
3,500	0.00	0.00	0.00	-	0.60	-	23	0.00	0.00	0.00	-	19.00	-	40	-	-	0.00	0.00	0.00	-	239.00	-	81	0.00	0.00	0.00	-	252.00	-	60	-	-	3,500			
3,550	0.00	0.00	0.00	-	0.17	-	2	0.00	0.00	0.00	-	12.75	-	40	-	-	0.00	0.00	0.00	-	289.00	-	-	0.00	0.00	0.00	-	295.00	-	20	-	-	3,550			
3,600	4.00	4.00	4.00	4.00	4.00	15	85	0.00	0.00	0.00	-	8.30	-	20	-	-	0.00	4.00	0.00	-	339.00	-	-	0.00	0.00	0.00	-	341.00	-	-	-	-	3,600			
3,650	0.00	0.00	0.00	-	0.01	-	151	0.00	0.00	0.00	-	5.30	-	20	-	-	0.00	0.00	0.00	-	389.00	-	-	0.00	0.00	0.00	-	388.00	-	-	-	-	3,650			
3,700	0.00	0.00	0.00	-	0.01	-	10	0.00	0.00	0.00	-	3.30	-	-	-	-	0.00	0.00	0.00	-	438.00	-	-	0.00	0.00	0.00	-	436.00	-	-	-	-	3,700			
3,750	0.00	0.00	0.00	-	1.30	-	-	0.00	0.00	0.00	-	2.00	-	-	-	-	0.00	0.00	0.00	-	488.00	-	-	0.00	0.00	0.00	-	484.00	-	-	-	-	3,750			
3,800	0.00	0.00	0.00	-	0.50	-	-	0.00	0.00	0.00	-	1.20	-	-	-	-	0.00	0.00	0.00	-	538.00	-	-	0.00	0.00	0.00	-	533.00	-	-	-	-	3,800			
3,850	0.00	0.00	0.00	-	0.17	-	-	0.00	0.00	0.00	-	0.67	-	-	-	-	0.00	0.00	0.00	-	588.00	-	-	0.00	0.00	0.00	-	583.00	-	-	-	-	3,850			
3,900	0.00	0.00	0.00	-	0.05	-	-	0.00	0.00	0.00	-	0.38	-	-	-	-	0.00	0.00	0.00	-	638.00	-	-	0.00	0.00	0.00	-	632.00	-	-	-	-	3,900			
Totals:						65	316						20	140	0	0							10	229							20	95	0	0		
Number of Trades:						11							1		0								7								1		0			

ALPHA SERVICES HOLD (CR)

(Contract Size: 100 Securities, Exercise Style: American, Physical Delivery)

Call Options														Put Options																					
August 2024							September 2024							Other Months		August 2024							September 2024							Other Months		Exercise Price			
Open price	Price max	Price min	Last price	Closing price	Volume	Open Interest	Open price	Price max	Price min	Last price	Closing price	Volume	Open Interest	Volume	Open Interest	Open price	Price max	Price min	Last price	Closing price	Volume	Open Interest	Open price	Price max	Price min	Last price	Closing price	Volume	Open Interest	Volume	Open Interest				
0.850					-	-	0.000	0.000	0.000		0.662	-	-			-	-	0.000	0.000	0.000		0.001	-	-			0.000	0.000	0.000		0.001	-	-	0.009	
0.900					-	-	0.000	0.000	0.000		0.612	-	-			-	-	0.000	0.000	0.000		0.002	-	-			0.000	0.000	0.000		0.002	-	-	0.009	
0.950					-	-	0.000	0.000	0.000		0.562	-	-			-	-	0.000	0.000	0.000		0.001	-	-			0.000	0.000	0.000		0.001	-	-	0.010	
1.000	0.000	0.000	0.000		0.511	-	-	0.000	0.000	0.000		0.513	-	-		0.000	0.000	0.000		0.001	-	-		0.000	0.000	0.000		0.001	-	-		0.001	-	-	0.010
1.100	0.000	0.000	0.000		0.411	-	-	0.000	0.000	0.000		0.413	-	-		0.000	0.000	0.000		0.001	-	-		0.000	0.000	0.000		0.001	-	-		0.001	-	-	0.011
1.200	0.000	0.000	0.000		0.311	-	-	0.000	0.000	0.000		0.314	-	-		0.000	0.000	0.000		0.001	-	-		0.000	0.000	0.000		0.001	-	-		0.001	-	-	0.012
1.300	0.000	0.000	0.000		0.212	-	-	0.000	0.000	0.000		0.220	-	-		0.000	0.000	0.000		0.001	-	-		0.000	0.000	0.000		0.006	-	-		0.006	-	-	0.013
1.400	0.000	0.000	0.000		0.121	-	-	0.000	0.000	0.000		0.137	-	-		0.000	0.000	0.000		0.010	-	-		0.000	0.000	0.000		0.024	-	-		0.024	-	-	0.014
1.500	0.000	0.000	0.000		0.053	-	-	0.000	0.000	0.000		0.074	-	-		0.000	0.000	0.000		0.042	-	-		0.000	0.000	0.000		0.061	-	-		0.061	-	-	0.015
1.600	0.000	0.000	0.000		0.017	-	-	0.000	0.000	0.000		0.035	-	-		0.000	0.000	0.000		0.106	-	-		0.000	0.000	0.000		0.121	-	-		0.121	-	-	0.016
1.700	0.000	0.000	0.000		0.004	-	-	0.000	0.000	0.000		0.014	-	-		0.000	0.000	0.000		0.193	-	-		0.000	0.000	0.000		0.201	-	-		0.201	-	-	0.017
1.800	0.000	0.000	0.000		0.001	-	-	0.000	0.000	0.000		0.005	-	-		0.000	0.000	0.000		0.290	-	-		0.000	0.000	0.000		0.292	-	-		0.292	-	-	0.018
1.900	0.000	0.000	0.000		0.003	-	-	0.000	0.000	0.000		0.001	-	-		0.000	0.000	0.000		0.390	-	-		0.000	0.000	0.000		0.390	-	-		0.390	-	-	0.019
2.000	0.000	0.000	0.000		0.001	-	-	0.000	0.000	0.000		0.003	-	-		0.000	0.000	0.000		0.490	-	-		0.000	0.000	0.000		0.490	-	-		0.490	-	-	0.020
2.200	0.000	0.000	0.000		0.001	-	-	0.000	0.000	0.000		0.001	-	-		0.000	0.000	0.000		0.690	-	-		0.000	0.000	0.000		0.690	-	-		0.690	-	-	0.022
2.400	0.000	0.000	0.000		0.001	-	-	0.000	0.000	0.000		0.001	-	-		0.000	0.000	0.000		0.890	-	-		0.000	0.000	0.000		0.890	-	-		0.890	-	-	0.024
2.600	0.000	0.000	0.000		0.001	-	-	0.000	0.000	0.000		0.001	-	-		0.000	0.000	0.000		1.09	-	-		0.000	0.000	0.000		1.09	-	-		1.09	-	-	0.026
Totals:					0	0						0	0	0									0	0										0	0
Number of Trades:					0							0	0	0									0.00										0	0	

NATIONAL BANK (CR)

(Contract Size: 100 Securities, Exercise Style: American, Physical Delivery)

Call Options														Put Options																					
August 2024							September 2024							Other Months		August 2024							September 2024							Other Months		Exercise Price			
Open price	Price max	Price min	Last price	Closing price	Volume	Open Interest	Open price	Price max	Price min	Last price	Closing price	Volume	Open Interest	Volume	Open Interest	Open price	Price max	Price min	Last price	Closing price	Volume	Open Interest	Open price	Price max	Price min	Last price	Closing price	Volume	Open Interest	Volume	Open Interest				
3.400					-	-	0.000	0.000	0.000		3.78	-	-			-	-	0.000	0.000	0.000		0.001	-	-								0.034			
3.600					-	-	0.000	0.000	0.000		3.58	-	-			-	-	0.000	0.000	0.000		0.001	-	-								0.036			
3.800					-	-	0.000	0.000	0.000		3.38	-	-			-	-	0.000	0.000	0.000		0.001	-	-								0.038			
4.000					-	-	0.000	0.000	0.000		3.18	-	-			-	-	0.000	0.000	0.000		0.001	-	-								0.040			
4.400					-	-	0.000	0.000	0.000		2.78	-	-			-	-	0.000	0.000	0.000		0.001	-	-								0.044			
4.800					-	-	0.000	0.000	0.000		2.38	-	-			-	-	0.000	0.000	0.000		0.001	-	-								0.048			
5.200	0.000	0.000	0.000		1.97	-	-	0.000	0.000	0.000		1.98	-	-		0.000	0.000	0.000		0.001	-	-		0.000	0.000	0.000		0.001	-	-		0.052			
5.600	0.000	0.000	0.000		1.57	-	-	0.000	0.000	0.000		1.59	-	-		0.000	0.000	0.000		0.001	-	-		0.000	0.000	0.000		0.004	-	-		0.056			
6.000	0.000	0.000	0.000		1.17	-	-	0.000	0.000	0.000		1.20	-	-		0.000	0.000	0.000		0.001	-	-		0.000	0.000	0.000		0.019	-	-		0.060			
6.400	0.000	0.000	0.000		0.776	-	-	0.000	0.000	0.000		0.850	-	-		0.000	0.000	0.000		0.002	-	-		0.000	0.000	0.000		0.064	-	-		0.064			
6.800	0.000	0.000	0.000		0.405	-	-	0.000	0.000	0.000		0.550	-	-		0.000	0.000	0.000		0.031	-	-		0.165	0.165	0.165	0.165	0.165	6	0		0.068			
7.200	0.000	0.000	0.000		0.141	-	-	0.000	0.000	0.000		0.322	-	-		0.000	0.000	0.000		0.166	-	-		0.000	0.000	0.000		0.335	-	-		0.072			
7.600	0.000	0.000	0.000		0.028	-	-	0.000	0.000	0.000		0.171	-	-		0.000	0.000	0.000		0.454	-	-		0.000	0.000	0.000		0.584	-	-		0.076			
8.000	0.000	0.000	0.000		0.003	-	-	0.000	0.000	0.000		0.082	-	-		0.000	0.000	0.000		0.831	-	-		0.000	0.000	0.000		0.897	-	-		0.080			
8.400	0.000	0.000	0.000		0.015	-	-	0.000	0.000	0.000		0.035	-	-		0.000	0.000	0.000		1.23	-	-		0.000	0.000	0.000		1.25	-	-		0.084			
8.800	0.000	0.000	0.000		0.002	-	-	0.000	0.000	0.000		0.014	-	-		0.000	0.000	0.000		1.63	-	-		0.000	0.000	0.000		1.63	-	-		0.088			
9.200	0.000	0.000	0.000		0.001	-	-	0.000	0.000	0.000		0.005	-	-		0.000	0.000	0.000		2.03	-	-		0.000	0.000	0.000		2.03	-	-		0.092			
9.600	0.000	0.000	0.000		0.001	-	-	0.000	0.000	0.000		0.002	-	-		0.000	0.000	0.000		2.43	-	-		0.000	0.000	0.000		2.43	-	-		0.096			
10.000	0.000	0.000	0.000		0.006	-	-	0.000	0.000	0.000		0.005	-	-		0.000	0.000	0.000		2.83	-	-		0.000	0.000	0.000		2.83	-	-		0.100			
11.000	0.000	0.000	0.000		0.001	-	-	0.000	0.000	0.000		0.001	-	-		0.000	0.000	0.000		3.83	-	-		0.000	0.000	0.000		3.83	-	-		0.110			
Totals:					0	0						0	0	0								0	0									6	0	0	304
Number of Trades:					0							0	0									0.00									1		0		

OPAP (CR)

(Contract Size: 100 Securities, Exercise Style: American, Physical Delivery)

Exercise Price	Call Options													Put Options																					
	August 2024						September 2024						Other Months		August 2024						September 2024						Other Months		Exercise Price						
	Open price	Price max	Price min	Last price	Closing price	Volume	Open Interest	Open price	Price max	Price min	Last price	Closing price	Volume	Open Interest	Volume	Open Interest	Open price	Price max	Price min	Last price	Closing price	Volume	Open Interest	Open price	Price max	Price min	Last price	Closing price		Volume	Open Interest	Volume	Open Interest		
9.600	0.000	0.000	0.000	5.23	-	-	0.000	0.000	0.000	5.24	-	-				0.000	0.000	0.000	0.001	-	-				0.000	0.000	0.000	0.001		-	-				0.096
10.000	0.000	0.000	0.000	4.83	-	-	0.000	0.000	0.000	4.85	-	-				0.000	0.000	0.000	0.001	-	-				0.000	0.000	0.000	0.001	-	-				0.100	
11.000	0.000	0.000	0.000	3.83	-	-	0.000	0.000	0.000	3.85	-	-				0.000	0.000	0.000	0.001	-	-				0.000	0.000	0.000	0.001	-	-				0.110	
12.000	0.000	0.000	0.000	2.83	-	-	0.000	0.000	0.000	2.85	-	-				0.000	0.000	0.000	0.001	-	-				0.000	0.000	0.000	0.001	-	-				0.120	
13.000	0.000	0.000	0.000	1.83	-	-	0.000	0.000	0.000	1.87	-	-				0.000	0.000	0.000	0.001	-	-				0.000	0.000	0.000	0.021	-	-				0.130	
14.000	0.000	0.000	0.000	0.843	-	5	0.000	0.000	0.000	1.01	-	-				0.000	0.000	0.000	0.015	-	20				0.000	0.000	0.000	0.153	-	-				0.140	
15.000	0.000	0.000	0.000	0.147	-	-	0.000	0.000	0.000	0.408	-	-				0.000	0.000	0.000	0.319	-	15				0.000	0.000	0.000	0.553	-	-				0.150	
16.000	0.000	0.000	0.000	0.004	-	50	0.000	0.000	0.000	0.118	-	6				0.000	0.000	0.000	1.18	-	-				0.000	0.000	0.000	1.27	-	-				0.160	
17.000	0.000	0.000	0.000	0.008	-	-	0.000	0.000	0.000	0.023	-	-				0.000	0.000	0.000	2.18	-	-				0.000	0.000	0.000	2.18	-	-				0.170	
18.000	0.000	0.000	0.000	0.001	-	-	0.000	0.000	0.000	0.003	-	-				0.000	0.000	0.000	3.18	-	-				0.000	0.000	0.000	3.18	-	-				0.180	
19.000	0.000	0.000	0.000	0.001	-	-	0.000	0.000	0.000	0.005	-	-				0.000	0.000	0.000	4.18	-	-				0.000	0.000	0.000	4.18	-	-				0.190	
20.000	0.000	0.000	0.000	0.001	-	-	0.000	0.000	0.000	0.001	-	-				0.000	0.000	0.000	5.18	-	-				0.000	0.000	0.000	5.18	-	-				0.200	
22.000	0.000	0.000	0.000	0.001	-	-	0.000	0.000	0.000	0.001	-	-				0.000	0.000	0.000	7.18	-	-				0.000	0.000	0.000	7.18	-	-				0.220	
24.000					-	-	0.000	0.000	0.000	0.001	-	-									-	-				0.000	0.000	0.000	9.18	-	-				0.240
Totals:					0	55					0	6	0	0						0	35							0	3	0	0				
Number of Trades:					0						0		0							0.00								0		0					

OTE (CR)

(Contract Size: 100 Securities, Exercise Style: American, Physical Delivery)

Call Options														Put Options																		
August 2024							September 2024							Other Months		August 2024							September 2024							Other Months		Exercise Price
Open price	Price max	Price min	Last price	Closing price	Volume	Open Interest	Open price	Price max	Price min	Last price	Closing price	Volume	Open Interest	Volume	Open Interest	Open price	Price max	Price min	Last price	Closing price	Volume	Open Interest	Open price	Price max	Price min	Last price	Closing price	Volume	Open Interest	Volume	Open Interest	
9.200	0.000	0.000	0.000	4.84	-	-	0.000	0.000	0.000	0.000	4.85	-	-			0.000	0.000	0.000	0.001	-	-	0.000	0.000	0.000	0.001	-	-			0.092		
9.600	0.000	0.000	0.000	4.44	-	-	0.000	0.000	0.000	0.000	4.45	-	-			0.000	0.000	0.000	0.001	-	-	0.000	0.000	0.000	0.001	-	-			0.096		
10.000	0.000	0.000	0.000	4.04	-	-	0.000	0.000	0.000	0.000	4.06	-	-			0.000	0.000	0.000	0.001	-	-	0.000	0.000	0.000	0.001	-	-			0.100		
11.000	0.000	0.000	0.000	3.04	-	-	0.000	0.000	0.000	0.000	3.06	-	-			0.000	0.000	0.000	0.001	-	-	0.000	0.000	0.000	0.009	-	-			0.110		
12.000	0.000	0.000	0.000	2.04	-	-	0.000	0.000	0.000	0.000	2.07	-	-			0.000	0.000	0.000	0.001	-	-	0.000	0.000	0.000	0.011	-	-			0.120		
13.000	0.000	0.000	0.000	1.04	-	40	0.000	0.000	0.000	0.000	1.17	-	-			0.000	0.000	0.000	0.004	-	5	0.000	0.000	0.000	0.103	-	-			0.130		
14.000	0.000	0.000	0.000	0.234	-	-	0.000	0.000	0.000	0.000	0.496	-	25			0.000	0.000	0.000	0.196	-	10	0.295	0.295	0.295	0.295	0.295	10	35			0.140	
15.000	0.000	0.000	0.000	0.009	-	6	0.000	0.000	0.000	0.000	0.151	-	-			0.000	0.000	0.000	0.975	-	5	0.000	0.000	0.000	1.09	-	-			0.150		
16.000	0.000	0.000	0.000	0.009	-	-	0.000	0.000	0.000	0.000	0.032	-	5			0.000	0.000	0.000	1.97	-	-	0.000	0.000	0.000	1.98	-	-			0.160		
17.000	0.000	0.000	0.000	0.002	-	-	0.000	0.000	0.000	0.000	0.005	-	-			0.000	0.000	0.000	2.97	-	-	0.000	0.000	0.000	2.97	-	-			0.170		
18.000	0.000	0.000	0.000	0.001	-	-	0.000	0.000	0.000	0.000	0.005	-	-			0.000	0.000	0.000	3.97	-	-	0.000	0.000	0.000	3.97	-	-			0.180		
19.000	0.000	0.000	0.000	0.001	-	-	0.000	0.000	0.000	0.000	0.001	-	-			0.000	0.000	0.000	4.97	-	-	0.000	0.000	0.000	4.97	-	-			0.190		
20.000	0.000	0.000	0.000	0.001	-	-	0.000	0.000	0.000	0.000	0.001	-	-			0.000	0.000	0.000	5.97	-	-	0.000	0.000	0.000	5.97	-	-			0.200		
Totals:					0	46						0	30	0	0						0	20						10	35	0	0	
Number of Trades:					0						0	0						0.00						2	0							

PIRAEUS FINANCIAL HOLD (CR)

(Contract Size: 100 Securities, Exercise Style: American, Physical Delivery)

Call Options														Put Options																				
August 2024							September 2024							Other Months		August 2024							September 2024							Other Months		Exercise Price		
Open price	Price max	Price min	Last price	Closing price	Volume	Open Interest	Open price	Price max	Price min	Last price	Closing price	Volume	Open Interest	Volume	Open Interest	Open price	Price max	Price min	Last price	Closing price	Volume	Open Interest	Open price	Price max	Price min	Last price	Closing price	Volume	Open Interest	Volume	Open Interest			
1.800					-	-	0.000	0.000	0.000		1.68	-	-			-	-	0.000	0.000	0.000		0.001	-	-								0.018		
1.900					-	-	0.000	0.000	0.000		1.58	-	-			-	-	0.000	0.000	0.000		0.001	-	-								0.019		
2.000					-	-	0.000	0.000	0.000		1.49	-	-			-	-	0.000	0.000	0.000		0.001	-	-								0.020		
2.200					-	-	0.000	0.000	0.000		1.29	-	-			-	-	0.000	0.000	0.000		0.001	-	-								0.022		
2.400	0.000	0.000	0.000		1.08	-	-	0.000	0.000	0.000		1.09	-	-			0.000	0.000	0.000		0.001	-	-			0.000	0.000	0.000		0.001	-	-	0.024	
2.600	0.000	0.000	0.000		0.882	-	-	0.000	0.000	0.000		0.887	-	-			0.000	0.000	0.000		0.001	-	-			0.000	0.000	0.000		0.001	-	-	0.026	
2.800	0.000	0.000	0.000		0.682	-	-	0.000	0.000	0.000		0.691	-	-			0.000	0.000	0.000		0.001	-	-			0.000	0.000	0.000		0.004	-	-	0.028	
3.000	0.000	0.000	0.000		0.482	-	-	0.000	0.000	0.000		0.505	-	-			0.000	0.000	0.000		0.001	-	-			0.000	0.000	0.000		0.017	-	-	0.030	
3.200	0.000	0.000	0.000		0.287	-	-	0.000	0.000	0.000		0.340	-	-			0.000	0.000	0.000		0.005	-	-			0.000	0.000	0.000		0.052	-	-	0.032	
3.400	0.000	0.000	0.000		0.125	-	20	0.000	0.000	0.000		0.208	-	-			0.000	0.000	0.000		0.043	-	-			0.000	0.000	0.000		0.120	-	-	0.034	
3.600	0.000	0.000	0.000		0.034	-	-	0.000	0.000	0.000		0.114	-	-			0.000	0.000	0.000		0.152	-	-			0.000	0.000	0.000		0.226	-	-	0.036	
3.800	0.000	0.000	0.000		0.005	-	-	0.000	0.000	0.000		0.057	-	-			0.000	0.000	0.000		0.324	-	-			0.000	0.000	0.000		0.370	-	-	0.038	
4.000	0.000	0.000	0.000		0.037	-	-	0.000	0.000	0.000		0.026	-	-			0.000	0.000	0.000		0.520	-	-			0.000	0.000	0.000		0.539	-	-	0.040	
4.400	0.000	0.000	0.000		0.001	-	-	0.000	0.000	0.000		0.004	-	-			0.000	0.000	0.000		0.920	-	-			0.000	0.000	0.000		0.920	-	-	0.044	
4.800	0.000	0.000	0.000		0.001	-	-	0.000	0.000	0.000		0.006	-	-			0.000	0.000	0.000		1.32	-	-			0.000	0.000	0.000		1.32	-	-	0.048	
5.200	0.000	0.000	0.000		0.001	-	-	0.000	0.000	0.000		0.001	-	-			0.000	0.000	0.000		1.72	-	-			0.000	0.000	0.000		1.72	-	-	0.052	
5.600	0.000	0.000	0.000		0.001	-	-	0.000	0.000	0.000		0.001	-	-			0.000	0.000	0.000		2.12	-	-			0.000	0.000	0.000		2.12	-	-	0.056	
6.000	0.000	0.000	0.000		0.001	-	-	0.000	0.000	0.000		0.001	-	-			0.000	0.000	0.000		2.52	-	-			0.000	0.000	0.000		2.52	-	-	0.060	
6.400					-	-	0.000	0.000	0.000		0.001	-	-			-	-	0.000	0.000	0.000		2.92	-	-			0.000	0.000	0.000		2.92	-	-	0.064
Totals:					0	20						0	0	0	0	0	0	0	0	0	0	0	0	0	0	0	0	0	0	0	0	0	0	
Number of Trades:					0							0	0	0	0	0	0	0	0	0	0	0	0	0	0	0	0	0	0	0	0	0	0	

PPC (CR)

(Contract Size: 100 Securities, Exercise Style: American, Physical Delivery)

Call Options														Put Options																		
August 2024							September 2024							Other Months		August 2024							September 2024							Other Months		Exercise Price
Open price	Price max	Price min	Last price	Closing price	Volume	Open Interest	Open price	Price max	Price min	Last price	Closing price	Volume	Open Interest	Volume	Open Interest	Open price	Price max	Price min	Last price	Closing price	Volume	Open Interest	Open price	Price max	Price min	Last price	Closing price	Volume	Open Interest	Volume	Open Interest	
6.800					-	-	0.000	0.000	0.000		3.68	-	-			-	-	0.000	0.000	0.000		0.001	-	-								0.068
7.200					-	-	0.000	0.000	0.000		3.28	-	-			-	-	0.000	0.000	0.000		0.001	-	-								0.072
7.600					-	-	0.000	0.000	0.000		2.88	-	-			-	-	0.000	0.000	0.000		0.001	-	-								0.076
8.000	0.000	0.000	0.000		2.46	-	-	0.000	0.000	0.000		2.48	-	-		0.000	0.000	0.000		0.001	-	-		0.000	0.000	0.000		0.001	-	-		0.080
8.400	0.000	0.000	0.000		2.07	-	-	0.000	0.000	0.000		2.09	-	-		0.000	0.000	0.000		0.001	-	-		0.000	0.000	0.000		0.005	-	-		0.084
8.800	0.000	0.000	0.000		1.67	-	-	0.000	0.000	0.000		1.70	-	-		0.000	0.000	0.000		0.001	-	-		0.000	0.000	0.000		0.017	-	-		0.088
9.200	0.000	0.000	0.000		1.27	-	-	0.000	0.000	0.000		1.33	-	-		0.000	0.000	0.000		0.001	-	-		0.000	0.000	0.000		0.049	-	-		0.092
9.600	0.000	0.000	0.000		0.874	-	-	0.000	0.000	0.000		0.995	-	-		0.000	0.000	0.000		0.008	-	-		0.000	0.000	0.000		0.111	-	-		0.096
10.000	0.000	0.000	0.000		0.516	-	-	0.000	0.000	0.000		0.708	-	-		0.000	0.000	0.000		0.050	-	-		0.000	0.000	0.000		0.224	-	-		0.100
11.000	0.000	0.000	0.000		0.045	-	55	0.381	0.381	0.381	0.381	0.381	5	65		0.000	0.000	0.000		0.580	-	5		0.000	0.000	0.000		0.748	-	-		0.110
12.000	0.000	0.000	0.000		0.001	-	4	0.000	0.000	0.000		0.052	-	-		0.000	0.000	0.000		1.54	-	2		0.000	0.000	0.000		1.57	-	-		0.120
13.000	0.000	0.000	0.000		0.001	-	-	0.000	0.000	0.000		0.008	-	-		0.000	0.000	0.000		2.54	-	-		0.000	0.000	0.000		2.54	-	-		0.130
14.000	0.000	0.000	0.000		0.001	-	-	0.000	0.000	0.000		0.001	-	-		0.000	0.000	0.000		3.54	-	-		0.000	0.000	0.000		3.54	-	-		0.140
15.000	0.000	0.000	0.000		0.001	-	-	0.000	0.000	0.000		0.001	-	-		0.000	0.000	0.000		4.54	-	-		0.000	0.000	0.000		4.54	-	-		0.150
16.000	0.000	0.000	0.000		0.001	-	-	0.000	0.000	0.000		0.001	-	-		0.000	0.000	0.000		5.54	-	-		0.000	0.000	0.000		5.54	-	-		0.160
17.000	0.000	0.000	0.000		0.001	-	-	0.000	0.000	0.000		0.001	-	-		0.000	0.000	0.000		6.54	-	-		0.000	0.000	0.000		6.54	-	-		0.170
18.000					-	-	0.000	0.000	0.000		0.001	-	-			-	-	0.000	0.000	0.000		7.54	-	-							0.180	
Totals:					0	59						5	65	0	0						0	7						0	5	0	0	
Number of Trades:					0							1		0							0.00							0		0		

Lending Products	Underlying Title	Open Interest[5]	Multilateral Transactions[1]				Bilateral Transactions[2]		Stock Borrowing through OTC (volume)[3]	
			Volume(Offered)	Average Weighted	Transactions volume	Average Weighted	Transactions Volume	Average Weighted	Transactions Volume	
ADMIEBOR	ADMIE (IPTO) HOLDING S.A. (CR)	---	---	---	---	---	---	---	249,440	
AEGNBOR	AEGEAN AIRLINES (CR)	---	---	---	---	---	---	---	360,137	
AETFBOR	ALPHA ETF FTSE Athex Large Cap	---	---	---	---	---	---	---	---	
ALPHABOR	ALPHA SERVICES HOLD (CR)	10,000	---	---	---	---	---	---	64,380,202	
AIABOR	ATHENS INTL AIRPORT (CR)	---	---	---	---	---	---	---	188,201	
ACAGBOR	AUSTRIACARD (CB)	---	---	---	---	---	---	---	---	
OTOELBOR	AUTOHELLAS SA (CR)	1,500	---	---	---	---	---	---	72,689	
AVAXBOR	AVAX S.A. (CR)	---	---	---	---	---	---	---	---	
EEEBOR	CC HBC AG (CR)	30,392	---	---	477	4.75%	---	---	84,221	
CENERBOR	CENERGY HOLDINGS (CB)	---	---	---	---	---	---	---	8,159	
DIMANDBOR	DIMAND (CR)	---	---	---	---	---	---	---	87,077	
ELLAKTORBOR	ELLAKTOR (CR)	2,681	---	---	---	---	---	---	141,498	
ELHABOR	ELVALHALCOR (CR)	788	---	---	---	---	---	---	213,173	
EPSILBOR	EPSILON NET (CR)	---	---	---	---	---	---	---	8,000	
EUROBBOR	EUROBANK HOLDINGS (CR)	154,361	---	---	15,272	4.83%	---	---	35,713,587	
EYDAPBOR	EYDAP S.A. (CR)	845	---	---	---	---	---	---	205,465	
FOYRKBOR	FOURLIS (CR)	230	---	---	---	---	---	---	43,970	
GEKTERNABOR	GEK TERNA (CR)	---	---	---	---	---	---	---	4,698	
SARBOR	GR. SARANTIS S.A. (CR)	5,922	---	---	82	4.91%	---	---	16,411	
EXAEBOR	HELLENIC EXCHANGES-A.S.E. (CR)	---	---	---	10,300	4.84%	---	---	152,047	
ELPEBOR	HELLENIQ ENERGY (CR)	---	---	---	---	---	---	---	988,589	
INTEKBOR	IDEAL HOLDINGS (CR)	---	---	---	---	---	---	---	14,800	
INTRKBOR	INTRACOM HOLDINGS (CR)	---	---	---	---	---	---	---	2,700	
INKATBOR	INTRAKAT (CR)	---	---	---	---	---	---	---	520,669	
INLOTBOR	INTRALOT (CR)	---	---	---	---	---	---	---	322,055	
BELABOR	JUMBO SA (CR)	5,643	---	---	386	4.75%	---	---	205,735	
KRIBOR	KRI-KRI S.A. (CR)	---	---	---	---	---	---	---	140	
LAMDABOR	LAMDA DEVELOPMENT SA (CR)	---	---	---	---	---	---	---	223,277	
LAVIBOR	LAVIPHARM SA (CR)	---	---	---	---	---	---	---	---	
MYTILBOR	METLEN ENERGY & METALS (CR)	1,000	---	---	---	---	---	---	161,599	
MIGBOR	MIG (CR)	541	---	---	---	---	---	---	40,179	

Stock Lending Notes

[1] - Multilateral contracts Lending or Borrowing as per Methods 8-1, 8-2 and 8-3-3 (According to ATHEX BoD Resolution No.17)

[2] - Bilateral Contracts Lending or Borrowing as per Methods 8-3-1 and 8-3-2 & Contracts as per Method 4 (According to ATHEX BoD Resolution No.20)

[3] - The information concerning OTC Stock Borrowing Transactions is based on the statements of the Dematerialised Securities System (DSS) operators involved and refers to volumes that have been registered up until the previous working day.

[4] - Average Price (Volume weighted)

[5] - The Data concerning Open Interest before the start of trading session

Lending Products	Underlying Title	Open Interest[5]	Multilateral Transactions[1]				Bilateral Transactions[2]		Stock Borrowing through OTC (volume)[3]	
			Volume(Offered)	Average Weighted	Transactions volume	Average Weighted	Transactions Volume	Average Weighted	Transactions Volume	
MOHBOR	MOTOR OIL (CR)	1,000	---	---	---	---	---	---	1,193,451	
ETEBOR	NATIONAL BANK (CR)	58,735	---	---	---	---	---	---	11,642,992	
OPAPBOR	OPAP (CR)	6,810	---	---	1,309	4.75%	---	---	1,711,685	
OPTIMABOR	OPTIMA BANK (CR)	6,000	---	---	---	---	---	---	1,242,339	
HTOBOR	OTE (CR)	---	---	---	---	---	---	---	1,552,310	
PPABOR	P.P.A. S.A. (CR)	1,000	---	---	---	---	---	---	70,722	
TPEIRBOR	PIRAEUS FINANCIAL HOLD (CR)	5,000	---	---	---	---	---	---	13,065,945	
PPCBOR	PPC (CR)	2,000	---	---	---	---	---	---	1,468,344	
PROFBOR	PROFILE SA (CR)	---	---	---	---	---	---	---	10,000	
QUESTBOR	QUEST HOLDINGS (CR)	391	---	---	---	---	---	---	16,331	
OLYMPBOR	TECHNICAL OLYMPIC SA (CR)	---	---	---	---	---	---	---	---	
TENERGYBOR	TERNA ENERGY (CR)	---	---	---	---	---	---	---	545,008	
EYAPSBOR	THESSALONIKA WATER & SEWERAGE	---	---	---	---	---	---	---	---	
PLATBOR	THRACE PLASTICS SA (CR)	1,500	---	---	---	---	---	---	1,596	
TITCBOR	TITAN CEMENT (CB)	---	---	---	---	---	---	---	204,477	
VIOBOR	VIOHALCO SA/NV (CB)	744	---	---	---	---	---	---	---	

Stock Lending Notes

[1] - Multilateral contracts Lending or Borrowing as per Methods 8-1, 8-2 and 8-3-3 (According to ATHEX BoD Resolution No.17)

[2] - Bilateral Contracts Lending or Borrowing as per Methods 8-3-1 and 8-3-2 & Contracts as per Method 4 (According to ATHEX BoD Resolution No.20)

[3] - The information concerning OTC Stock Borrowing Transactions is based on the statements of the Dematerialised Securities System (DSS) operators involved and refers to volumes that have been registered up until the previous working day.

[4] - Average Price (Volume weighted)

[5] - The Data concerning Open Interest before the start of trading session

Sectors codification for listed companies

12003-	ETF	10101010	Computer Services
10101015	Software	10102030	Computer Hardware
15101010	Telecommunications Equipment	15102015	Telecommunications Services
20101010	Health Care Facilities	20101025	Health Care Services
20102010	Medical Equipment	20103015	Pharmaceuticals
30101010	Banks	30202000	Diversified Financial Services
30202010	Asset Managers & Custodians	30202015	Investment Services
30204000	Closed End Investments	30302010	Full Line Insurance
30302015	Insurance Brokers	30302025	Property and Casualty Insurance
35101010	Real Estate Holding and Development	35101015	Real Estate Services
35102000	Diversified REITs	35102030	Office REITs
35102045	Retail REITs.	40201040	Rental & Leasing Services: Consumer
40202010	Home Construction	40202015	Household Furnishings
40202020	Household Appliance	40203040	Electronic Entertainment
40204020	Clothing & Accessories	40301010	Entertainment
40301030	Publishing	40301035	Radio & TV Broadcasters
40401010	Diversified Retailers	40401020	Apparel Retailers
40401025	Home Improvement Retailers	40401030	Specialty Retailers
40501010	Airlines	40501015	Travel & Tourism
40501020	Casinos & Gambling	40501025	Hotels & Motels
45101015	Distillers & Vintners	45101020	Soft Drinks
45102010	Farming Fishing Ranching & Plantations	45102020	Food Products
45103010	Tobacco	45201010	Food Retailers & Wholesalers
45201020	Personal Products	50101010	Construction
50101020	Building Roof/Wallboard and Plumbing	50101030	Cement
50101035	Building Materials: Other	50202010	Electrical Components
50203015	Plastics	50203030	Containers & Packaging
50204000	Machinery: Industrial	50204020	Machinery: Construction & Handling
50205010	Industrial Suppliers	50205020	Back Office Support HR & Consulting
50205030	Forms & Bulk Printing Services	50206015	Commercial Vehicles & Parts
50206030	Marine Transportation	50206060	Transportation Services
55101000	Diversified Materials	55101020	Textile Products
55102000	General Mining	55102010	Iron & Steel
55102015	Metal Fabricating	55102035	Aluminum
60101020	Oil Refining and Marketing	65101010	Alternative Electricity
65101015	Conventional Electricity	65102000	Multi-Utilities
65102030	Water		



ATHEX
Athens Stock Exchange

Λεωφ. Αθηνών 110 104 42 Αθήνα
110, Athinon Ave. GR 104 42 Athens
tel. (+30)210-33.66.800, fax (+30)210-33.66.101
www.athexgroup.gr