



ATHEXGROUP
Athens Exchange Group

ATHEX GROUP

October 2021

Group FactSheet

Company Profile

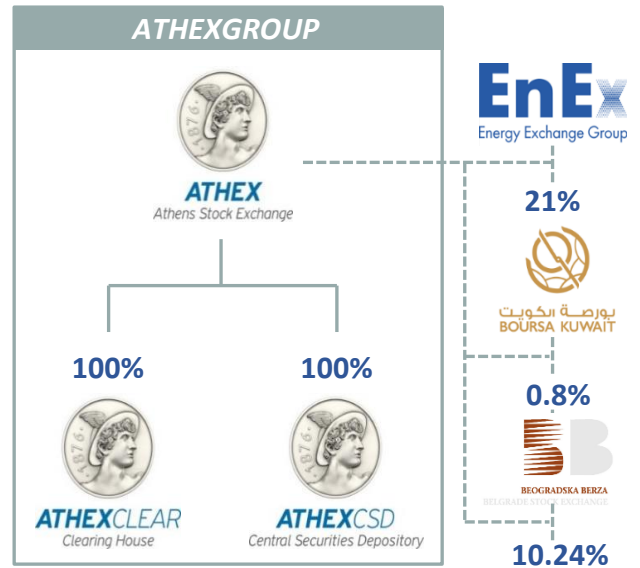
HELLENIC EXCHANGES-ATHENS STOCK EXCHANGE (ATHEX) is the parent company of the Group of companies that support the operation of the Greek capital market.

The parent company and its 100% subsidiaries **ATHEXCLEAR** and **ATHEXCSD** operate the organized cash and derivatives markets, carry out trade clearing, settlement and registration of securities, provide comprehensive IT solutions to the Greek capital market as well as other ancillary services (colocation, XNET, LEI et al.) and promote the development of capital markets in Greece.

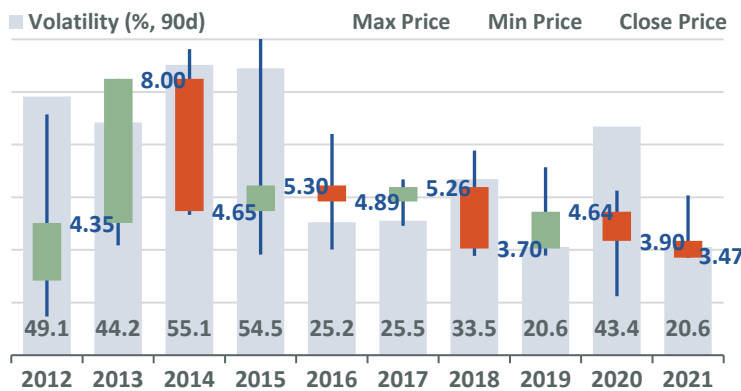
The Group also provides support services to the **Hellenic Energy Exchange** in which it holds a 21% stake and to **Boursa Kuwait** in which it holds a 0.8% stake.

Through its participation in the **Hellenic Corporate Governance Council (HCGC)** - the Group promotes corporate governance and the adoption of best practices in Greece - www.esed.org.gr

Group Structure



Share Performance



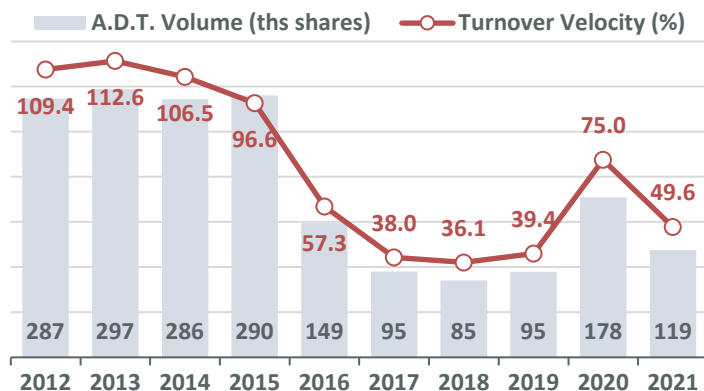
Recent Developments

- Jul-21 ATHEX acquires 10.24% in the **Belgrade Stock Exchange (BELEX)**
- Jul-21 ATHEX announces that since 1.1.2021 it operates using **100% green electricity**
- Jul-21 Launch of a new stock market index:
- **ATHEX ESG Index**

Upcoming Events

- 16th Annual Greek Roadshow (AGR) **Dates to be Announced**
- 4th ATHEX Small Cap Conference **Virtual, Wednesday 20th – Thursday 21st October**

Share Liquidity



Yearly Performance

Year	2016	2017	2018	2019	2020	2021	CAGR 2021-12
Performance	-7.7%	7.6%	-29.7%	25.3%	-16.0%	-10.9%	-2.5%

Trailing Performance

Period	1 Month	3 Months	6 Months	9 Months	1 Year	3 Years	5 Years
Performance	-11.6%	-15.4%	-12.6%	-13.7%	23.0%	-21.1%	-15.4%

Financial Calendar

FY 2020 Results	Monday March 29 th
Q1 2021 Results	Monday May 24 th
Annual General Meeting	Monday May 31 st
H1 2021 Results	Monday July 26 th
9M 2021 Results	Monday November 29 th

Key Information

Mkt Capitalization (€)	209,407,560
Number of Shares Outstanding	60,348,000
ICB Sector Classification (ICB)	Financial Services
Listing Market	Main Market
Trading Segment	High Liquidity
Fiscal Year End	December

Source: ATHEXGROUP, Trade Data 30/09/2021

Hellenic Exchanges - Athens Stock Exchange, 110 Athinon Ave, 104 42 Athens, Greece, Tel: +30 210 33 66 800



Financials (€ thous, consolidated)

Fiscal Year	2017	2018	2019	2020	H1-21
Revenue	27,412	26,586	33,368	30,735	18,405
Regulator Fee	-1,063	-1,019	-1,216	-1,227	-719
Operating Expenses	18,366	18,185	18,916	21,170	10,238
EBITDA	7,983	7,382	13,236	8,338	7,448
Depreciation	-3,060	-3,504	-4,083	-4,210	-2,163
EBIT	4,923	3,878	9,153	4,128	5,285
Financial Income	321	565	366	117	37
EBT	5,078	4,008	9,482	4,908	5,596
Income Tax	-2,002	-981	-3,402	-1,038	-533
Net Earnings (EAT)	3,076	3,027	6,080	3,870	5,063
EPS (€ per share)	0.042	0.064	0.115	0.118	0.095
Operating Margin	29.1%	27.8%	39.7%	27.1%	40.5%
Head Count	221	227	218	230	233

Cash Distributions (per share)

Year Paid	2017	2018	2019	2020	2021
Ordinary Dividend	0.064990	0.050208	0.050	0.070	0.070
Capital return	0.259970	0.150624	0.110	0.090	0.070
Total Distributions	0.324960	0.200832	0.160	0.160	0.140

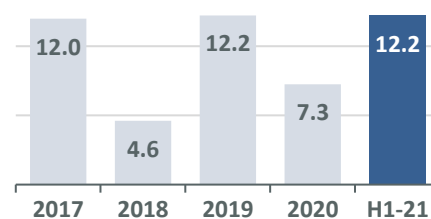
Board of Directors

George Handjinicolaou Chairman, Non-Executive Member
Alexios Pilavios Vice Chairman, Non-Executive Member
Socrates Lazaridis CEO, Executive Member
Dimitrios Dosis Independent Non-Executive Member
Konstantinos Vassiliou Non-Executive Member
Giorgos Doukidis Independent Non-Executive Member
Ioannis Emiris Non-Executive Member
Polyxeni Kazoli Independent Non-Executive Member
Theano Karpodini Independent Non-Executive Member
Nicholas Krenteras Independent Non-Executive Member
Ioannis Kyriakopoulos Non-Executive Member
Spyridoula Papagiannidou Independent Non-Executive Member
Pantelis Tzortzakis Independent Non-Executive Member

Identification

Bloomberg:	EXAEGA	ISIN Code:	GRS395363005
Reuters:	EXCr.AT	FISN:	ATHEX/REG SHS
ATHEX Symbol:	EXAE	LEI:	549300GSRN07MNENPL97

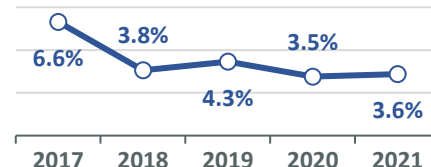
Operating Cash Flow (€ mil)



Total Cash (€ mil)



Total Yield (price fiscal year end)



Analyst Coverage

Alpha Finance Nikos Katsenos
Axia Ventures Constantinos Zouzoulas
Eurobank Equities Panagiotis Kladis
Euroxx Vangelis Karanikas
LXM Group Louis Nikolopoulos
Optima Bank Dimitrios Birbos
National Securities Melina Spyropoulou
Pantelakis Securities Spiros Tsangalakis
Piraeus Securities Iakovos Kourtesis
ResearchGreece Dimitris Giannoulis
Wood & Co Alex Boulougouris

Shareholder Structure

by Investor Type

International Investors	41.5%
Local Retail Investors	30.3%
Local Institutional Investors	19.7%
Local Banks	5.8%
ATHEX Members	0.9%
Management Team	1.7%
Other Greek Shareholders	2.0%

by Country of Origin

Greece	58.5%
USA	15.3%
Cayman Islands	7.8%
Luxembourg	6.0%
Ireland	2.4%
British Virgin Islands	1.6%
United Kingdom	1.1%
Other Countries	7.3%

Source: ATHEXGROUP, Data 30/09/2021

Contact Details

Nick Koskoletos , Chief Financial Officer (CFO)
Stelios Konstantinou , Head of Investor Relations (IR)
e-mail: investor-relations@Athexgroup.gr , www.Athexgroup.gr