

# Market Profile

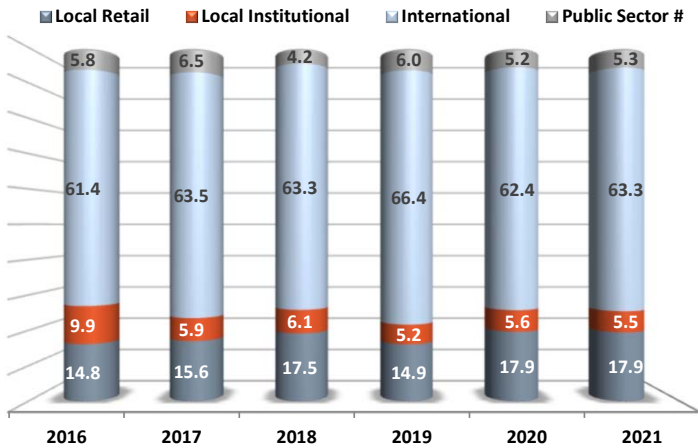
September 2021



<b>+7.0%</b> ATHEX Composite Performance YTD	<b>€62.1</b> Total Market Capitalization (bil.)	<b>€73.7</b> Daily Turnover in Equity Market (mil.)
--	---	---

## Investor Participation in the Cash Market

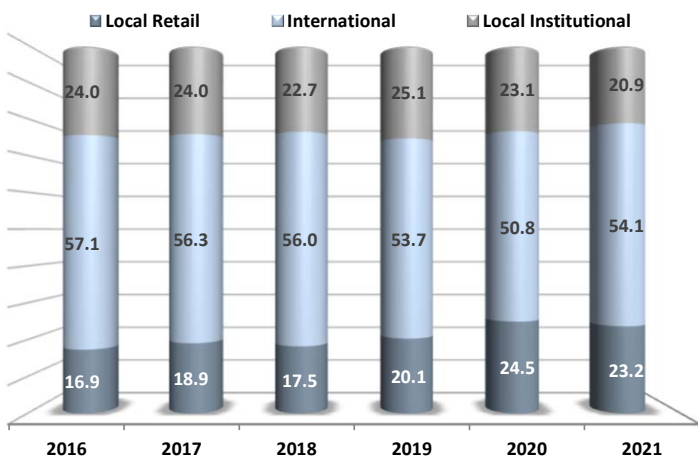
(as % of total market capitalization)



# Public Sector includes HFSF stakes

## Investor Participation in the Cash Market

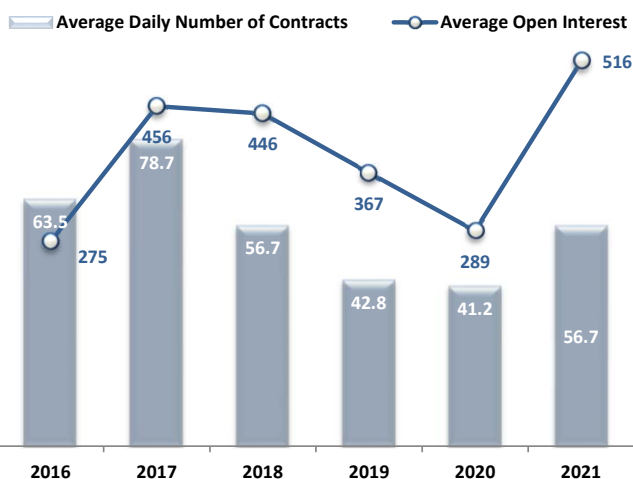
(as % of total trading activity)



Data as of 30/09/21

## Trading Activity in Derivatives Market

(thous. contracts)



Data as of 30/09/21

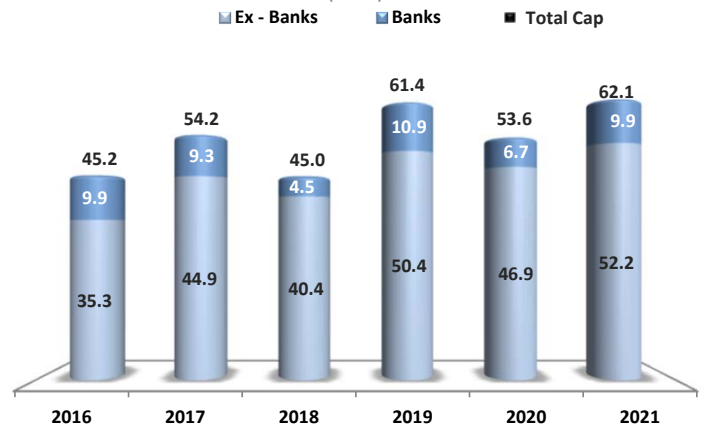
## Index Performance

(in common scale of 1,000 points at 04/01/16)



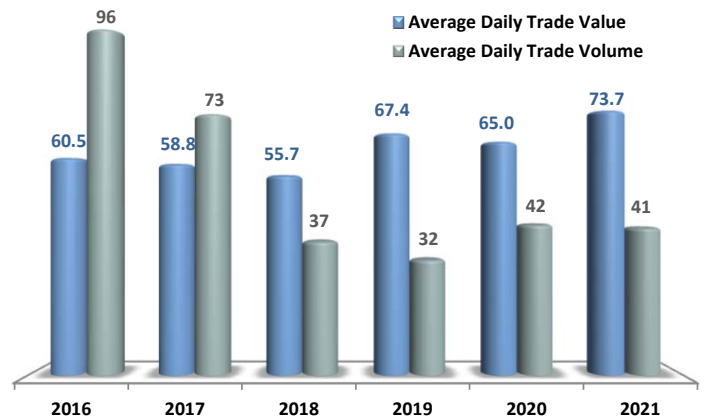
## Market Capitalization

(€ bil.)



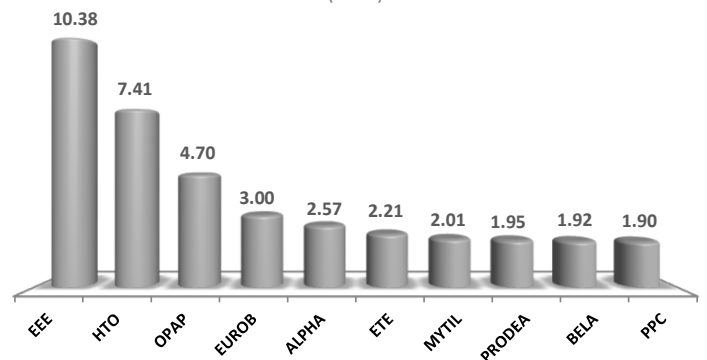
## Market Liquidity

(€ mil., mil. shares)



## Top 10 by Market Capitalization

(€ bil.)



Data as of 30/09/21

# Market Profile

September 2021

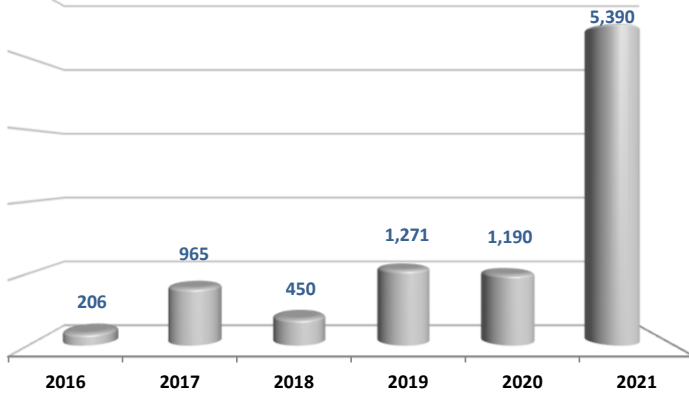


## Main Indicators

	2017	2018	2019	2020	2021
Market Capitalization (€ bil.)	54.2	45.0	61.4	53.6	62.1
Average Trade Value (€ mil.)	58.8	55.7	67.4	65.0	73.7
Average Trade Volume (mil. shares)	72.7	37.3	32.2	42.0	41.1
Avg Num of Contracts (ths cont.)	78.7	56.7	42.8	41.2	56.7
Composite Index Yield (%)	+24.7	-23.6	+49.5	-11.7	+7.0
Number of Listed Companies	221	203	190	180	161

## Capital Raised

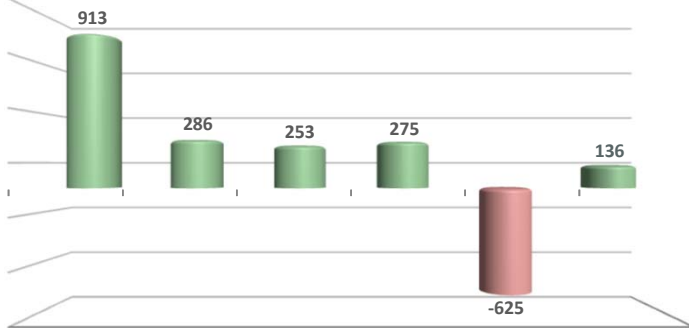
(€ mil.)



Data as of 31/05/21

## Capital Flows from International Investors

(€ mil. Buys minus Sells)



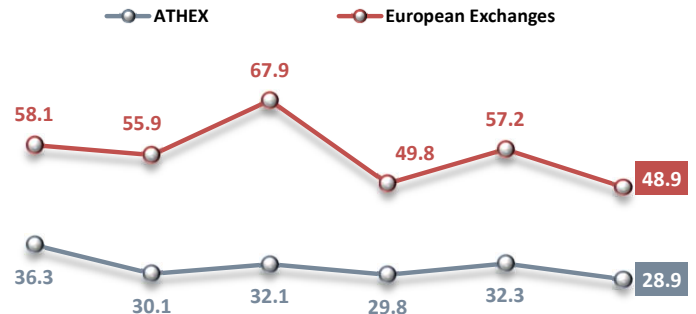
Data as of 30/09/21

## Market Holidays

	2021	2022
New Year	Fr 1 January	---
Epiphany	We 6 January	Th 6 January
Ash Monday	Mo 15 March	Mo 7 March
National Holiday	Th 25 March	Fr 25 March
Good Friday (Catholic)	Fr 2 April	Fr 15 April
Easter Monday (Catholic)	Mo 5 April	Mo 18 April
Good Friday (Orthodox)	Fr 30 April	Fr 22 April
Easter Monday (Orthodox)	Mo 3 May	Mo 25 May
Labor Day	---	---
Whit Monday	Mon 21 June	Mo 13 June
Assumption Day	---	Mo 15 August
National Holiday	Th 28 October	Fr 28 October
Christmas Eve	Fr 24 December	---
Christmas Day	---	---
Second Day of Christmas	---	Mo 26 December

## Turnover Velocity

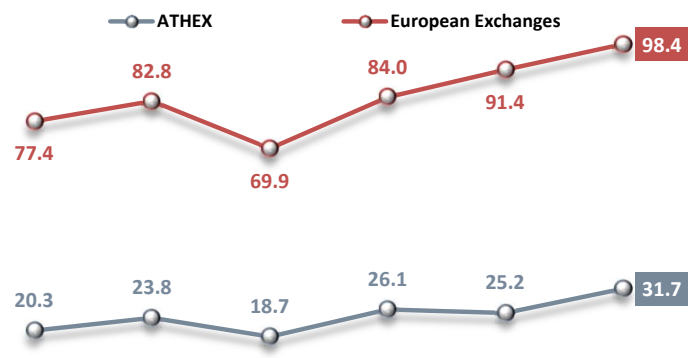
(value traded vs market capitalization, %)



Data as of 31/08/21, European Exchanges = FESE Members

## Market Capitalization vs GDP

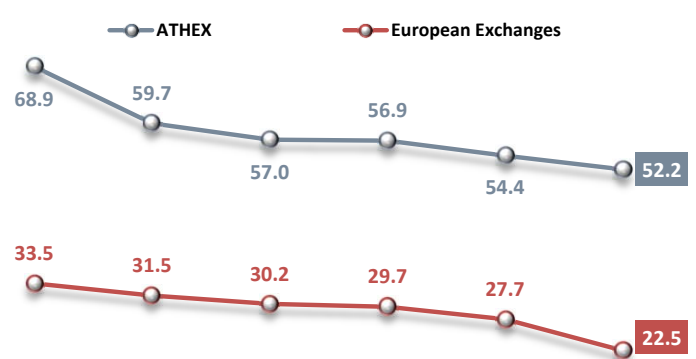
(data in %)



Data as of 31/08/21, European Exchanges = FESE Members

## Market Concentration

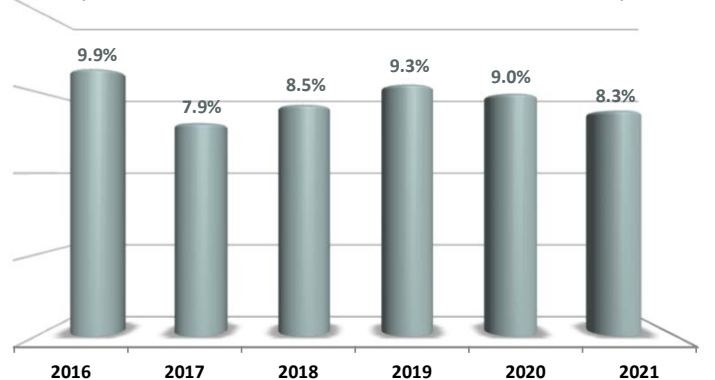
(top 5 most traded shares, % of total trade value)



Data as of 31/08/21, European Exchanges = FESE Members

## Off Exchange Transactions (OTC)

(value of OTC classic transactions vs ATHEX total trade value)



Data as of 30/09/21