

January 2021

**Space Hellas S.A.**

**Company Profile**

Founded in 1985 and listed on the Athens Stock Exchange since 2000 with subsidiaries in five countries and activities extending across Europe to the Middle East, Space Hellas is a leading system integrator that offers a comprehensive range of integrated ICT and security solutions and services complemented by after-sales support. The company's commitment to quality and security are acknowledged by its ISO certifications. The company, has formed a number of strategic partnerships with prestigious technology providers around the world and has successfully completed an impressive list of projects providing value-added solutions to high-profile customers in the enterprise, government and defense sectors. The serious commitment to R&D affords the company a considerable advantage in the market. Its impressive range of solutions and services covers every aspect of ICT and security—infrastructure, telecoms, data communications and IT, cloud based services, unified communications, information and physical security solutions.

**Identification**

Bloomberg	SPACE GA
Reuters	SPAr.AT
ATHEX Symbol	SPACE
ISIN Code	GRS402003008
FISIN	SPACE HELLAS/REG SHS
LEI	213800BFLX55D42JQM05

**Contact Details**

Corporate Communications: Nor Loukia

Email: [sharehold@space.gr](mailto:sharehold@space.gr)

Website: [www.space.gr](http://www.space.gr)

Address: 312 Mesogion Ave. 15341, Agia Paraskevi , Greece

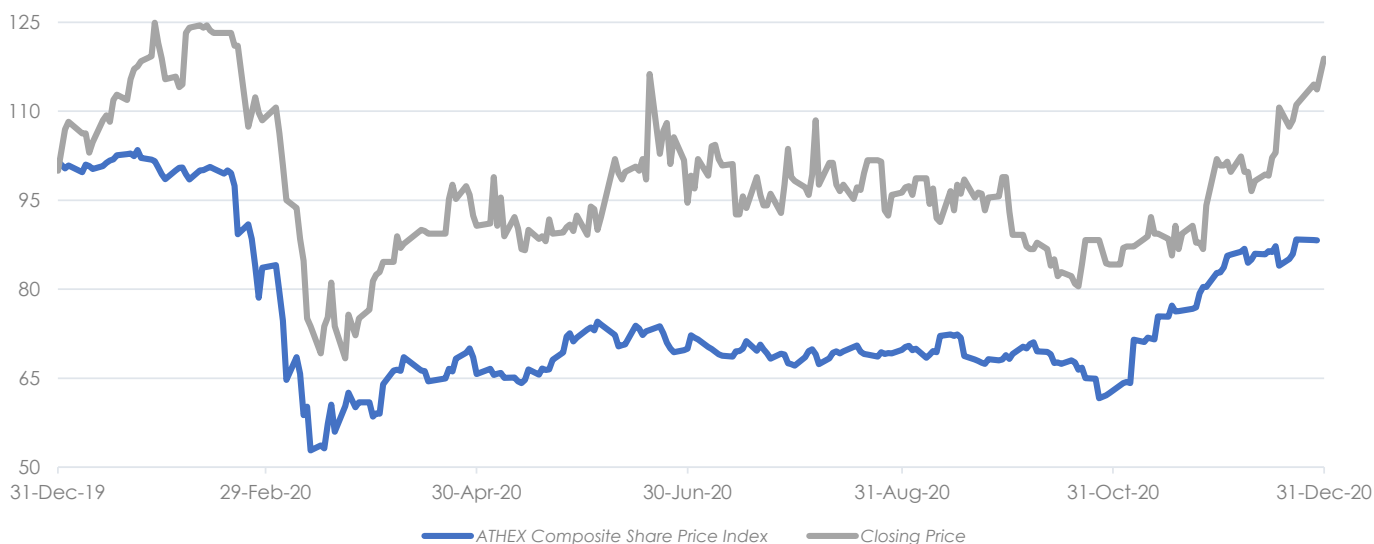
Tel: (210)-6504100, Fax: (210)-6504153

**Key Information**

Mkt Capitalization (€)	35,381,784
# of Shares Outstanding	6,456,530
ICB Sector Classification	Telecommunications
Listing Market	Main Market
Closing Price (€)	5.48
Fiscal Year End	December

Source: ATHEXGROUP, Data 31-Dec-2020

**Normalized Share Performance % VS Composite Index**



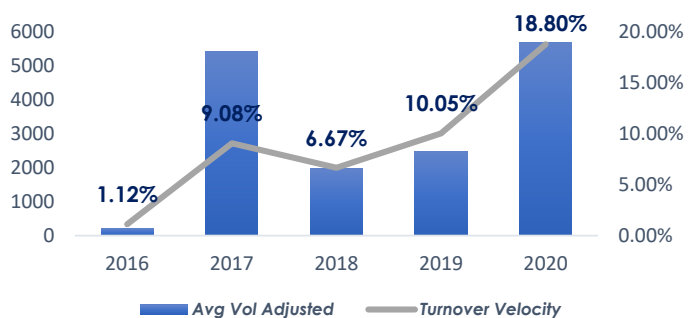
**Yearly Performance**

2015	2016	2017	2018	2019	2020	CAGR
-31.55%	-49.06%	507.36%	37.63%	-15.41%	18.87%	33.76%

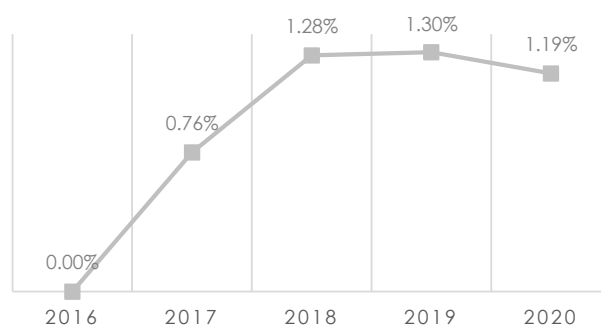
**Trailing Performance**

5 Year	3 Year	1 Year	9 Month	6 Month	3 Month	1 Month
328.13%	38.38%	18.87%	46.13%	25.69%	20.18%	16.60%

## Share Liquidity



## Total Yield %

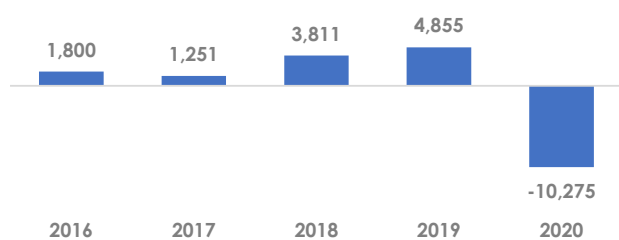


## Financials (€ thous, consolidated)

(€ thous, consolidated)

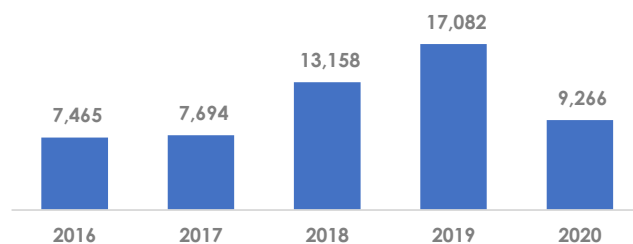
Fiscal Year	2016	2017	2018	2019	H1 2020
<b>Revenues</b>	<b>48,169</b>	<b>59,658</b>	<b>66,112</b>	<b>72,250</b>	<b>33,043</b>
Gross Profit	13,069	14,155	15,887	15,884	7,077
<b>EBITDA</b>	<b>4,312</b>	<b>4,838</b>	<b>5,942</b>	<b>6,283</b>	<b>2,994</b>
Long-term Liabilities	7,848	9,800	12,674	15,307	19,518
<b>Short-term Liabilities to Banks</b>	<b>8,117</b>	<b>7,965</b>	<b>8,606</b>	<b>9,682</b>	<b>9,552</b>
Debt	15,965	17,765	21,280	24,989	29,070
<b>EBT</b>	<b>1,401</b>	<b>1,652</b>	<b>2,081</b>	<b>2,151</b>	<b>1,062</b>
Net Earnings	900	1,114	1,218	1,516	640
<b>Assets</b>	<b>46,320</b>	<b>50,699</b>	<b>58,268</b>	<b>69,140</b>	<b>68,522</b>
Equity	13,787	14,670	15,139	16,390	17,364
<b>CAPEX</b>	<b>- 1,503</b>	<b>- 1,702</b>	<b>- 1,528</b>	<b>- 2,726</b>	<b>- 885</b>
Operating Cash Flow	1,800	1,251	3,811	4,855	10,275
<b>Cash</b>	<b>7,465</b>	<b>7,694</b>	<b>13,158</b>	<b>17,082</b>	<b>9,266</b>
EBITDA Margin	9%	8%	9%	9%	9%
<b>Debt to Equity Ratio</b>	<b>116%</b>	<b>121%</b>	<b>141%</b>	<b>152%</b>	<b>167%</b>
Net Debt to Equity Ratio	62%	69%	54%	48%	114%
<b>Number of Employees</b>	<b>262</b>	<b>292</b>	<b>345</b>	<b>372</b>	<b>390</b>

## Operating Cash Flow (€ thous.)



\*H1 2020

## Total Cash (€ thous.)



\*H1 2020

## Cash Distributions (€ per share)

Year Paid	2016	2017	2018	2019	2020
Ordinary Dividend	0.00	0.03	0.07	0.06	0.07
Special Dividend	0.00	0.00	0.00	0.00	0.00
<b>Total Distributions</b>	<b>0.00</b>	<b>0.03</b>	<b>0.07</b>	<b>0.06</b>	<b>0.07</b>

## Financial Calendar

5/12/2020	Annual Analysts' Update
6/18/2020	General Meeting
6/18/2020	Annual Ordinary General Meeting
7/9/2020	Dividend Cut
7/10/2020	Dividend Holders
7/15/2020	Dividend Payment Date
9/29/2020	Six Months' Results Publication
9/30/2020	Six Months' Results Publication

## Board of Directors

<b>Manolopoulos D. Spyridon</b>	President/Executive Member
<b>Chatzistamatiou N. Theodoros</b>	Vice Chairman/Non Executive Member
<b>Bellos P. Christos</b>	Vice President/Executive Member
<b>Mertzanis A. Ioannis</b>	Ceo/Executive Member
<b>Doulaveris A. Ioannis</b>	Executive Member
<b>Paparizou K. Anastasia</b>	Executive Member
<b>Patsouras N. Athanasios</b>	Independent Non Executive Member
<b>Xatiras I. Emmanoyil</b>	Independent Non Executive Member
<b>Gakis T. Teodoros</b>	Independent Non Executive Member

## Shareholders

Alpha Bank A.E.	<b>19.33%</b>
Manolopoulos Spiridon	<b>17.23%</b>
Mpellos Panagiotis	<b>17.11%</b>
Manolopoulos Ioannis	<b>16.15%</b>

Source: ATHEXGROUP, Data 31-Dec-2020 , published according to law 3556/2007

## Index Participation

Athex All Share Index  
Athex Composite Index Total Return Index  
Athex Composite Share Price Index  
ATHEX Select Index  
FTSE/Athex Market Index  
FTSE/ATHEX Mid & Small Cap Factor-Weighted Index  
FTSE/Athex Telecommunications

The information contained in this report is supplied by ATHEX and by the listed companies. While all reasonable efforts have been taken to ensure the accuracy of the information contained in the report, it cannot be guaranteed. No liability is accepted by ATHEX and/or any listed company. This report does not constitute financial or investment advice. The present document is property of Hellenic Exchanges- Athens Stock Exchange S.A. (ATHEX) and the rights over it are protected under the stipulations about intellectual property rights. Copyright © 2021 Hellenic Exchanges- Athens Stock Exchange S.A.