

January 2021

Forthnet S.A.

Company Profile

Forthnet is the company that first introduced internet and pay-TV in Greece. Today it is a top provider of bundled home entertainment and communication services across the country. Using cutting-edge technologies and taking advantage of its highly skilled executives' expertise, Forthnet, by continually strengthening its multiplay strategy, offers a wide range of Pay-TV, broadband internet and fixed telephony services under the brand Nova to home users, enterprises and public bodies. Forthnet has 950 employees, operates a network of 93 stores in 52 cities across Greece and provides services to more than 40.000 middle/large-scale companies while serving 15% of the Greek households.

Contact Details

Corporate Communications: Dimitrios Bakratsas

Email: lr@forthnet.gr

Website: <http://www.forthnet.gr>

Address: 4 Atthidon Str. 17671, Kallithea , Greece

Tel: (210)-9559000, Fax: (210)-9559055

Identification

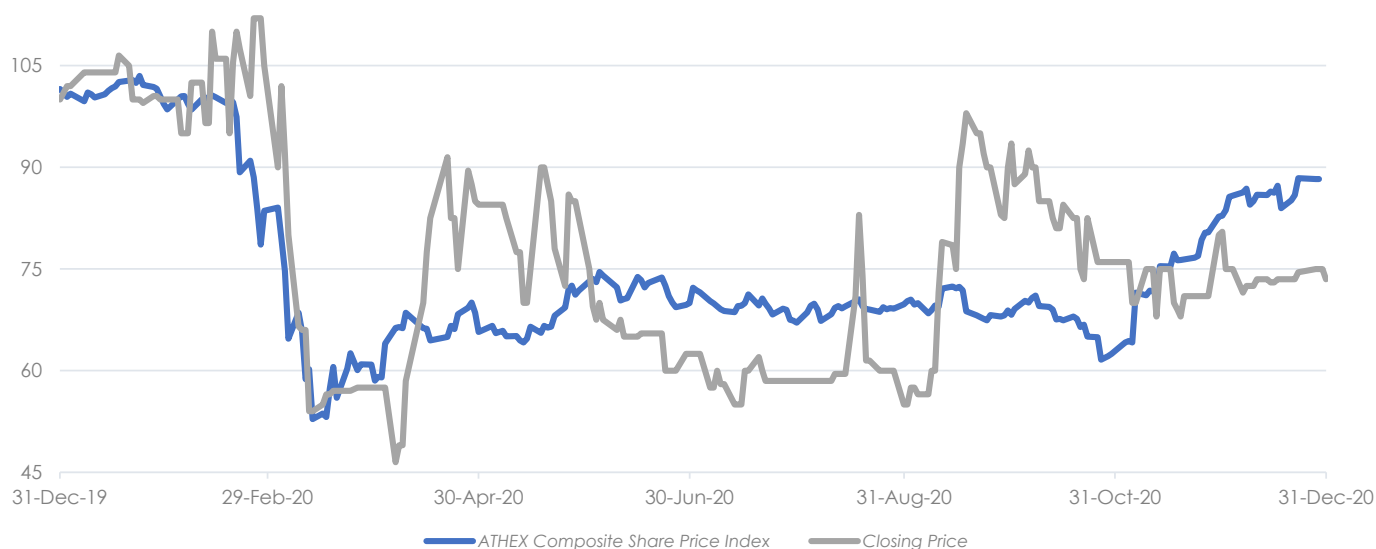
Bloomberg	FORTH GA
Reuters	FORr.AT
ATHEX Symbol	FORTH
ISIN Code	GRS406003004
FISIN	FORTHNET/REG SHS
LEI	2138006B36SA6LJW8M93

Key Information

Mkt Capitalization (€)	101,003,098
# of Shares Outstanding	343,547,953
ICB Sector Classification	Telecommunications
Listing Market	Surveillance
Closing Price (€)	0.29
Fiscal Year End	December

Source: ATHEXGROUP, Data 31-Dec-2020

Normalized Share Performance % VS Composite Index



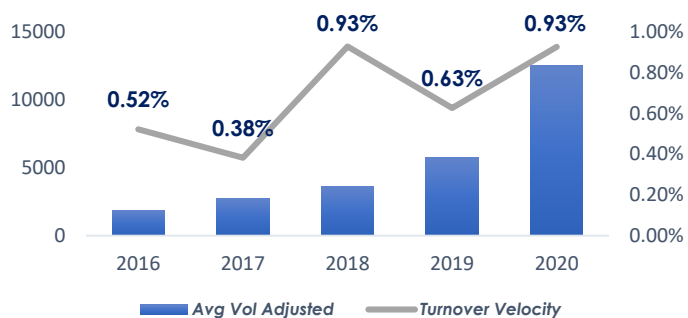
Yearly Performance

2015	2016	2017	2018	2019	2020	CAGR
-16.66%	-59.15%	39.53%	-68.61%	253.98%	-26.50%	-14.18%

Trailing Performance

5 Year	3 Year	1 Year	9 Month	6 Month	3 Month	1 Month
-53.45%	-18.33%	-26.50%	27.83%	17.60%	-18.33%	-8.13%

Share Liquidity



Total Yield %

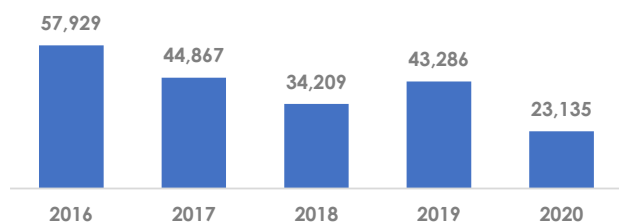
No Cash Distributions

Financials (€ thous, consolidated)

(€ thous, consolidated)

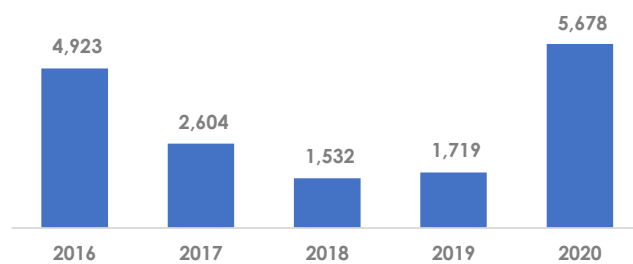
Fiscal Year	2016	2017	2018	2019	H1 2020
Revenues	320,863	294,037	281,595	259,971	124,232
EBITDA	54,836	40,217	42,346	37,080	18,010
Long-term Liabilities	51,039	41,072	42,978	42,825	43,835
Short-term Liabilities to Banks	256,187	256,199	256,296	256,112	256,112
Debt	307,226	297,271	299,274	298,937	299,947
EBT	- 25,008	- 32,852	- 34,243	- 31,249	- 15,133
Net Earnings	- 23,763	- 29,848	- 29,410	- 28,522	- 14,558
Assets	443,993	405,688	378,580	355,408	322,973
Equity	- 174,898	- 191,920	- 199,755	- 226,584	- 241,142
CAPEX	- 27,804	- 30,642	- 23,915	- 24,404	- 11,569
Operating Cash Flow	57,929	44,867	34,209	43,286	23,135
Cash	4,923	2,604	1,532	1,719	5,678
EBITDA Margin	17%	14%	15%	14%	14%
Debt to Equity Ratio	-176%	-155%	-150%	-132%	-124%
Net Debt to Equity Ratio	-173%	-154%	-149%	-131%	-122%
Number of Employees	1,185	1,142	972	942	930

Operating Cash Flow (€ thous.)



*H1 2020

Total Cash (€ thous.)



*H1 2020

Cash Distributions (€ per share)

Year Paid	2016	2017	2018	2019	2020
Ordinary Dividend	0.00	0.00	0.00	0.00	0.00
Special Dividend	0.00	0.00	0.00	0.00	0.00
Total Distributions	0.00	0.00	0.00	0.00	0.00

Financial Calendar

5/27/2020	General Meeting
6/26/2020	Annual Ordinary General Meeting
6/26/2020	General Meeting
12/11/2020	General Meeting

Board of Directors

Stathopoulos Nikolaos	President/Non Executive Member
Tzelepis Dimitrios	Vice President/Ceo/Executive Member
Ratajac Vladislav	Non Executive Member
Doukidis Georgios	Independent Non Executive Member
Gerkena Dirk	Independent Non Executive Member

Main Shareholder

BC Partners Holdings Ltd	84.60%
--------------------------	---------------

Source: ATHEXGROUP, Data 31-Dec-2020 , published according to law 3556/2007

Index Participation

No Index Participation

The information contained in this report is supplied by ATHEX and by the listed companies. While all reasonable efforts have been taken to ensure the accuracy of the information contained in the report, it cannot be guaranteed. No liability is accepted by ATHEX and/or any listed company. This report does not constitute financial or investment advice. The present document is property of Hellenic Exchanges- Athens Stock Exchange S.A. (ATHEX) and the rights over it are protected under the stipulations about intellectual property rights. Copyright © 2021 Hellenic Exchanges- Athens Stock Exchange S.A.